



Department of
Primary Industries and
Regional Development

Journal of the Department of Agriculture, Western Australia, Series 3

Volume 4
Number 5 *September-October, 1955*

Article 3

9-1955

Classing small clips

W. L. McGarry

Follow this and additional works at: https://library.dpird.wa.gov.au/journal_agriculture3

Recommended Citation

McGarry, W. L. (1955) "Classing small clips," *Journal of the Department of Agriculture, Western Australia, Series 3*: Vol. 4: No. 5, Article 3.

Available at: https://library.dpird.wa.gov.au/journal_agriculture3/vol4/iss5/3

This article is brought to you for free and open access by the Agriculture at Digital Library. It has been accepted for inclusion in Journal of the Department of Agriculture, Western Australia, Series 3 by an authorized administrator of Digital Library. For more information, please contact library@dpird.wa.gov.au.

CLASSING SMALL CLIPS

By W. L. McGARRY, Sheep and Wool Adviser

CORRECT classing of their own clips by the farmers themselves can prove highly educational and definitely profitable. Factors such as labour shortages, inadequate equipment and lack of confidence in their own ability to carry out the work, induce many woolgrowers to leave the classing of their clips to the brokers, but classing of the clip on the farm should be practised wherever possible.

The educational aspect of classing their own wool is important to growers, particularly insofar as it affects flock improvement. By placing the wool in the various bins themselves, growers are not only improving their wool knowledge but are also becoming intimately acquainted with the degree of fault and virtue in their clips. With this knowledge, they are better equipped to select those rams most likely to reduce the faults and add to the virtues.

An intimate knowledge of the **type and quantity** of wool going into the various lines, together with culling, equips growers more reliably and efficiently to select suitable rams than by mere culling alone. This important information can only be obtained at the classing table, and it is obvious also that by classing the wool into the various lines and following up prices

realised for the various lots, the grower can readily recognise the most profitable type of wool to produce.

QUANTITY AND STYLE

The aim in producing merino wool should be to produce as great a quantity of wool of good style (or character) per sheep as possible. Style is emphasised because in merino wool a premium is paid for style and for this reason the desirability of establishing and improving style is very important and should not be overlooked when striving for quantity.

PRODUCTION COSTS

Production costs are of paramount importance in wool production and one way in which growers can reduce production costs is by increasing the **quantity and style** of wool cut per head of sheep—or in other words by increasing the monetary returns per head of sheep run. Producing cheaper wool means producing more and better wool per sheep.

FEEDING

The amount of wool cut per sheep is governed by two factors. They are nutrition (or feed) and breeding (or inheritance). Of the two there is little doubt that nutrition plays the bigger part in the quantity of wool cut per sheep. Unless



Fig. 1.—The effects of nutrition on the growth of sheep. These two ewes are of the same age and are by the same sire. The one on the left has been well fed throughout its life and has a body weight of 119 lb. The animal on the right has been poorly fed and has a body weight of 54 lb.

a sheep is on a good level of nutrition from the time it is born it is unable to produce the maximum amount of wool of which it is genetically capable—or in other words it is unable fully to express in wool production its inheritance for this factor. Good nutrition results in the development of more wool-producing follicles during the growth of the sheep, which in turn leads to a greater wool density—or in other words more fibres per square inch of skin. Good nutrition will also make a bigger sheep with a larger skin area on which to grow wool. The more wool-bearing skin on a sheep the better (up to a point) as it has been found that about 90 per cent. of the skin area on a sheep is bare. Thicker and longer wool fibres are grown by the sheep when the nutritional conditions are good and if the millions of fibres that go to make up a fleece are thicker and longer (through nutrition) then the fleece must be heavier.

BREEDING

A stylish wool can be described as a wool possessing to a high degree all those characteristics which wool buyers and wool manufacturers desire and are willing to pay premiums for.

These characteristics are:—

- (1) Good staple length.
- (2) Robust or thick staple.
- (3) Soundness throughout the whole staple length.
- (4) Correct staple length for fibre thickness.
- (5) Pronounced, regular and even crimp.
- (6) Blocky, square tip free from hairiness and fluffiness.
- (7) Free and even fibre growth throughout the staple.
- (8) Density.
- (9) Softness.
- (10) Elasticity.
- (11) Colour.

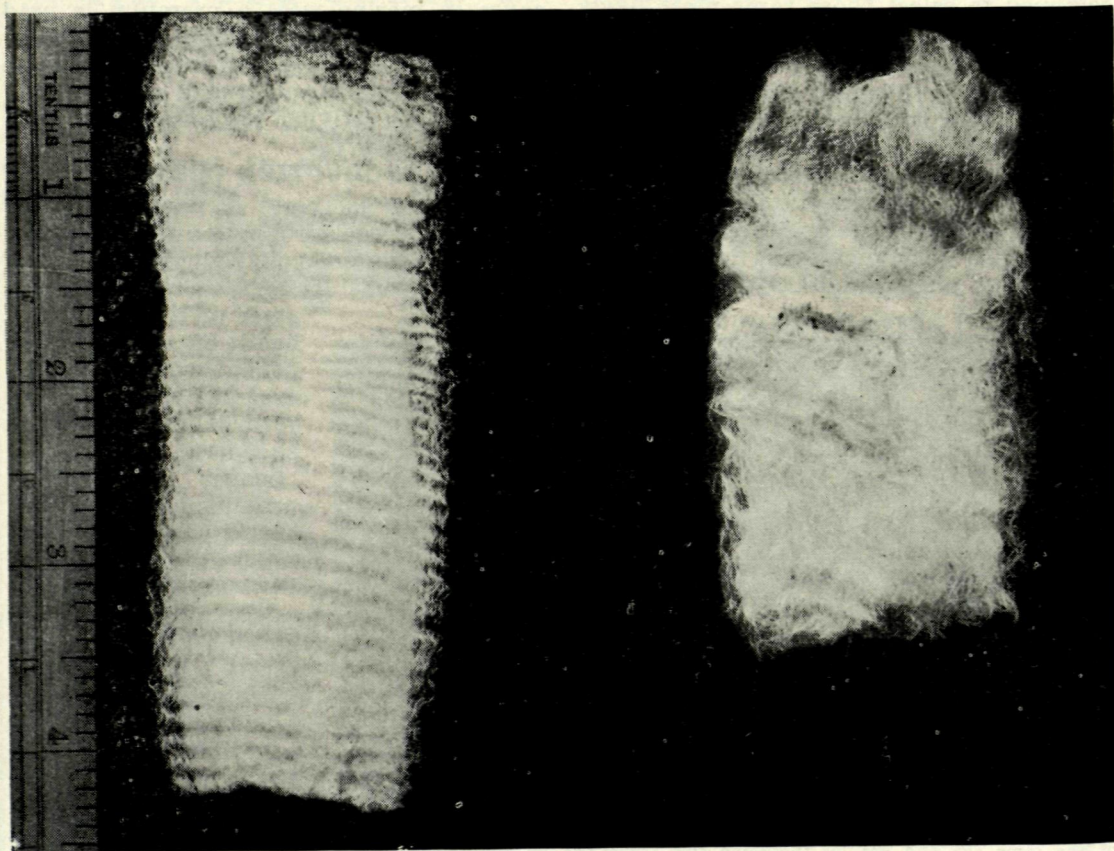



Fig. 2.—Merino wool—strong wool type. That on the left shows good style. That on the right lacks style.



GRUBBING

TREES AND STUMPS

and doing speedily what is otherwise slow and laborious work

Tremendous power exerted by

The Monkey Grubber

tears them quickly and cleanly from the earth with roots intact. A thorough and workmanlike job, and the unrivalled method of dealing with your timbered land. A GRUBBING MACHINE equipped with cable of correct length, size and weight for ease of handling and embodying such features as multiple speeds, automatic releasing gear, rope shortener, snatch block, and simple sturdy rope couplings. Each one a time saver and a labour saver, and to which the effectiveness gained by portability and ease of operation must be added.

With the MONKEY GRUBBER a day's work can be done in an hour.

It will surely be to your advantage to know about it from

THE JACK PEOPLE

TREWHELLA BROS. Pty. Ltd.

TRENTHAM, VIC.

W.A. Stockists: HARRIS SCARFE & SANDOVERS LTD.


McLEAN BROS. & RIGG LTD.

CO-OPERATIVE WHOLESALE SERVICES LTD.

J. & W. BATEMAN LTD.

THE BAIRDS CO. LTD.

McPHERSON'S LTD.



★ IT IS MORE BUSINESS-LIKE TO PAY BY CHEQUE



More and more young men are enjoying the prestige and advantages of a Cheque Account. They are finding it easier, quicker and more convenient to pay bills and much more business-like to run accounts. They also appreciate the financial advice which is always freely available to them at the "R. & I."



"Dad showed me the advantages of a cheque account"

Open a Cheque Account with . .



RURAL & INDUSTRIES BANK OF WESTERN AUSTRALIA

HEAD OFFICE: 555-573 Hay Street, Perth.
Branches at 4-6 Forrest Place, Perth; 14 Market Street, Fremantle; Main Street, Osborne Park; and in leading country towns throughout W.A.

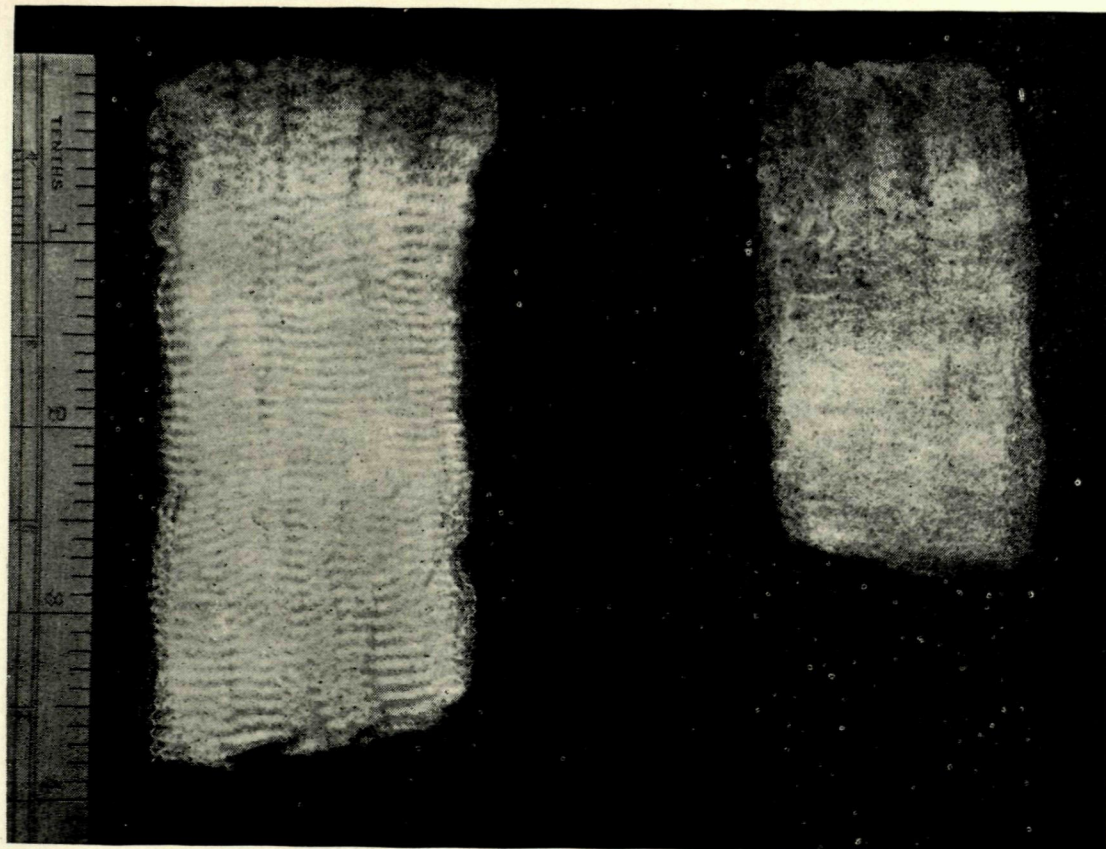


Fig. 3.—Merino wool—medium type. Note the difference between the good style on the left the poor style on the right.

Although nutrition (feed) plays a part in some of these characteristics the main role of nutrition is to produce **quantity** and reliance must be placed more on **breeding and culling** if growers are to establish and retain style in their wool.

In wool growing, feeding and breeding must go together to get the maximum returns. Breeding without feeding is senseless and feeding without breeding is only going half way because a sheep of poor type costs as much to feed and care for as a good one and a good type will convert feed into wool and meat much more profitably than a poor type.

The classing of farmers clips to the best financial advantage is a task that can be performed capably by growers who take an intelligent interest in their sheep and the wool they produce. Classing of such clips calls mainly for the matching of similar fleeces into as few and as big lines as possible out of which must be kept the

irregular or "outsort" fleeces which do not match the main lines. The main qualifications required in the correct matching of fleeces are common sense and good eyesight allied to **adequate shed facilities**.

SHEARING SHED FACILITIES

A roomy, well-designed shed is essential if shearing and classing are to be carried out efficiently and expeditiously. Shed space must be laid out economically to ensure the most efficient handling of sheep and wool, and in planning the wool room, it is necessary to aim at a quick, clean handling of the fleeces with the wool travelling in the **one** direction towards the press.

PLAN OF SHEARING SHED

1. A plan of a 4-stand fixed overhead gear elevated shearing shed which is also very suitable for storage purposes is shown in Figs. 4 and 5.

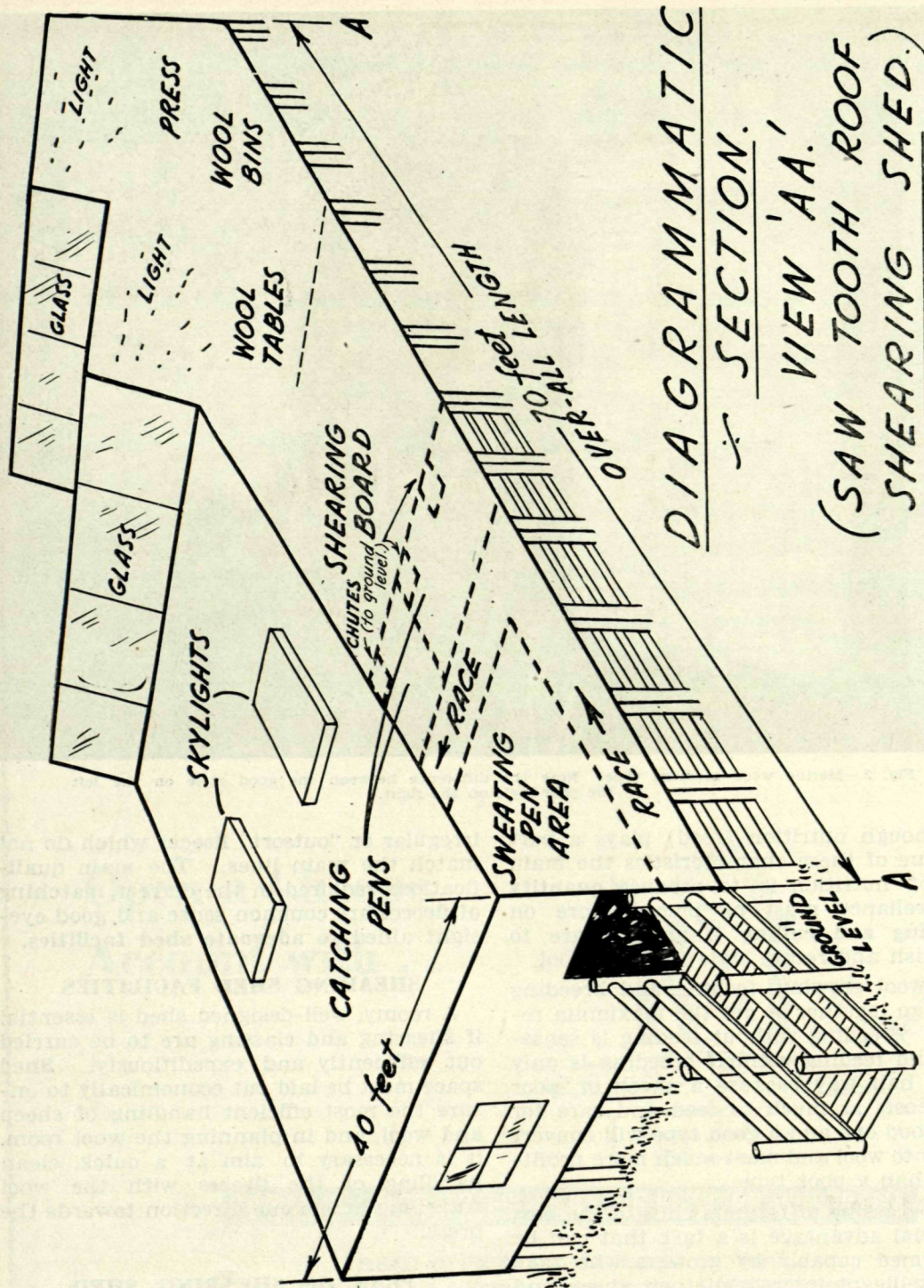


Fig. 4.—A good type of shearing shed.

*There is no substitute
for*

APEX

BLOOD & BONE

50 lb.	£1 4 0
160 lb.	£2 19 6
Ton	£41 10 0

• • •

W.A. PRODUCE CO.

113 Oxford Street,
LEEDERVILLE

W 3354 :: W 1680

6 Newcastle Road,
MIDLAND JUNCTION

UJ 215

fruit growers

LANE'S

have the answer to your
fungus control problems

LANTOX T.M.T.D.

Stone Fruit

ESSO FUNGICIDE - 406

Apples and Pears

VITOSPOR ZX - 80 (Ziram)

Vines

DITHANE

**General Purpose
Zineb Fungicide**

KOPI

Redispersed Copper Oxychloride

**General Purpose
Copper Fungicide**

COSAN Paste or Powder

Colloidal Sulphur

Available from . . .

Tropical Traders & Patersons Ltd

853-867 WELLINGTON STREET, PERTH _____ Phone BA 9511
And Branches ALBANY, BRIDGETOWN, DONNYBROOK, FREMANTLE, GERALDTON,
MT. BARKER, MANJIMUP

Please mention the "Journal of Agriculture, W.A.," when writing to advertisers

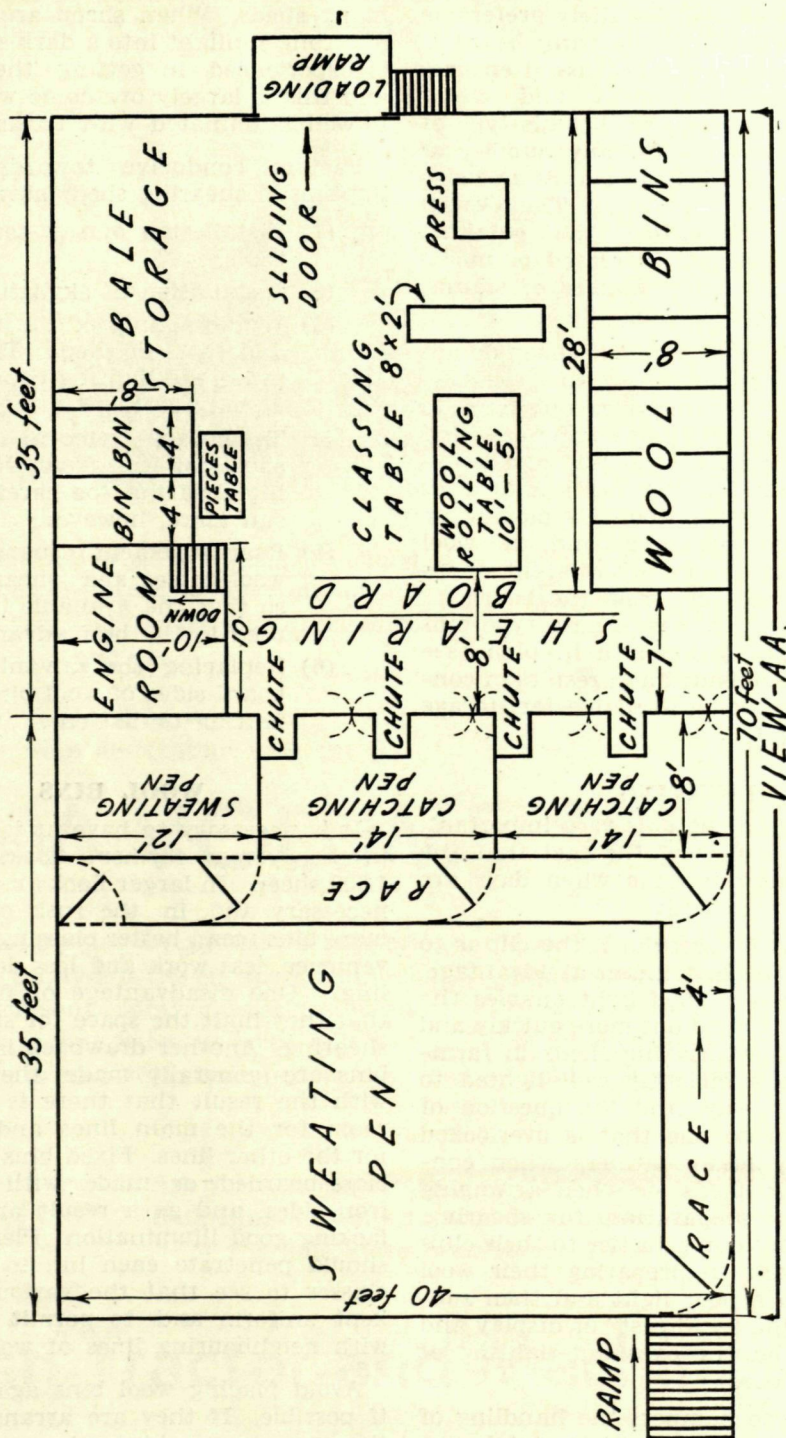


Fig. 5.—Showing ideal lay-out for shearing shed.

This type of shed is definitely preferable to the type where the shearing board is on one side of the shed because it ensures more economical, efficient and easier handling of sheep and wool. This type of shed is recommended for any number of up to eight fixed overhead stands and also two-stand portable plants. The overall measurements, including the catching pens, can be reduced, increased or modified according to the number of stands, sheep space required etc.

2. In this type of shed the sheep do not have to be carried across the shearing board and the shearer does not have to step over the fleece to reach the catching pen. In addition the picker-up avoids excessive walking (or running!) and saves time in handling the wool. By picking up the fleeces and turning around, the wool can be thrown practically straight on to the wool rolling table from the board.

3. The use of frames or gate-type bins in the type of shed shown in plan (see Fig. 6) is recommended and results in considerable space being available for storage after shearing.

LIGHTING

The question of light is very important, particularly in view of the fact that the bulk of shearing is done when days are short and often cloudy.

A good light is essential if the clip is to be classed to the best financial advantage, and in addition a good light enables the classing to be carried out more quickly and easily. Very few shearing sheds in farming areas are sufficiently well lighted to class wool properly, and the question of light seems to be one that is overlooked or ignored by many farmers when constructing their sheds or when arranging their sheds in preparation for shearing. Farmers are not doing justice to their clips or their pockets in preparing their wool for market in a poor light and then subjecting it to the "acid test" of display and valuation under the excellent lighting of a wool showfloor.

Bad light also hampers the handling of the sheep in the shed and is certainly not conducive to good shearing. Sheep will move into lighted pens quicker and with less trouble than if the pens are in semi-darkness, a fault which is applicable to

many sheds. When sheep are driven out of strong sunlight into a dark shed trouble is experienced in getting them housed, and this is largely overcome when a shed is well illuminated with natural light.

Factors conducive towards improved lighting in shearing sheds are:—


- (1) Installation of saw-tooth type of roofs.
- (2) Installation of skylights.
- (3) Whitewashing of the inside walls and roofs of sheds. This will improve the lighting considerably at a small cost.
- (4) Temporary removal of a few sheets of iron from the roof during shearing—be careful to avoid sun glare, however.
- (5) Rearrangement of pens, wool bins, wool tables and shearing board, so that the available light can be used to the best advantage.
- (6) Replacing the galvanised iron or board sides of wool bins with wire netting or battens.

WOOL BINS

It is necessary to have at least six bins in the average farmer's flock of 1,000 to 1,500 sheep. In larger flocks more bins are necessary and, in the rush of shearing, more bins mean better classing, more convenience, less work and less double handling. One disadvantage of fixed bins is that they limit the space for storage after shearing. Another drawback is that these bins are generally made the same size, with the result that there is insufficient room for the main lines and too much for the other lines. Fixed bins are usually close-boarded or made with galvanised iron sides, and as a result are generally lacking good illumination. Plenty of light should penetrate each bin to enable the classer to see that the various lines are kept uniform and to permit comparison with neighbouring lines of wool.

Avoid placing wool bins against a wall if possible. If they are arranged so that the presser can obtain the wool from the back of the bin, this will give the presser, classer and other shed workers full freedom of movement without delaying or interfering with their work.

PEST CONTROL



Winter rains followed by warm sunshine and conditions are favourable for millions of termites to start their destruction of pastures and crops

Now is the time to control
their wanton destruction with the

FERGUSON SYSTEM

LOW VOLUME SPRAYER

The Ferguson 3 point linkage power take off Low Volume Sprayer is the cheapest, simplest and most efficient sprayer ever produced. Capable of spraying hormone weed killers or insecticides at 5-20 gallons per acre

Low Volume Sprayer £150
Multi-purpose sprayer for High
or Low volume spray £212
Ferguson tractors from £710
Plus Sales Tax if applicable

Ask for a demonstration on your farm
Call, Ring or Write to your local dealer
or the Sole State Distributor . . .


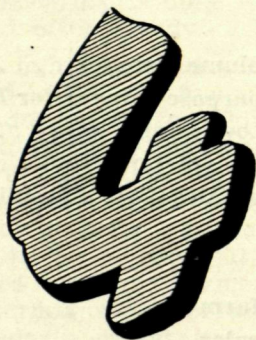
British Tractor and Machinery Co.

121 HAY STREET, SUBIACO ————— W 2626, W 2553



"CARRY-CABINI"

THE



SECTIONED ALL STEEL HUTMENT

IDEAL FOR THE MAN ON THE LAND AS LIVING QUARTERS — ENGINE ROOM — UTILITY BUILDING —
STORES SHED — CAMPING QUARTERS — AND MANY OTHER PRACTICAL USES. ALL ENQUIRIES TO:—

INDUSTRIAL PRODUCTS of AUSTRALIA PTY. LTD.

GENERAL HARDWARE MERCHANTS

PHONE: BF 2531 (Five Lines) 7 SHERWOOD COURT, PERTH, W.A.

Please mention the "Journal of Agriculture, W.A.," when writing to advertisers

PORTABLE WOOL BINS

The portable or frame type of wool bin (see Fig. 6) is recommended and its advantages are:—

- (1) After shearing these can be moved and this allows the use of the maximum storage space for super, grain, etc.
- (2) Convenience in small sheds. Frame bins can be easily and quickly adapted to any size required to accommodate the amount of wool going into various lines.
- (3) Better light penetration to each bin.
- (4) They can be moved or placed anywhere in the wool room during shearing.

Portable bins can be made of light timber (8ft long and 6ft. high) in the form of frames with the uprights fitting into "feet."

Front Uprights—2in. x 2in. x 4ft.

Rear Uprights—2in. x 2in. x 6ft.

Bottom Cross Pieces—2in. x 1½in. x 8ft.

Top Cross Pieces—2in. x 1½in. x 8ft. 6in.

Foot Pieces—3in x 2in. x 18in.

It is necessary to cover the frames with wire-netting and this should be stretched tightly across the frame.

GATE-TYPE BINS

Bins made of light timber and affixed to the wall by hinges, gate fashion, are also very suitable. These can be swung back flush against the walls, and out of the way, after shearing and the whole bin space utilised for storage etc.

WOOL TABLES

An adequate wool rolling table is indispensable if the preparation of the fleece for classing is to be done efficiently and expeditiously. The work involved on the wool rolling table is most important, because it is at this stage that the initial, and probably most serious faults occur in the "get-up" of the clip. Half the classing is done if the skirting, backing and rolling is correctly and quickly carried out, and the provision of an adequate wool rolling table is absolutely essential if efficiency and speed in fleece preparation are to be achieved.

Good work is possible only on a table of satisfactory dimensions, and wool rolling tables should be of sufficient length and width to accommodate a fleece that lies flat without it over-hanging the sides or ends of the table.

The **minimum length and width** of a wool rolling table should be 10ft. x 5ft. with batten space ¾in. to 1in. apart. It is

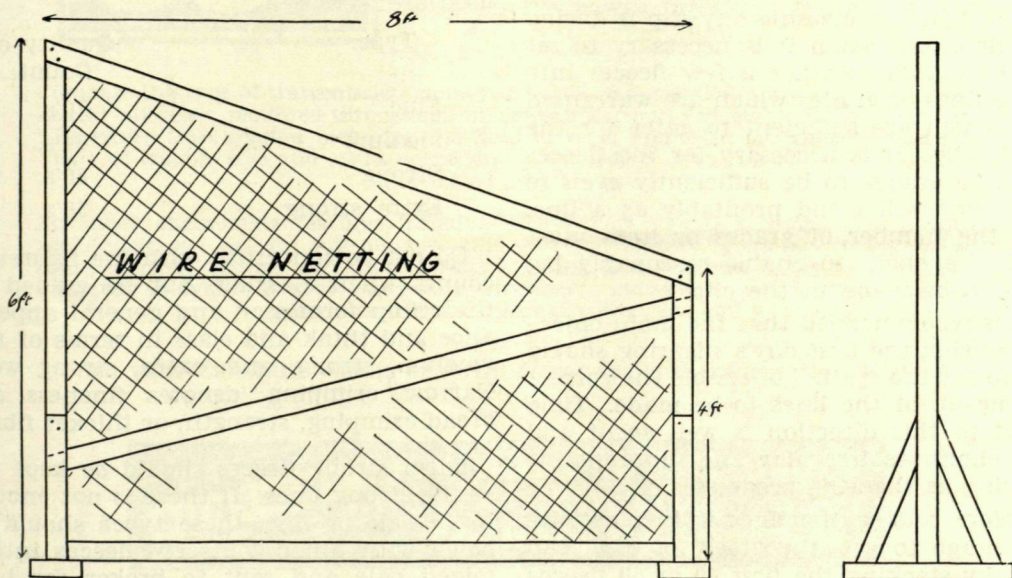


Fig. 6.—This frame type of wool bin has many advantages.

definitely preferable to have a table a little on the large side than to have one on the small side. The majority of tables in use today are too small for good work and could be enlarged to an adequate size at little cost with extensions in the form of flooring boards, or additional battens fixed to the sides and/or ends.

Folding legs or trestles are a definite advantage over fixed legs on a wool table, in that the table can be stored in a minimum of space when not in use.

Wool rolling tables should not be too low or too high—about 3ft. high is ideal for persons of average height. Wool tables that are too high or too low cause unnecessary fatigue. Efficient skirting is impossible if the table is placed against a wall. It is necessary to arrange the table so that the skirter can move around it freely.

Light floor-boards placed around the legs of the table temporarily will keep floor pieces and dags out and save the time involved in shaking these out of the table locks.

ESTABLISHING THE LINES.

The decision as to how the clip is to be classed, what lines to make, etc., has to be made during the first day's shearing, and the importance of the first day's work in setting the lines correctly—or laying the correct foundation on which to class—cannot be over-emphasised. The most difficult part of classing any clip is during the first day, when it is necessary to set out or match together a few fleeces into those lines or grades which are warranted and which are sufficient to cater for the whole clip. It is necessary for the fleeces in these grades to be sufficiently even so that they will blend profitably as a line, and the number of grades or lines must be few enough to enable reasonably big lines to be made in the clip.

It is recommended that the main objective during the first day's shearing should be "to get the eye in" to enable the correct setting-up of the lines to be made. Time spent in this direction is well spent and will eliminate irregular and unprofitable classing as shearing progresses.

Before setting the lines it is a definite advantage to get the "feel" of the clip first, by stacking the first 40 or 50 fleeces in a corner of the shed or in a spare bin

as they are shorn—after an examination and handling on the wool rolling and classing tables. These fleeces can be classed out later when the lines have been made. Having a good "look" at the wool in this way before establishing the lines, assists in a correct appraisal of the average quality and type of the wool to follow and assists to "get the eye in" quickly to the correct matching of the next 30 to 40 fleeces into the established bulk lines which will absorb the majority of the clip. Becoming familiar with the wool in this way at the outset eliminates much uncertainty and changing of fleeces afterwards when the lines are being established.

MATCHING

Woolclassing is only another name for the matching into lines of fleeces that are similar in length, quality, condition and soundness, and naturally fleeces that are similar in these characteristics will go together. Matching will be carried out more quickly and more accurately if the classer observes the "golden rule" of all wool work, and remembers that first impressions are the best.


QUALITY

Quality refers to the thickness of the fibre (counts). Merino qualities or counts used are:—

Type.	Quality or Count.
Fine	70's.
Medium	64's.
Strong	60's.
Extra strong	58's.

Do not be concerned with the figures or counts when classing, but be guided by the crimp formation and general appearance and think and class in terms of fine medium, strong and extra strong wool. Narrow crimping denotes fineness and broad crimping, strength, or thicker fibres.

Extra strong fleeces should be kept out of the strong lines. If there is not enough for a bale or line, these types should be baled with other "outsort" fleeces into a mixed bale and sent to broker for bulk classing.



Of the Kerosene operated Tractors for the Australian farmer, nothing else can match the power, performance, and economy of the 55K. Dependability is really built into these fine Tractors.

The 55K gives you ample power for the biggest normal farm implements . . . power to work big areas quickly and thoroughly . . . reserve power for tough spots and bad conditions

Compare the type of transmission employed in the 55 Series Tractors—silent running, helical cut gears, mounted throughout on Timken Tapered Adjustable Roller bearings. The entire transmission including the final drive is supported on Timken bearings. Years of trouble free and silent operation are embodied in such a carefully designed and tested gear set up.

Advanced engineering features include:—Heavy-duty special kerosene engine with replaceable wet sleeves; full pressure oiling system; battery ignition with automatic spark control; voltage regulator; selective sliding and constant-mesh transmission; hydraulic velvet-ride seat; swinging drawbar; individual or coupled brakes; self-starter, lights, internal power take-off.



See your Sunshine Agent or write direct for full information NOW!



**H. V. MCKAY MASSEY HARRIS
PTY. LTD.**

Cnr. Murray & King Sts., Perth

LET US PLAN
**YOUR
VACATION**



**WESTERN AUSTRALIAN
GOVERNMENT TOURIST BUREAU**
772 HAY ST. PERTH
PHONE ... BA2471

BRANCH OFFICES:

MELBOURNE
272 Collins Street

SYDNEY
28 Martin Place

FREMANTLE
Victoria Quay

PRIMARY PRODUCERS!

Railway wagons are **YOUR ASSETS**

DON'T WASTE THEM

**KEEP
THE
WAGONS
MOVING**
Thanks!
Western Australian Government Railways

PROMPT LOADING and UNLOADING means quicker turnround of wagons.

QUICKER TURNROUND means increased effective wagon loading capacity.


INCREASED CAPACITY means faster and better railway service for all.

BETTER SERVICE is our aim and your need. **YOU CAN HELP** yourself by helping Railways to keep the wagons moving.

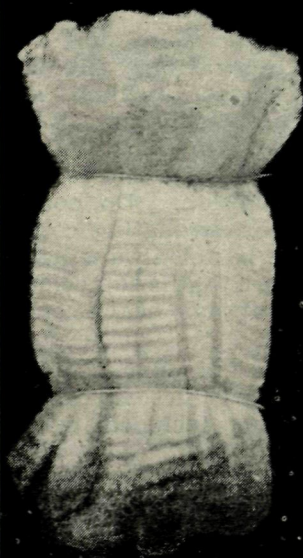
- USE Government Railways Insured Parcels and Cash on Delivery Parcels systems
- ALSO, consign your goods at "Commission's Risk" and safeguard yourself

WESTERN AUSTRALIAN GOVERNMENT RAILWAYS

Please mention the "Journal of Agriculture, W.A.," when writing to advertisers



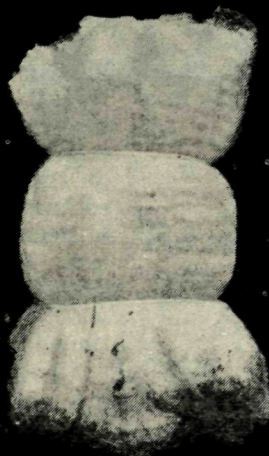
AAA Com. (FINE AND MEDIUM QUALITY)
SOUND, GOOD LENGTH, LIGHT




BBB Com. (STRONG QUALITY 60'S)
SOUND, GOOD LENGTH, LIGHT



AA Com. (FINE AND MEDIUM QUALITY)
SOUND BUT SHORTER & HEAVIER



BB Com. (STRONG QUALITY 60'S)
SHORTER AND HEAVIER



A Com. SHORT BLACK-TIPPED,
(FINE AND MEDIUM QUALITY) FATTY AND HEAVY



"DOGGY" WOOL

Fig. 7.—Some wool samples showing comparisons.

DOGGY FLEECES

Doggy wool is illustrated in Fig. 7. This objectionable and nondescript type of wool is straight-fibred, characterless and shiny, lacking in breeding and with poor felting and spinning properties.

Keep doggy fleeces out of all fleece lines and include with other outsort fleeces in a mixed bale for bulk classing.

OUTSORT FLEECES

Outsort fleeces embrace all irregular, inferior and odd fleeces which will not match the main lines: the value of which is lowered if they are left in. Outsort fleeces include the matted, very discoloured, doggy, heavy black tipped, rotten, extra strong, heavy and fatty, very short types etc.

All outsort fleeces should be baled together and sent to brokers for bulk classing.

BULK CLASSING.

The bulk classing departments in brokers stores are designed to handle outsort fleeces to the best financial advantage. Bulk classing was instituted principally to deal with mixed bales, light-weights and bags which previously were bought by dealers, usually at a discount.

Many bins are used in order to cover all types and colours of wool and, from a mixed bale, possibly a dozen different sorts are made—the owner being credited with the weight which has gone into each of the different bins.

Large lines of bulk-classed wool meet with good competition at sales and provide the medium for growers' small and irregular lots to enjoy full competition and realise full value.

LENGTH

This refers to the average length of the staple and when classing merino wool it is necessary to think and class in terms of:—

Good Length $3\frac{1}{2}$ in to 4 in. (Warp).

Medium Length $2\frac{1}{2}$ in. to 3 in. (Half Warp).

Short, Under $2\frac{1}{2}$ in. (French Combing).

In years when seasonal conditions are good, warps (bulk top lines) naturally will be plentiful. However, when the clip is

not well grown all the wool will be correspondingly shorter in staple and the half-warps would be the bulk top line.

CONDITION

This refers to the amount of yolk, etc., in the wool and it is necessary to differentiate between light, medium and heavy variations in condition. When classing, it is necessary to lift the fleece off the classing table to arrive at a reliable estimation of its condition. Do not be misled by colour when estimating condition. A bright fleece is not always light-conditioned and a fleece that is "off colour" (not bright) is not always heavy-conditioned.

All fleeces with a pronounced heavy black tip and heavy fatty fleeces must be kept separate and not included in the medium conditioned lines.

SOUNDNESS

This refers to the tensile strength of the fibre which is subjected to tension during the combing process. This strain is about equal to a 7 lb. tension on the average staple of wool. Sound wool will withstand this approximate 7 lb. pressure when applied by hand. Unsound or tender wool will give or break under the strain. Incon-

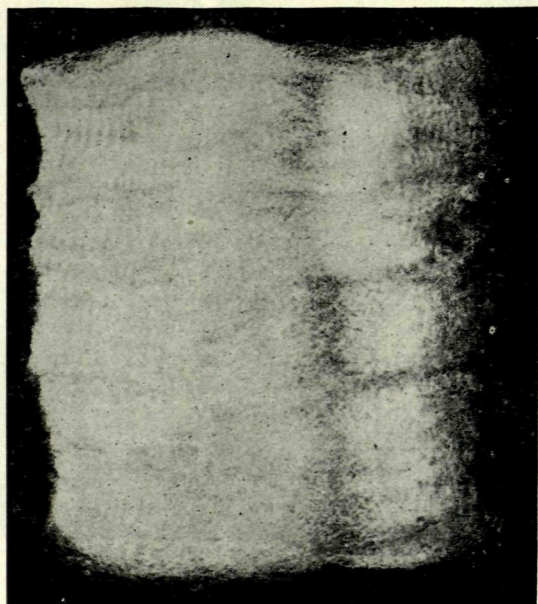


Fig. 8.—Tender wool. Note break when subjected to tension.

Your Problems are Ours . . .

AND

"THE CHRONICLE"

EXPERTS CAN HELP YOU

- The pages of "The Chronicle," South Australia's leading agricultural weekly, are packed with news and advice on dairying, poultry, animal health, farm machinery, orchard and vineyard, answers to farmers' questions and the home garden. Better farming is our aim.
- Features are conducted by experts with University or Agricultural College degrees.
- As farmers in the two States share many similar conditions, "The Chronicle" should be equally valuable to you. Hundreds of former South Australians already know its worth.

For the rest of the family there are special features every week: a section for women, with readers' recipes, mothercraft advice, household hints and letters from readers; pages and pages of pictures; fiction and magazine articles; a pen friends' page, a children's page and replies to medical, legal and general queries

SEND FOR "THE CHRONICLE" AND SEE!

Let us have your name and address and we will forward you a complimentary copy and would welcome your comments.

"THE CHRONICLE,"
BOX 392, G.P.O.,
ADELAIDE.


TYPICAL W.A. COMMENTS:

Mr. J. Forrester,
KOJONUP, W.A.


We follow your agricultural information with great interest, as methods are of a very practicable nature which adapt themselves to this country also.

Mr. J. D. Johnston,
BOKAL, W.A.

We have been receiving "The Chronicle" for over 30 years and find it a boon to all farmers.




BUILDS
Gates, Trailers, Post Hole
Diggers, Saw Outfits, Bulk Wheat
Handling Equipment, Manure
Loaders, Steel-framed Farm
Buildings.



ALTERS


You can alter
equipment to suit
local conditions, also
modernise old
plant.



*Here's why
farming is
easier with
the new
**LINCOLN
WELDER***

REPAIRS

Quickly, in the field, equip-
ment breakdowns which
could cost you a crop. Elimi-
nates time and money
wasting trips to town.



LINCWELDER D.C.
"200 B.T." ▶

FOR TRACTOR OR ENGINE DRIVE


Mail Coupon for free details to—
WESFARMERS TUTT-BRYANT PTY. LTD.,
Railway Avenue,
BASSENDEAN.

Please send me, without obligation, details of
☐ Engine Driven Welders ☐ Tractor Driven Welders
☐ Electric Driven Welders ☐ Welding on the Farm

NAME

ADDRESS

STATE



HARDSURFACES

and builds up worn
metals adding years of
service life to all types of
farm machinery.

WESFARMERS TUTT-BRYANT PTY. LTD.

RAILWAY PARADE, BASSENDEAN

PHONE UX 1616

Please mention the "Journal of Agriculture, W.A.," when writing to advertisers

sistency and errors of judgment will occur when testing wool for soundness, unless the same tension is applied to the same thickness of staple for each fleece.

To test for soundness, grasp the tip of staple between the thumb and forefinger of the left hand and the butt of the staple between the same fingers of the right hand, and apply steady pressure of about 7 lb. Keep all tender fleeces out of the main sound lines. If there are not enough tender fleeces for a bale or a line, bag them or make a mixed bale with other "outsort" fleeces for the bulk class.

If the big majority of the fleeces in a clip are tender, ignore this factor and class on quality, length and condition.

PICKING UP AND THROWING

If the fleeces are picked up and thrown correctly, the whole "get-up" will benefit because the fleeces can be skirted much more efficiently and expeditiously when they are thrown so that they lie flat on the table.

A little time and trouble spent by the picker-up in this important aspect of shed work is reflected in better work and better classing throughout the shed. A little attention to straightening and disentangling the points of a fleece as the shearer is finishing the last few blows can, and does often, mean the difference between good and bad throwing, and consequently good and bad skirting and backing.

Frequent use of the broom should be made by the picker-up to avoid dags, second cuts, sweaty ends, etc., from the previously shorn sheep being gathered into the fleece as it is picked up.

SKIRTING AND BACKING

Maximum returns are dependent upon efficient skirting and it is essential that fleeces are carefully skirted for sweat, stain, seed and burr, and also any rough breech pieces. Discretion must be used as to the depth or amount of skirting necessary. The volume of skirtings removed can vary with seasonal conditions, which govern the amount of seed and/or burr, dust and foreign matter in a fleece.

Careless or faulty work at the wool-rolling table can result in over skirting, which is definitely unprofitable. Over skirting builds up the piece lines at the expense of

the more valuable fleece lines—in other words, it **increases** the quantity of **lower** priced wool and **decreases** the quantity of **higher** priced wool.

When skirting, it is recommended that all breech skirtings be thrown in a basket handy at the end of the table; separate from the rest of the skirtings. This will facilitate piece picking in that any rough breech skirts and stains are automatically separated from the rest of the pieces.

Those portions of the back and neck wool which are too thin, short, dusty, etc., to match the rest of the fleece, should be removed, and inspection on the rolling table with the tip side up is essential to determine the degree of backing necessary. Indiscriminate removal of backs and necks is unprofitable and results in much wool which could have been typed as fleece, being relegated to a broken type at a lower value. Profitable classing calls for as much fleece wool in a clip as possible.

When backs are removed and a line is made, this wool must be kept separate and branded BKN.

WOOL ROLLING

Neat, compact, well-rolled fleeces with the shoulder wool wrapped around the fleece have definite advantages lacking in slovenly and carelessly-rolled fleeces. These advantages are:—

- (1) The wool opens up more attractively on the showfloor.
- (2) Handling is facilitated when carrying to the bin and when pressing.
- (3) **A greater degree of consistency and evenness in the classing and better distinction between the lines is facilitated.**

Rolling should be done by folding in one-third of the fleece lengthways, then fold the doubled portion to the outer edge. Then roll firmly but not too tightly from the breech to the neck.

PIECES AND BELLIES

Pieces and belly lines in **all** clips should be free of urine stains, second cuts and locks. It is not advisable to make more than one line of pieces and bellies in small clips, but in larger clips two lines can be made where warranted.

Very heavily seeded pieces and matted jowls should be kept out of all piece lines. Bag separately if not enough for a bale.

Pieces should be shaken thoroughly to eliminate locks and second cuts. Piece lines that are locky will go down in type, yield and value.

LOCKS AND STAINS

At the present high levels these types warrant more attention than they usually receive. The stained piece line should take only urine and dung stains from the breech end of fleeces, together with belly pizzle stains. If the stained content is heavy due to lack of crutching, lush season, etc., breech skirtings should be trimmed carefully, because the presence of over much clean wool in stained piece lines is unprofitable, and, conversely, clean piece lines containing stains will be reduced in value as a result of this fault.

Locks should be shaken in order to eliminate dags and pieces. The inclusion of dags results in the paying of freight on something that is worthless, and the pieces will bring more money if included in the piece line.

LAMBS

Only one line should be made in small clips, but where warranted two lines can be made for larger clips—grading merino lambs for length and aiming at a good distinction. Remove all urine and dung stains.

BRANDS

Where woolbrand fault is excessive and prevalent, the brand should be removed and bagged separately from the other wool. When brands are completely removed it is advisable to notify the broker accordingly.

DOWNS TYPE OF WOOL

As most of the Downs wool types carry brown, black or grey fibres, it is important that it is not mixed with any other wool. Wool of this type should be branded according to breed and bagged if there is insufficient for a bale. Where growers of fat lambs of the Downs breeds have a number of unfinished lambs left on their hands that are shorn at the general shearing,

the wool when shorn should be kept strictly apart from other wool, and placed into bales or bags without skirting.

NUMBER OF LINES TO MAKE

The number of lines made is dependent upon the size of the flock and the amount of wool to be handled. Lines as big as possible should be made and overclassing should be avoided. Under present conditions, experience indicates that a few big lines of fleece wool that are reasonably even, are somewhat more profitable than a number of small lines. In these bulk lines, the top fleeces "carry" the average fleeces with the result that generally a higher average price per lb. results than if the wool had been classed out closely into smaller and probably more uniform lines.

To receive full advantage of classing in this manner, however, **great care must be taken to keep out of the bulk lines the odd irregular fleeces that do not match.**

When setting or establishing the lines, do not set the standard of the top line too high, set the standard according to the wool before you and not on the previous year's clip and have a good distinction between the tops and seconds. **Make plenty of top line** even if it is not as good as you would like—the second line will, by comparison, be correspondingly inferior in appearance and lower in value if the lines have been soundly established. Big top lines are not possible if the standard is set too high at the commencement of shearing. Big top lines are profitable and **increase the average price per lb. over the whole clip.**

The average price per lb. is more important than the individual price per lb. for various lines, and it is the important factor as far as total cash returns are concerned.

DESCRIPTION OF LINES

Lines can be made from the following descriptions:—

Because a description is shown it does not necessarily follow that every clip has wool, or wool in sufficient quantity, to fit this description, and it can therefore be eliminated if considered advisable.

DAHLIAS

WE OFFER AN UP TO DATE ASSORTMENT OF—
DECORATIVE
HYBRID CACTUS
CHARM and
POM POM VARIETIES

Write for Special List—Post Free

BULBS AVAILABLE SEPTEMBER TO DECEMBER
TOMATO PLANTS NOW READY FOR PLANTING
Strong Box Grown Plants, 2/- per dozen—Freight extra

WILSON & JOHNS PTY. LTD.

74 BARRACK STREET, PERTH———Phone BA 3888

102 HIGH STREET, FREMANTLE———Phone L 2447

FRUITGROWERS

Be prepared for your coming 'spraying' programme

Use

C.S.M.L.

LIME SULPHUR SPRAY

AVAILABLE IN

44 gallon and 5 gallon Drums

MANUFACTURED BY

Cuming Smith & Mount Lyell Farmers Fertilisers Limited,
133 St. Georges Terrace, Perth

ORDERS CAN BE PLACED THROUGH ANY OF OUR DISTRIBUTORS

Headaches for
The Man on the Land

PROBATE DUTIES
and
INCOME TAX

THE A.M.P. MAN MAY BE ABLE TO HELP
YOU

Write or Call

A.M.P. SOCIETY
ST. GEORGE'S TERRACE, PERTH

For The Best In Life Assurance

MERINO FLOCKS OF UP TO 1,500 GROWN SHEEP

Brand—

AAA COM—Good length, sound, light condition, **fine to medium** quality.

AA COM—Shorter, sound, heavier in condition, **fine to medium** quality.

BBB COM—Good length, sound, light to medium condition, **strong** quality. (Exclude extra strong, straight fibred and doggy fleeces.)

AAA FLC—Tender. Contains all fleeces out of previous three lines that are tender.

COM B/C—Takes all inferior and irregular fleeces that will not match the previous four lines. (See notes on outsort fleeces.) Bale fleeces together into a mixed bale and consign to broker for bulk classing. Most of these fleeces will come from culls and it will make classing easier if the culls are drafted off and shorn separately.

(It is essential to make this line in every clip.)

AAA BKN—Backs.

AAA NKS—Necks (if warranted).

AAA PCS—Longest and lightest pieces. Stains removed. Keep heavily seeded pieces and matted jowls out. Keep locks out of pieces.

AA PCS—Shorter and heavier (if warranted).

AAA BLS—One line. Pizzle stains removed.

STD PCS—One line. Dags removed. Contains only urine and dung stained pieces. Dry before pressing.

LKS—One line. Dags removed. Keep pieces out of locks.

AAA LBS—Longest and lightest. Urine stains removed.

AA LBS—Shorter and heavier (if warranted). Urine stains removed. Odd fleeces from rough, hairy tipped and late dropped lambs (very short) to be blended through with LKS.

CRT—Crutchings. One line minus dags.

MERINO FLOCKS OF OVER 1,500 GROWN SHEEP

Lines can be made from the following descriptions:—

Because a description is shown it does not necessarily follow that every clip has

wool, or wool in sufficient quantity, to fit this description, and it can therefore be eliminated if considered advisable.

Brand—

AAA COM—Good length, sound, light condition, **finer** quality of clip.

AA COM—Shorter, sound, heavier in condition, **finer** quality of clip.

A COM—Very short and heavy in condition, **fine and medium** quality of clip.

AAA—Good length, sound, light condition, **medium** quality of clip.

AA—Shorter, sound, heavier in condition, **medium** quality of clip.

BBB COM—Good length, sound, light condition, **strong** quality of clip. (Exclude extra strong, straight fibred and doggy fleeces.)

BB COM—Shorter, sound, heavier in condition, **strong** quality of clip. (Exclude extra strong, straight fibred and doggy fleeces.)

BBB—Attractive fleeces of **extra strong** quality. (Keep straight fibred and doggy fleeces out.)

AAA FLC—Tender, average to good length, **medium and fine** quality.

AA FLC—Tender, shorter and heavier, **medium and fine** quality.

BBB FLC—Tender, **strong** quality. (Exclude doggy fleeces.)

COM B/C—Takes all inferior and irregular fleeces that will not match the main lines. (See notes on outsort fleeces.) Bale fleeces together into a mixed bale and consign to broker for bulk classing. Most of these fleeces will come from culls and it will make classing easier if the culls are drafted off and shorn separately.

(It is essential to make this line in every clip.)

AAA BKN—Backs.

AAA NKS—Necks (if warranted).

AAA PCS—Longest and lightest pieces. Stains removed. Keep heavily seeded pieces and matted jowls out. Keep locks out of pieces.

AA PCS—Shorter and heavier (if warranted).

BBB PCS—Contains rough quality pieces and breech ends.

STD PCS—One line. Dags removed. Contains only urine and dung stained pieces. Dry before pressing.

LKS—One line. Dags removed. Keep pieces out of locks.

AAA BLS—Longest and lightest. Remove pizzle stains and trim **lightly**.

AA BLS—Shorter and heavier. Remove pizzle stains.

AAA LBS—Longest and lightest. Urine stains removed.

AA LBS—Shorter and heavier. Urine stains removed. Odd fleeces from rough, hairy tipped and late dropped lambs (very short) to be blended through with LKS.

AAA CRT—Longest and lightest crutchings. Remove stains and dags.

AA CRT—Shorter and heavier crutchings. Remove dags.

COMEBACK AND CROSSBRED FLOCKS.

It is stressed that in classing Crossbred wool, quality, or fibre thickness, is the most important factor to keep in mind.

Crossbreds are graded and described as follows:—

Type.	Brand.
Comeback	CBK Finest
Fine Crossbred	F XB Fine Crossbred.
Medium Crossbred	M XB Medium Crossbred.
Coarse Crossbred	C XB Coarse Crossbred.

In mixed flocks, i.e., crossbred and merino, classing will be more efficient and made much easier if the sheep are drafted in the yards before shearing and shorn separately.

Lines can be made from the following descriptions:—

Because a description is shown it does not necessarily follow that every clip has wool, or wool in sufficient quantity, to fit this description, and it can therefore be eliminated if considered advisable.

Brand—

AAA CBK—Good length, light to medium condition, Comeback (fine) wool.

AA CBK—Shorter and heavier condition, Comeback (fine) wool.

AAA F XB—Good length, light to medium condition, fine Crossbred wool.

AA F XB—Shorter and heavier, fine Crossbred wool.

AAA M XB—Good length, light to medium condition, medium Crossbred wool.

AA M XB—Shorter and heavier, medium Crossbred wool.

C XB—Good length, light to medium condition, all coarse Crossbred wool and long English breeds.

XB B/C—All cotty, discoloured and cast fleeces into a mixed bale for Bulk classing.

AAA CBK FLC—Tender Comebacks.

AAA XB FLC—Tender Crossbreds.

CBK PCS—Comeback and fine Crossbred pieces.

XB PCS—Medium and strong Crossbred pieces.

CBK BLS—Comeback and fine Crossbred bellies.

XB BLS—Medium and strong Crossbred bellies.

XB STD PCS—One line, CBK and XB stains together, minus dags and dry before pressing.

XB LKS—One line, CBK and XB Locks minus dags.

CBK LBS—Comeback (fine) lambs (two lines if necessary, according to length).

FM XB LBS—Fine and medium Crossbred lambs (two lines if necessary according to length).

XB LBS—Coarse Crossbred lambs.

PRESSING AND BRANDING

Neat, well-pressed bales facilitate handling, save packs and are a general all-round advantage. When pressing, it is advisable not to make the bales containing top line wool too heavy. It is an advantage also if the weights of such bales are kept fairly even and without a great variation in poundage. The conservation of wool packs is an important item at the present high price for packs, and a reasonably high overall bale average is necessary in order to conserve packs. This can be effected by increasing the weights in the lower or inferior lines, which will not lose anything in appearance when opened up, through heavy, but not excessive bale weights.




Fig. 9.—Left—A correctly branded bale. Compare with badly-branded bale on right.



Fig. 10.—Cap of a correctly branded bale.

The bales in the clip must be numbered consecutively from number one on to the end of the clip with oddments following in sequence. Do not duplicate numbers in any one season.

It is recommended that a plain brand which is distinctive and bold be used with the owner's initials over the name of the property. The initials serve as a distinguishing mark as many farm names are duplicated. Stencil plates only should be used, and the letters on these should not be too small. Do not use horse, cattle, wool brands, etc.

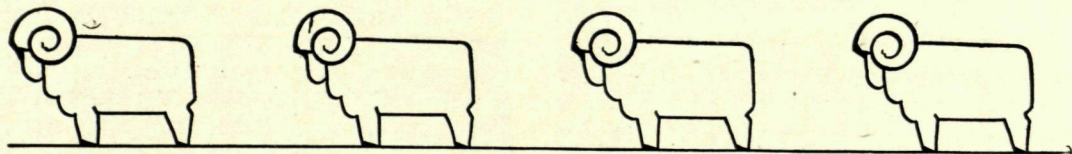
The brand, description and bale number should be clearly marked on the front and top of each bale. Do not brand on the bottom of the bale as this is required for shipping marks. **The front of the bale should be the side with the seam all round.** Where no mechanical press is available and fixed top packs are used, the same method applies, but the **front** of the bale should be opposite to the side to which the cap is attached.

The minimum weight of a "full weight" bale of greasy wool (other than lambs' wool) is 225 lb. Bales weighing less than this are treated by brokers through their bulk-class department.

It is **most essential** that the classer or grower sends the wool broker a brief report on the clip, immediately shearing is finished, giving the bale number of any

"splits" in the flock and stating where and at what bale number a change has occurred in the wool. This could occur through a change in country, a different paddock, or a change of flock during shearing.

This report assists brokers considerably in displaying and cataloguing clips to the best advantage prior to sale.



Book Review.

"FERTILITY AND INFERTILITY IN THE DOMESTIC ANIMALS"

(J. A. Laing)

THIS is a book that is particularly well-presented and most up-to-date. In embracing both the normal and abnormal aspects of fertility, the author has dealt with a difficult subject in a most capable manner.

Firstly he gives a consideration of fertility and infertility, making quite clear that infertility is not a disease in itself—a fact not always appreciated by the farmer—but can be the result of a large group of diseases or errors of management.

Excellent chapters deal with reproduction in the female, in all its various phases, and the reproductive characteristics of normal male animals in considerable detail.

Complete descriptions of the genital organs of the various domestic animals, and the methods used in the examination of the organs, are also well set out.

The diagnosis of pregnancy is dealt with most comprehensively, and gives perhaps the most complete account of diagnosis in the domestic animals seen by the reviewer. The chapter dealing with this subject also

includes differential diagnosis from pathological conditions, a very useful feature.

One chapter is devoted to artificial insemination, and this subject is particularly well handled.

Excellent chapters on the infectious and non-infectious diseases of the reproductive organs and nutrition in relation to infertility are included. In addition some particularly good plates of the organisms responsible for some of the genital diseases are reproduced.

The author is to be commended for the manner in which the book is set out, and it should be of considerable value to all veterinarians and veterinary and agricultural students. Whilst the book generally is too technical for the average farmer, the stud breeder and those more advanced farmers in the community should find much to interest them in it.—J.S.