



Department of  
Primary Industries and  
Regional Development

## Journal of the Department of Agriculture, Western Australia, Series 3

---

Volume 4  
Number 3 May-June, 1955

Article 18

---

5-1955

### Floribunda roses

C. C. Hillary

Follow this and additional works at: [https://library.dpird.wa.gov.au/journal\\_agriculture3](https://library.dpird.wa.gov.au/journal_agriculture3)

---

#### Recommended Citation

Hillary, C. C. (1955) "Floribunda roses," *Journal of the Department of Agriculture, Western Australia, Series 3*:  
Vol. 4: No. 3, Article 18.  
Available at: [https://library.dpird.wa.gov.au/journal\\_agriculture3/vol4/iss3/18](https://library.dpird.wa.gov.au/journal_agriculture3/vol4/iss3/18)

This article is brought to you for free and open access by the Agriculture at Digital Library. It has been accepted for inclusion in Journal of the Department of Agriculture, Western Australia, Series 3 by an authorized administrator of Digital Library. For more information, please contact [library@dpird.wa.gov.au](mailto:library@dpird.wa.gov.au).

# Floribunda Roses

*You can make your garden  
even lovelier with  
these attractive blooms*

By C. C. HILLARY

Fig. 1.—An artistic arrangement of the popular  
Orange Triumph variety



**N**O flower has made such a spectacular advance during recent years as the cluster type of rose now classified as Floribunda. Although the earliest kinds were introduced to commerce by the Danish hybridist, S. Poulsen, as Hybrid-polyantha roses as long as 30 years ago, it was not until a few years before World War II that they received much recognition. Then the sterling qualities of roses such as Karen Poulsen and Orange Triumph, for creating massed displays of colour, seemed to be recognised almost overnight and resulted in the planting of many thousands of bushes.

In England, although several kinds, notably Elsie and Kirsten Poulsen, were gradually winning some prominence, it was the brilliant Karen Poulsen that really caught the public eye. I well remember the first beds I saw of this lovely scarlet bedding rose. Situated in Queen Mary's rose garden in Regent's Park, almost in the heart of London, the many hundreds of plants in full bloom held me almost spellbound.

In the same and following years I was to see many more beds of Karen Poulsen. One of the loveliest was in the beautiful

gardens of the Birch Hotel, at Hayward's Heath, near the first rose trial ground of the National Rose Society of Great Britain. The beauty of this particular bed was further enhanced by a rising bank of tall, blue and mauve delphiniums which formed the background.

Although some of the Poulsen type of floribunda roses had been grown in Australia for a number of years, it was the arrival of Orange Triumph, a floribunda bred by Herr Kordes, the noted-German hybridist, that made people really sit up and take notice. They liked its colour,



which strangely enough is not orange but a kind of tango-red, its vigorous growth, its free-flowering habit and its great clusters of bloom, and soon it was being planted in thousands. Some grew it in borders, others as a hedge across the front of the garden and others, again, in feature beds in the centre of lawns. The day of the floribunda rose had really arrived.




Fig. 2.—Red Pinocchio

Since the introduction of Karen Poulsen and Orange Triumph, breeders in all parts of the world have vied with one another in the production of new varieties of which there are now many—some will say too many.

The original hybrid-polyantha roses were mostly descendants, on one side at least, of the dwarf polyantha roses and there was some justification for the name. The floribunda roses, however, cannot claim any such relationship, since their ancestry is wide and varied and the sole qualification necessary for inclusion in the group is that the flowers should be freely and constantly produced in panicles or large clusters. The modern floribunda may have large single flowers, like the variety

Commonwealth, semi-double flowers of various sizes like the varieties Frensham, Alain and Pinnocchio, or small, rosette-type blooms similar to Orange Triumph and Eutin. Almost every colour, except blue, is available and some kinds are sweetly perfumed.

### GROWTH IS VIGOROUS

While it can truly be said that all floribundas grow vigorously, they do not all grow into big bushes and their habit of growth varies considerably. The variety Pinkie, for instance, although classified as a floribunda, is a low-growing border rose and rarely grows above 2ft. Within this limit, however, it grows vigorously and is almost always in flower. A dozen bushes grown in a row makes a very charming picture indeed.

On the other hand the deep crimson kind named Frensham grows into a magnificent symmetrical bush about 6ft. high and as much across. It makes a really splendid specimen, or a hedge thick and strong enough almost to keep out goats.

Some like Red Pinnocchio and Salmon Perfection, make neat symmetrical bushes about 2½ft. high, and the flowers are borne in clusters more or less evenly all over the plant. Others, such as Alain, Eutin, Crimson Poly and Orange Triumph (to a lesser extent) form comparatively low-growing bushes, but keep sending out great flowering shoots, up to 3ft. in length, above the main body of the plant.

It is generally accepted that the nicest way to grow floribundas is in beds or borders by themselves, with one variety only in each bed. This ensures an evenness of growth and maximum displays of colours throughout the growing season.

There is not the slightest reason, however, why a bed of the coral-coloured Fashion, Red Pinnocchio, the cherry-tinted Vogue, or any other kind that fancy may induce you to plant, should not be framed with a border of the low-growing Pinkie. And now that a splendid white in Glacier will be available next year, I think a border of red and white roses planted alternately would provide an arresting and attractive picture.

The soil requirements of floribunda roses are much the same as those necessary for the successful cultivation of



hybrid-tea roses. Heavy or loamy soils must be well drained, cultivated to a depth of 18in., and enriched with old animal manure of some kind, or well-decayed, vegetable compost, plus some blood and bone.

### IMPROVING SANDY SOIL

Sandy soils should be strengthened with a proportion of loam and enriched with suitable manures or compost. Good surface loam is the most suitable and it should be mixed with the sand at the rate of one part of loam to two parts of sand. If plenty of loam is available, a fifty-fifty mixture would be even better.

To make a bed in sandy ground, remove the sand to a depth of 2ft. and then place a layer of loam in the bottom of the bed, treading it down until it forms an artificial subsoil 6in. thick. The subsoil will provide a cool resting place for the anchor roots and largely prevent the escape of manures and moisture into the sand below.

Then throw in a quantity of compost, or garden litter in the shape of old leaves, lawn clippings, weeds, etc., together with a dressing of blood and bone. The bed should then be filled to the top with the sand and loam mixture and, during the filling, liberal quantities of old animal manure or well-decayed compost should be worked as evenly as possible through the soil. A good watering should then help to settle the soil and eliminate any air pockets formed during the preparation.

Taken as a class, floribunda roses do not grow quite as big as hybrid-tea roses. When planted in a single row, as in a border bed, they may be spaced a little closer than when a number of bushes are massed in a bed. The border rose Pinkie will be quite happy at 2ft. spacings. Frensham requires at least 4ft. or 5ft. of elbow room, and Alain will probably feel comfortable with 4ft. between the plants. All other varieties should be planted about 3ft. apart.

Light pruning only is necessary. The removal of any dead wood and the spindly and twiggy growths, together with the shortening back about half-way of all flowering stems, is all that need be done at the annual pruning in July. During the flowering season, which is a long one,

all faded blooms should be removed with a moderate length of stem regularly.

### SOME LOVELY VARIETIES

There are many lovely floribundas and the colours range from white, through various shades of pink, orange and scarlet to the deepest crimson. All of the following are recommended:—

Frensham, the most vigorous-growing floribunda in cultivation and an outstanding sort in every way. It produces attractive crimson roses in large clusters in most prolific fashion for 9 months out of every 12. An excellent sort for a border or a hedge. Height 6ft.

Alain, a glorious deep crimson sort with flowers that often last a fortnight on the plant. The large trusses carry as many as 50 rich, double blooms. Height 4½ft.




Fig. 3.—Karen Poulsen

Commonwealth, a very lovely, sweetly-perfumed variety with large single blooms carried in neat clusters all over the plant. The flowers are deep scarlet, with a pinkish splash in the centre, and last well even in hot weather. Height 3ft.



Salmon Perfection, a semi-double variety in salmon-red with frilled flowers carried in very large clusters. After the style of Orange Triumph, but the blooms are larger and the habit of growth neater. Height 3ft.

Orange Triumph, a very fine floribunda indeed. Grows vigorously and flowers most profusely. The variety which set the fashion in this type of rose. Height 3ft.




Fig. 4.—Else's Rival

Fashion, an outstanding American introduction in a lovely shade of coral-pink, a colour possessed by no other rose. The flowers are semi-double and borne in large clusters. Height 3ft.

Vogue, a full sister to Fashion, but has a more upright habit of growth. Colour is almost cherry-pink and the plants are continuously in flower. In the autumn many of the blooms resemble hybrid-tea roses. Height 4ft.

Masquerade, this is a most remarkable and very lovely rose. Each cluster of 10 to 25 buds produces blooms in yellow, salmon,

flame and red and all these colours are present at the same time. Growth is vigorous to 3½ft.

Ma Perkins, a clear pink with double flowers carried in large clusters. The plants are vigorous with attractive bronzy-green foliage. Height 3ft.

Goldilocks, the best of the yellow floribundas and a variety that is nearly always in bloom. The flower clusters are of medium size and the glossy foliage is a pleasing shade of light green. Height 3ft.


Jiminy Cricket, a new variety with large clusters of semi-double flowers in a really lovely shade of orange-salmon. Upright growth and bright, glossy-green foliage. Particularly free flowering. Height 3ft.

Nymph, a fragrant kind in coral-salmon with large trusses of semi-double flowers, one of the loveliest of the latest novelties. Height 3ft.

Glacier, the best white floribunda in existence. The 4in. open flower is very large for this type of rose and lasts unusually well. The bush is branching, vigorous and easy to grow. Height 3ft.

Other fine varieties all of which are well worth growing are Poulsen's Pearl, very pale pink with delightful golden stamens; De Ruiter's "Herald," scarlet-red, shaded orange; Red Pinnochio, crimson; Poulsen's Crimson; Eutin, deep crimson; and Yellow Pinnochio.

Give your roses plenty of water in summer, feed them in February and again in August with a fertiliser mixture composed of equal parts of blood and bone and potato manure (E), place a mulch of old animal manure or compost around them once a year and your plants will return thanks by presenting you with many thousands of flowers.







## "KNOW-HOW"

An expressive phrase that concisely indicates that the years of experience gained by Goldsbrough Mort personnel has given them the ability to make decisions that will be correct . . . always.

Whether it's selecting wool for you or buying merchandise that you will need in your Pastoral or Farming activities, the knowledgeable men of Goldsbrough's are available to see that you get the best possible return for your labours . . . and for the money you spend.

These men are practical . . . they know the markets as well as they do the back of their hands . . . they know your needs as well as they know their own.

You can rely on them . . . You can trust them . . . you can ask for their advice and they'll give you the profitable answer . . . gladly.

**WOOL, SKIN, &  
HIDE BROKERS**

**MERCHANDISE  
DEPARTMENT**

**WEST AUSTRALIAN  
FARM LANDS FOR SALE**

**STUD STOCK &  
LIVESTOCK SALESMEN**

**INSURANCE**


# GOLDSBROUGH MORT

Goldsbrough Mort & Co. Ltd., Perth. Branches & Agents throughout the State.



# ONLY HEALTHY STOCK

*are profitable*



**DISTRIBUTORS:**

## **Tropical Traders & Patersons Ltd**

853-867 WELLINGTON STREET, PERTH — Phone BA 9511  
Branches at . . . ALBANY, BRIDGETOWN, DONNYBROOK, FRE-  
MANTLE, GERALDTON, MT. BARKER, MANJIMUP.

THERE'S A SEPARATE

### **"EVE-LYN"**

### **STOCK FOOD FOR**

- Cattle      ● Sheep
- Pigs        ● Horses
- Poultry    ● Calves

Healthy Stock bring top prices when market prices are **HIGH** or **LOW**. You come out on top every time, make the best profits on a good market and seldom lose on a bad one . . . It's commonsense then to have **Healthy** stock, and as it costs you money to have unhealthy stock there's only one answer. Keep them healthy. Never mind how good your pastures are you'll be surprised how much more profitable your stock can be if they have access to **EVE-LYN** Stock Food Concentrates which supply the trace elements and minerals that Stock must have for fully profitable healthy condition. There is a separate "**EVE-LYN**" Food for each type of stock. Each is a concentrated Tonic Food, Vermifuge (worm expeller), Mineral Food, Digestive and Appetiser. Full information for any or all will be sent to you free and post free if you send your name and address to any Branch or Agency of Tropical Traders and Patersons Ltd.

Please mention the "Journal of Agriculture, W.A.," when writing to advertisers