



Department of  
Primary Industries and  
Regional Development

Digital Library

---

All other publications

Miscellaneous works

---

10-1997

## Agriculture and the Western Australian Economy: An Input-Output Analysis - Vol 2

Nazrul Islam

*Department of Agriculture and Food, Western Australia*

Peter Johnson

*Department of Agriculture and Food, Western Australia*

Follow this and additional works at: <https://library.dpird.wa.gov.au/pubns>

 Part of the [Agribusiness Commons](#)

---

### Recommended Citation

Islam, N, and Johnson, P. (1997), *Agriculture and the Western Australian Economy: An Input-Output Analysis - Vol 2*. Department of Agriculture, Perth. Report.

This report is brought to you for free and open access by the Miscellaneous works at Digital Library. It has been accepted for inclusion in All other publications by an authorized administrator of Digital Library. For more information, please contact [library@dpird.wa.gov.au](mailto:library@dpird.wa.gov.au).

# **AGRICULTURE AND THE WESTERN AUSTRALIAN ECONOMY: AN INPUT-OUTPUT ANALYSIS**

## **Volume 2 Appendices**

**Nazrul Islam**

Office of Policy and Planning  
Agriculture Western Australia  
Phone: (08) 9368 3803  
E-mail: [nislam@agric.wa.gov.au](mailto:nislam@agric.wa.gov.au)

and

**Peter Johnson**

Economic Research Centre  
Department of Economics  
The University of Western Australia  
Phone: (08) 9380 7160  
E-mail: [pjohnson@ecel.uwa.edu.au](mailto:pjohnson@ecel.uwa.edu.au)

ISBN 0-7309-8980-1 (set)

ISBN 0-7309-8979-8 (v.2)

Agriculture Western Australia  
3-Baron-Hay Court, South Perth WA

**OCTOBER 1997**



# TABLE OF CONTENTS

## Volume 2

<b>Appendix A</b>	<b>The 111-Sector Table</b>	<b>51</b>
Table A1.	The WA 111-sector I-O Table: 1992/93	52
<b>Appendix B</b>	<b>Direct Allocation Coefficients</b>	<b>79</b>
Table B1.	The WA 111-sector I-O Coefficients Table: 1992/93	80
<b>Appendix C</b>	<b>Industry Multipliers</b>	<b>107</b>
C1.	Output multipliers	108
C2.	Income Multipliers	109
C3.	Employment Multipliers	109
Table C1.	WA Multipliers	110
<b>Appendix D</b>	<b>Comparison of Multipliers</b>	<b>119</b>
Table D1.	Output Multipliers for WA	120
Table D2.	Income Multipliers for WA	122
Table D3.	Employment Multipliers for WA	124
Table D4.	Output Multipliers for Australia	126
Table D5.	Income Multipliers for Australia	128
Table D6.	Employment Multipliers for Australia	130
Table D7.	Percentage Differences in Output Multipliers between WA and Australia	132
Table D8.	Percentage Differences in Income Multipliers between WA and Australia	134
Table D9.	Percentage Differences in Employment Multipliers between WA and Australia	136

## **APPENDIX - A**

### **THE 111-SECTOR TABLE**

TABLE A1 continued ...

THE WA 111-SECTOR I-O TABLE: 1992/93 (\$'000)

Direct Allocation of Competing Imports

INPUT-OUTPUT CODE	INPUT-OUTPUT CODE	USAGE															
		01011	01012	01021	01022	0103	0104	0105	0106	01071	01072	0200	0300	0400	1101	1102	1301
		Sheep meat	Sheep wool	Grain cereals	Grain pulses & oilseeds	Beef cattle	Dairy cattle	Pigs	Poultry	Horticulture	New industries and Other agriculture	Services to agriculture; hunting and trapping	Forestry and logging	Commercial fishing	Coal	Oil and gas	Iron ores
	<b>SUPPLY</b>																
01011	Sheep meat	0	0	0	0	0	0	0	0	0	0	0	0	0	0	0	0
01012	Sheep wool	0	0	0	0	0	0	0	0	0	0	0	0	0	0	0	0
01021	Grain cereals	7451	18968	40938	0	2725	3336	3156	894	282	577	0	0	0	0	0	0
01022	Grain pulses & oilseeds	2511	6393	0	10987	344	1252	949	264	35	71	0	0	0	0	0	0
0103	Beef cattle	0	0	0	0	1033	0	0	0	0	0	0	0	0	0	0	0
0104	Dairy cattle	0	0	0	0	6903	6330	0	0	0	0	0	0	0	0	0	0
0105	Pigs	0	0	0	0	0	0	1453	0	0	0	0	0	0	0	0	0
0106	Poultry	0	0	0	0	0	0	0	2	0	0	0	0	0	0	0	0
01071	Horticulture	2225	4910	5	1	1283	245	1768	0	768	1570	846	23	0	5	4	2
01072	New industries and Other agriculture	4546	10032	11	2	2623	500	3614	0	1570	3208	1729	48	0	11	9	4
0200	Services to agriculture; hunting and trapping	3921	8654	11746	1663	2611	1807	174	18	4826	9862	0	68	0	0	0	0
0300	Forestry and logging	18	40	1	0	430	0	0	0	101	206	4	5242	0	340	1631	25
0400	Commercial fishing	0	0	0	0	0	0	0	0	0	0	2	0	42	0	0	0
1101	Coal	3	7	2	0	5	5	1	19	6	13	43	5	0	272	0	19
1102	Oil and gas	21	46	24	3	8	7	3	47	9	19	362	8	0	0	31052	508
1301	Iron ores	4	8	6	1	1	3	1	1	3	5	4	0	4	23	50	180961
1302	Non-ferrous metal ores	1	2	1	0	0	0	0	0	0	1	1	0	2	3	211	15
1400	Other mining	0	0	2	0	22	0	0	0	121	248	1	35	0	502	675	6
1500	Services to mining	0	0	0	0	0	0	0	0	0	0	0	0	0	11140	77264	23421
2101	Meat and meat products	71	156	27	4	179	177	75	5244	19	39	231	2	790	11	37	15
2102	Dairy products	17	37	59	8	215	1867	484	16	33	68	303	2	207	7	0	308
2103	Fruit and vegetable products	1	2	2	0	1	10	3	0	1	3	3	0	3	1	3	1
2104	Oils and fats	0	1	3	0	1	0	0	0	0	1	14	0	0	0	3	0
2105	Flour mill products and cereal foods	49	108	12	2	150	137	29	95	21	44	9	0	40	2	3	1
2106	Bakery products	11	24	34	5	19	15	4	305	18	36	84	6	26	223	6	220
2107	Confectionery	0	0	0	0	0	0	0	0	0	0	0	0	0	0	0	0
2108	Other food products	320	814	8	1	920	1864	3326	12231	847	1731	716	2	12232	5	6	41
2109	Soft drinks, cordials and syrups	18	41	49	7	15	48	20	80	10	20	132	0	190	21	75	99
2110	Beer and malt	0	1	2	0	0	1	1	0	0	0	71	0	0	73	3	1917
2111	Wine and spirits	54	120	211	30	298	166	35	0	155	317	437	121	0	54	3	21
2201	Wool scouring	0	0	0	0	0	0	0	0	0	0	0	0	0	0	19	0
2202	Textile fibres, yarns and woven fabrics	1	2	8	1	6	3	1	0	19	40	38	5	410	28	80	11
2203	Textile products	26	58	194	27	107	58	18	5	381	779	94	82	609	32	58	29
2204	Knitting mill products	0	0	0	0	0	0	0	0	2	3	1	0	4	1	1	0
2205	Clothing	1	2	3	0	3	1	0	1	19	38	14	8	67	122	5	101
2206	Footwear	0	0	0	0	0	0	0	0	1	2	2	1	12	25	12	1
2207	Leather and leather products	0	1	3	0	2	1	0	0	2	5	4	3	14	3	0	1
2301	Sawmill products	269	594	0	0	82	103	95	0	1	2	7	0	98	44	1927	26
2302	Plywood, veneer and fabricated wood	1	2	0	0	0	0	0	0	0	0	2	0	13	0	21	11
2303	Other wood products	2	4	1	0	1	1	1	0	4	8	79	18	310	116	228	364
2304	Pulp, paper and paperboard	0	1	1	0	2	0	0	0	1	3	4	1	3	14	3	9

(continued on next page)

TABLE A1 continued ...

THE WA 111-SECTOR I-O TABLE: 1992/93 (\$'000)

Direct Allocation of Competing Imports

INPUT-OUTPUT CODE  USAGE		01011	01012	01021	01022	0103	0104	0105	0106	01071	01072	0200	0300	0400	1101	1102	1301
		Sheep meat	Sheep wool	Grain cereals	Grain pulses & oilseeds	Beef cattle	Dairy cattle	Pigs	Poultry	Horticulture	New industries and Other agriculture	Services to agriculture; hunting and trapping	Forestry and logging	Commercial fishing	Coal	Oil and gas	Iron ores
SUPPLY																	
2305+2306	Paperboard containers; ... other paper products	10	21	31	4	24	8	3	1791	1048	2141	24	19	49	43	7	163
2401	Printing and services to printing	4	8	12	2	9	4	1	1	9	18	269	9	19	235	336	137
2402	Publishing; recorded media and publishing	22	49	150	21	24	12	5	5	20	41	264	51	93	307	1205	479
2501	Petroleum and coal products	2877	6350	26767	5027	3544	1356	550	229	2972	6073	7869	1625	27860	4698	1410	36404
2502	Fertilisers	4442	24092	35469	7113	6889	3215	476	4	4410	9012	5	37	1	280	225	667
2503	Other basic chemicals	316	698	1718	243	625	213	41	0	156	318	150	2	65	359	1644	248
2504	Paints	4	8	38	5	47	14	3	16	10	21	5	16	87	44	112	22
2506	Soap and other detergents	2	5	73	22	3	9	0	1	3	6	189	1	5	49	11	14
2505+2508	Medicinal & pharmaceutical ... chemical products	607	1339	1921	272	1248	936	198	101	3580	7315	302	60	152	3557	1104	2239
2509	Rubber products	2	4	8	1	10	9	2	0	8	15	18	42	229	1810	50	686
2510	Plastic products	4	9	14	2	12	6	1	3	153	314	59	213	736	48	177	51
2601	Glass and glass products	12	27	11	2	18	9	2	2	1	2	2	0	5	5	1	16
2602	Ceramic products	0	0	0	0	0	0	0	0	0	0	26	0	14	15	0	104
2603	Cement and lime	0	0	0	0	0	0	0	0	0	0	0	99	0	87	91	20
2604	Concrete slurry	0	0	0	0	0	0	0	0	2	5	0	0	0	29	1	2
2605	Plaster and other concrete products	0	0	0	0	0	0	0	0	0	0	3	9494	18	182	1	776
2606	Other non-metallic mineral products	1	1	1	0	0	0	0	0	1	1	126	2	18	89	56	14
2701	Iron and steel	1	2	0	0	0	0	0	0	2	3	28	7	20	1585	726	521
2702	Basic non-ferrous metal and products	1	3	3	0	0	0	0	0	1	1	190	1	3161	73	56	7915
2703	Structural metal products	22	48	103	15	24	12	7	27	25	50	461	107	1283	1731	19	8320
2704	Sheet metal products	14	32	13	2	18	12	10	12	7	14	5	96	54	115	22	96
2705	Fabricated metal products	89	197	29	4	111	15	3	4	105	214	105	69	561	681	1150	424
2801	Motor vehicles and parts; other transport equipment	27	60	274	39	182	28	6	2	66	136	75	23	849	252	2	225
2802	Ships and boats	0	1	2	0	0	0	0	0	2	4	442	1	7647	6	182	50
Z	Railway equipment	0	0	0	0	0	0	0	0	0	0	0	0	1	7	156	3
2804	Aircraft	1	3	2	0	3	1	0	0	1	2	32	0	1	1	91	0
2805	Photographic and scientific equipment	2	5	15	2	8	2	0	0	5	10	17	3	105	136	39	25
2806	Electronic equipment	11	25	73	10	40	9	2	2	22	44	48	35	274	376	37	91
2807	Household appliances	9	19	65	9	42	13	3	3	13	27	22	1	329	8	1	4
2808	Other electrical equipment	11	25	33	5	122	19	4	7	11	22	21	27	130	627	144	227
2809	Agricultural machinery	178	393	1435	203	559	167	51	54	233	476	89	9	221	44	0	35
2810	Mining & construction machinery ... equipment	57	125	352	50	94	30	13	8	48	99	83	30	88	3171	74	2361
2811	Other machinery and equipment	80	177	216	31	149	33	11	5	64	132	99	194	255	2211	55	720
2901	Prefabricated buildings	1	1	1	0	0	1524	0	0	0	0	2	1	10	24	115	56
2902	Furniture	1	2	6	1	2	1	0	1	5	11	8	2	68	44	14	50
2903	Other manufacturing	2	5	10	1	2	1	0	1	5	10	168	14	2744	27	36	224
3601	Electricity supply	1214	2679	1583	224	695	1993	775	877	1811	3701	1296	57	1196	11591	799	15373
3602	Gas supply	0	0	0	0	0	67	18	0	0	0	126	10	42	55	21	3252
3701	Water supply; sewerage and drainage services	1823	4024	7385	1046	835	1018	403	829	2323	4747	1059	14	500	261	1059	8313
4101	Residential building construction	2	5	9	1	9	2	1	1	4	7	7	0	1	37	33	14

(continued on next page)



TABLE A1 continued ...

THE WA 111-SECTOR I-O TABLE: 1992/93 (\$'000)

Direct Allocation of Competing Imports

INPUT-OUTPUT CODE		01011	01012	01021	01022	0103	0104	0105	0106	01071	01072	0200	0300	0400	1101	1102	1301
USAGE		Sheep meat	Sheep wool	Grain cereals	Grain pulses & oilseeds	Beef cattle	Dairy cattle	Pigs	Poultry	Horticulture	New industries and Other agriculture	Services to agriculture; hunting and trapping	Forestry and logging	Commercial fishing	Coal	Oil and gas	Iron ores
SUPPLY																	
4102	Other construction	3525	7780	4114	582	1288	624	189	204	26	54	795	11	31	1455	318	1272
4501+(5401-2)/2	Wholesale trade + repairs	3479	7678	28831	4082	326	2081	925	1527	4264	8713	5963	2350	25436	6581	8606	31947
5101+(5401-2)/2	Retail trade + repairs	2685	5926	12912	1828	328	660	275	89	1293	2642	1481	1088	6789	1340	645	13285
5701	Accommodation, cafes and restaurants	770	1699	1981	280	497	272	116	108	316	645	4166	92	999	363	1062	10252
6101	Road transport	1130	6546	24841	4700	1633	3124	3067	1395	3045	6221	3398	1028	5357	2341	2804	11777
6201	Rail, pipeline and other transport	157	346	12230	1633	273	241	173	286	166	339	102	15	163	81	2499	3973
6301	Water transport	46	102	402	57	37	35	29	37	31	64	121	13	1036	44	3514	11046
6401	Air and space transport	108	238	438	62	253	155	46	57	230	470	1356	51	323	1589	505	2280
6601	Services to transport; storage	4120	9093	2535	359	419	324	137	509	344	703	385	56	2988	781	34351	4069
7101	Communication services	890	1964	1796	254	1294	563	203	415	911	1861	713	157	801	1245	1105	1441
7301	Banking	1829	4037	4809	681	1452	1041	468	1017	1399	2858	2199	531	1743	3008	3933	6210
7302	Non-bank finance	214	472	401	57	246	181	54	116	221	452	257	164	181	499	870	473
7303	Financial asset investors	-20	-43	-48	-7	-5	-4	-2	-4	-5	-9	-26	-3	-14	-11	-89	-115
7401	Insurance	382	843	3438	487	623	270	110	194	912	1863	1682	778	712	4503	7477	13420
7501	Services to finance, investment and insurance	22	49	42	6	13	10	5	10	12	24	27	8	14	1086	108	19649
7701	Ownership of dwellings	0	0	0	0	0	0	0	0	0	0	0	0	0	0	0	0
7702	Other property services	899	1985	1808	256	315	198	83	90	271	554	644	8	667	3909	151458	7670
7801	Scientific research, technical and computer services	2266	5002	12943	1832	1838	568	240	107	895	1828	9036	146	508	1591	6489	12961
7802	Legal, accounting ... management services	4296	19056	4814	1729	20921	8518	3535	7586	1417	2896	1944	47	1543	2311	8872	6943
7803	Other business services	148	327	195	28	329	0	0	33	85	173	55	24	61	725	776	747
8101	Government administration	907	2002	581	82	90	151	62	158	406	829	11947	65	1192	141	3795	2410
8201	Defence	0	0	0	0	0	0	0	0	0	0	0	0	0	0	0	0
8401	Education	0	0	0	0	0	0	0	0	0	0	140	9	0	397	1335	6890
8601	Health services	922	2035	2	0	328	594	120	81	111	227	3618	7	538	5	119	83
8701	Community services	0	0	0	0	45	0	0	0	0	0	5	0	0	45	10	33
9101	Motion picture, radio and television services	0	0	0	0	0	0	0	0	0	0	693	26	0	80	8	126
9201	Libraries, museums and the arts	6	13	2	0	37	0	0	0	0	0	0	1	0	4	3	2
9301	Sport, gambling and recreational services	53	118	0	0	12	29	12	0	0	0	1	7	0	25	278	99
9501	Personal services	1	2	7	1	1	1	0	0	1	2	100	2	582	18	168	62
9601	Other services	271	597	1779	252	2845	102	43	32	161	329	344	22	1000	203	899	1534
<b>PIG00</b>	<b>Total intermediate usage</b>	62502	169336	252029	46345	70776	48414	27690	37256	42893	87648	70078	24754	116621	82341	366569	469014
PIG10	Wages, salaries and supplements	12845	51269	43950	8577	9628	11920	2260	15590	12974	26511	96873	19763	84836	60934	120486	438225
PIG20	Gross operating surplus	102622	64708	494616	40975	43702	34933	9467	12687	41202	84192	156854	10973	65546	91513	2291679	1578646
PIG30	Net Commodity taxes	0	4460	19681	2786	1049	5057	160	556	1232	2517	6774	333	10165	-174	-4409	-5751
PIG40	Net Indirect taxes nec	5289	11674	24437	3460	3029	2289	975	1925	3060	6253	11780	1913	18062	1733	4822	37766
PIG50	Sales by final buyers	0	0	0	0	0	0	0	0	0	0	0	0	0	13	1066	0
PICIMP	Complementary imports cif	457	1008	2395	339	277	226	94	186	263	537	987	146	1080	605	7139	7655
PIIMP	Competing imports cif + duty	50461	111366	297648	42140	48332	11156	18141	19315	6267	12807	60340	1716	144918	11937	134985	611941
<b>PIG90</b>	<b>Western Australian production</b>	234176	413820	1134756	144622	176793	113995	58787	87516	107890	220465	403686	59597	441228	248903	2922336	3137496

(continued on next page)

TABLE A1 continued ...

THE WA 111-SECTOR I-O TABLE: 1992/93 (\$'000)

Direct Allocation of Competing Imports

INPUT-OUTPUT CODE		1302	1400	1500	2101	2102	2103	2104	2105	2106	2107	2108	2109	2110	2111	2201
USAGE		Non-ferrous metal ores	Other mining	Services to mining	Meat and meat products	Dairy products	Fruit and vegetable products	Oils and fats	Flour mill products and cereal foods	Bakery products	Confectionery	Other food products	Soft drinks, cordials and syrups	Beer and malt	Wine and spirits	Wool scouring
SUPPLY																
01011	Sheep meat	0	0	0	126920	0	0	0	0	0	0	0	0	0	0	0
01012	Sheep wool	0	0	0	0	0	0	0	0	0	0	0	0	0	0	104607
01021	Grain cereals	0	0	0	4	0	727	0	15620	303	18	18108	0	17542	11	0
01022	Grain pulses & oilseeds	0	0	0	1	0	89	11091	0	37	2	4117	0	0	1	0
0103	Beef cattle	0	0	0	155109	0	0	0	0	0	0	0	0	0	0	0
0104	Dairy cattle	0	0	0	0	100437	0	0	0	0	0	0	0	0	0	0
0105	Pigs	0	0	0	51654	0	0	0	0	0	0	0	0	0	0	0
0106	Poultry	0	0	0	53241	0	0	0	0	61	0	23	0	0	0	0
01071	Horticulture	59	3	1	7	710	3366	2	19	345	45	17956	618	119	2824	0
01072	New industries and Other agriculture	120	5	2	14	1450	6878	4	38	705	92	36692	1262	244	5771	0
0200	Services to agriculture; hunting and trapping	0	0	0	10867	0	0	1244	0	0	0	28	0	0	0	0
0300	Forestry and logging	1970	152	0	231	189	91	10	33	24	0	109	6	48	13	0
0400	Commercial fishing	0	0	0	0	0	364	279	1	2	0	12203	6	1	1	0
1101	Coal	468	11	5	478	617	164	22	137	50	4	277	21	90	31	1
1102	Oil and gas	7632	114	79	1265	1093	283	60	163	97	4	506	62	252	43	8
1301	Iron ores	410	35	1	26	4	2	0	2	3	0	4	1	3	1	0
1302	Non-ferrous metal ores	119777	12	3530	27	1	0	0	0	1	0	1	0	1	0	0
1400	Other mining	33110	15897	3	15	0	0	0	0	1	0	10	6	2	0	0
1500	Services to mining	312762	13979	120051	0	0	0	0	0	0	0	0	0	0	0	0
2101	Meat and meat products	65	77	1	46958	72	1789	1856	32	3136	1	11754	57	15	3	2
2102	Dairy products	7	3	6	349	47943	676	88	256	2419	223	628	291	43	31	0
2103	Fruit and vegetable products	3	1	0	37	117	6556	2	221	655	24	133	967	1	35	0
2104	Oils and fats	0	0	0	0	3	397	9094	222	1391	10	3838	17	0	1	0
2105	Flour mill products and cereal foods	2	1	1	638	195	1824	25	11507	15152	214	2374	202	366	3	0
2106	Bakery products	470	177	98	31	24	60	2	197	491	23	60	37	11	6	0
2107	Confectionery	0	0	0	0	64	1	0	373	522	217	43	1	1	0	0
2108	Other food products	12	3	1	2769	1497	4305	601	2089	7350	215	44954	8877	1886	187	1
2109	Soft drinks, cordials and syrups	529	119	13	38	21	78	120	34	53	3	69	767	24	6	0
2110	Beer and malt	3353	164	126	10	62	1	0	23	0	0	420	321	23648	48	0
2111	Wine and spirits	138	15	3	403	1	93	1	18	10	43	42	26	4	2471	0
2201	Wool scouring	0	0	0	2	0	0	1	0	0	0	1	0	0	0	6420
2202	Textile fibres, yarns and woven fabrics	242	5	1	16	0	0	0	1	1	1	42	3	1	0	0
2203	Textile products	134	20	9	332	6	4	9	36	44	1	228	13	7	3	0
2204	Knitting mill products	1	0	0	5	0	0	0	0	1	0	4	0	0	0	0
2205	Clothing	165	14	1	127	2	1	1	4	11	1	48	9	2	3	0
2206	Footwear	36	5	0	2	0	0	0	0	1	1	1	1	0	0	0
2207	Leather and leather products	3	1	10	135	3	0	0	1	1	0	174	0	0	0	0
2301	Sawmill products	1240	6	5	6	1	0	0	1	0	0	1	2	1	2	0
2302	Plywood, veneer and fabricated wood	16	1	40	1	0	0	0	0	0	0	0	0	0	0	0
2303	Other wood products	1389	89	70	3	4	0	0	6	1	0	10	7	4	9	0
2304	Pulp, paper and paperboard	55	4	14	7	16	1	0	193	8	3	27	9	2	0	0

(continued on next page)

TABLE A1 continued ...

THE WA 111-SECTOR I-O TABLE: 1992/93 (\$'000)

Direct Allocation of Competing Imports

INPUT-OUTPUT CODE		1302	1400	1500	2101	2102	2103	2104	2105	2106	2107	2108	2109	2110	2111	2201
USAGE		Non-ferrous metal ores	Other mining	Services to mining	Meat and meat products	Dairy products	Fruit and vegetable products	Oils and fats	Flour mill products and cereal foods	Bakery products	Confectionery	Other food products	Soft drinks, cordials and syrups	Beer and malt	Wine and spirits	Wool scouring
SUPPLY																
2305+2306	Paperboard containers; ... other paper products	581	13	29	6440	1459	4751	517	2998	2440	223	3458	1825	2549	3334	0
2401	Printing and services to printing	382	76	23	144	69	95	81	96	359	194	685	1845	375	210	0
2402	Publishing, recorded media and publishing	6256	397	373	83	33	1043	134	54	382	24	741	1848	1048	503	0
2501	Petroleum and coal products	88025	15497	3626	4108	1554	4823	60	180	1078	14	1826	2514	226	239	61
2502	Fertilisers	1632	471	26	12	1	1	19	21	1	0	1848	2	1	0	0
2503	Other basic chemicals	16117	443	303	312	198	22	145	231	8	23	1464	1917	32	87	2
2504	Paints	76	5	2	0	0	0	0	0	3	0	23	0	0	0	0
2506	Soap and other detergents	63	7	2	238	3	5	0	3	10	2	13	2	7	0	6
2505+2508	Medicinal & pharmaceutical ... chemical products	3911	711	9	39	23	85	59	17	70	13	480	139	45	42	0
2509	Rubber products	1903	256	21	12	1	2	6	2	3	2	12	4	1	1	0
2510	Plastic products	974	65	67	3448	4160	4882	1086	1620	4329	498	6764	7380	634	1768	0
2601	Glass and glass products	51	8	1	25	174	3468	71	0	10	3	376	5843	2075	2973	0
2602	Ceramic products	964	160	12	1	0	0	0	0	0	0	1115	0	0	0	0
2603	Cement and lime	1973	238	265	2	0	0	0	0	0	0	648	0	1	0	0
2604	Concrete slurry	571	15	0	4	0	0	0	0	0	0	0	0	0	0	0
2605	Plaster and other concrete products	2925	37	5	20	0	0	0	0	0	0	1	0	0	0	0
2606	Other non-metallic mineral products	1556	597	85	7	5	12	6	2	4	0	441	35	48	23	0
2701	Iron and steel	1441	207	542	5	1	32	0	1	1	0	97	14	42	11	0
2702	Basic non-ferrous metal and products	12530	52	9	14	32	7	1	1	971	72	935	19	21	994	0
2703	Structural metal products	44700	2714	3731	42	4	21	3	2	9	1	20	73	65	42	0
2704	Sheet metal products	4929	33	147	660	1055	17125	450	425	305	3	2539	18123	15904	2241	0
2705	Fabricated metal products	1697	216	39	218	25	54	14	20	28	5	591	130	73	80	0
2801	Motor vehicles and parts; other transport equipment	1065	82	55	29	0	1	2	2	3	3	14	5	3	3	0
2802	Ships and boats	353	24	29	126	3	2	3	8	9	2	65	42	14	6	0
Z	Railway equipment	30	0	2	2	0	0	0	0	0	0	0	0	0	0	0
2804	Aircraft	3	0	2	2	0	0	0	0	0	0	0	0	0	0	0
2805	Photographic and scientific equipment	97	67	11	12	1	1	0	3	12	1	32	6	3	2	0
2806	Electronic equipment	326	226	48	41	3	3	3	13	64	3	114	27	17	5	0
2807	Household appliances	21	4	2	25	1	1	4	1	1	1	4	1	1	1	0
2808	Other electrical equipment	620	123	15	23	3	4	2	6	21	2	39	21	16	15	0
2809	Agricultural machinery	251	75	2	5	0	2	1	1	3	0	11	7	6	5	0
2810	Mining & construction machinery ... equipment	10486	3245	334	96	6	7	4	13	103	1	218	75	34	12	0
2811	Other machinery and equipment	9757	1845	206	81	20	28	31	71	265	18	960	289	189	79	0
2901	Prefabricated buildings	692	30	7	10	0	0	0	0	1	0	6	2	2	1	0
2902	Furniture	138	54	6	194	6	46	4	3	70	1	24	107	55	142	0
2903	Other manufacturing	317	75	32	64	12	310	49	131	44	4	106	1259	1193	872	0
3601	Electricity supply	80930	6558	197	9440	2782	1409	251	1571	2027	60	2492	781	1865	487	10
3602	Gas supply	386	78	1	1565	616	397	96	420	977	21	1183	139	979	43	3
3701	Water supply; sewerage and drainage services	20721	1056	103	550	24	0	211	20	491	5	732	113	758	2	17
4101	Residential building construction	102	39	86	9	2	4	0	2	5	0	3	1	0	1	0

(continued on next page)



TABLE A1 continued ...

THE WA 111-SECTOR I-O TABLE: 1992/93 (\$'000)

Direct Allocation of Competing Imports

INPUT-OUTPUT CODE		1302	1400	1500	2101	2102	2103	2104	2105	2106	2107	2108	2109	2110	2111	2201
USAGE		Non-ferrous metal ores	Other mining	Services to mining	Meat and meat products	Dairy products	Fruit and vegetable products	Oils and fats	Flour mill products and cereal foods	Bakery products	Confectionery	Other food products	Soft drinks, cordials and syrups	Beer and malt products	Wine and spirits	Wool scouring
SUPPLY																
4102	Other construction	86976	7880	1524	129	10	15	11	23	45	4	111	96	39	14	16
4501+(5401-2)/2	Wholesale trade + repairs	86711	22445	5414	38630	15003	6340	3877	4727	13383	942	20200	8418	24838	1149	15687
5101+(5401-2)/2	Retail trade + repairs	16078	17728	4140	1484	96	29	27	182	2267	37	850	1527	95	48	0
5701	Accommodation, cafes and restaurants	19104	1617	6630	1178	106	58	44	360	1941	35	963	899	1406	881	11
6101	Road transport	90590	19054	7443	66198	9912	5968	2892	2809	1873	100	14707	2855	5565	648	6160
6201	Rail, pipeline and other transport	3016	465	137	2717	879	268	678	1358	155	5	2252	90	1381	21	1680
6301	Water transport	1650	810	21753	64	20	79	21	34	35	2	353	99	60	15	54
6401	Air and space transport	8338	742	1032	564	49	126	16	144	976	7	649	191	51	228	8
6601	Services to transport; storage	10922	2981	1310	1366	305	218	490	702	968	9	3078	1548	431	146	376
7101	Communication services	20884	2030	1220	6259	163	1517	70	864	1640	56	2054	462	423	449	6
7301	Banking	15515	2922	2018	9679	2312	1502	572	768	1907	67	3534	1280	1770	518	566
7302	Non-bank finance	1202	288	225	2747	552	250	91	282	604	67	1218	396	318	236	76
7303	Financial asset investors	-235	-36	-44	-52	-13	-6	-3	-4	-9	0	-18	-7	-10	-2	-6
7401	Insurance	8415	3154	1035	4874	249	452	56	429	1005	22	1499	1521	786	310	26
7501	Services to finance, investment and insurance	6878	227	2114	1692	68	37	28	129	37	101	860	61	130	49	8
7701	Ownership of dwellings	0	0	0	0	0	0	0	0	0	0	0	0	0	0	0
7702	Other property services	54482	16109	4807	17301	55	36	10	188	62	12	410	271	85	38	3
7801	Scientific research, technical and computer services	30819	4945	275691	8643	728	2463	70	611	3203	23	3342	2122	110	695	12
7802	Legal, accounting ... management services	24659	3927	2187	4641	1089	1594	1425	6488	1905	496	12477	5457	3701	509	27
7803	Other business services	4219	391	895	2528	41	1080	19	25	1159	6	189	390	21	299	0
8101	Government administration	2274	287	1067	3345	126	35	72	424	336	26	2849	1248	420	153	235
8201	Defence	0	0	0	0	0	0	0	0	0	0	0	0	0	0	0
8401	Education	11158	985	88	0	0	1	3	5	2	1	11	56	19	7	0
8601	Health services	148	8	79	5927	1	1	1	4	8	1	15	32	10	6	0
8701	Community services	151	8	14	33	5	1	0	9	15	6	1	0	42	0	0
9101	Motion picture, radio and television services	1342	55	48	215	25	373	93	23	211	32	543	1198	136	59	0
9201	Libraries, museums and the arts	560	51	218	28	1	13	0	0	12	22	1	6	4	3	0
9301	Sport, gambling and recreational services	804	0	159	35	3	6	0	0	0	0	64	0	0	0	0
9501	Personal services	581	34	468	544	11	210	22	6	152	5	121	230	29	65	0
9601	Other services	9562	667	324	5843	124	1172	20	579	1054	5	468	188	53	339	1
PIG00	Total intermediate usage	1320518	176489	476520	666445	198734	90231	38435	60337	81937	4433	257764	88811	114516	32614	136087
PIG10	Wages, salaries and supplements	560455	103388	253716	148508	31847	20920	8123	10880	49086	1757	49272	22802	26451	7467	12016
PIG20	Gross operating surplus	1086787	406253	-9381	60310	37850	11297	6264	17879	15371	1310	38999	17744	68709	11507	5936
PIG30	Net Commodity taxes	-9735	-4674	-829	15277	1315	1937	281	1395	2733	108	4088	4961	1779	1005	10148
PIG40	Net Indirect taxes nec	44106	7168	24394	9083	2767	1971	549	947	3630	84	2940	2070	2030	704	317
PIG50	Sales by final buyers	295	0	893	0	0	0	0	0	0	0	0	0	0	0	0
PICIMP	Complementary imports cif	10756	2017	2329	2763	784	349	162	246	443	21	5502	444	578	143	430
PIIMP	Competing imports cif + duty	1384182	136055	202616	30524	43040	15194	10648	6841	27643	733	32608	44536	19821	4467	15934
PIG90	Western Australian production	4397364	826695	950258	932910	316338	141900	64462	98525	180843	8447	391173	181367	233883	57907	180868

(continued on next page)



TABLE A1 continued ...

THE WA 111-SECTOR I-O TABLE: 1992/93 (\$'000)

Direct Allocation of Competing Imports

INPUT-OUTPUT CODE		INPUT-OUTPUT CODE	2202	2203	2204	2205	2206	2207	2301	2302	2303	2304	2305+2306	2401	2402	2501
		USAGE	Textile fibres, yarns and woven fabrics	Textile products	Knitting mill products	Clothing	Footwear	Leather and leather products	Sawmill products	Plywood, veneer and fabricated wood	Other wood products	Pulp, paper and paperboard	Paperboard containers, paper bags and sacks and other paper products	Printing and services to printing	Publishing, recorded media and publishing	Petroleum and coal products
SUPPLY																
01011	Sheep meat		0	0	0	1	0	286	0	0	0	0	0	0	0	0
01012	Sheep wool		2368	0	0	1	0	551	0	0	0	0	0	0	0	0
01021	Grain cereals		0	0	0	0	0	0	0	0	0	0	0	0	0	0
01022	Grain pulses & oilseeds		0	0	0	0	0	0	0	0	0	0	0	0	0	0
0103	Beef cattle		0	0	0	0	0	0	0	0	0	0	0	0	0	0
0104	Dairy cattle		0	0	0	0	0	0	0	0	0	0	0	0	0	0
0105	Pigs		0	0	0	0	0	0	0	0	0	0	0	0	0	0
0106	Poultry		0	0	0	0	0	0	0	0	0	0	0	0	2	1
01071	Horticulture		1	94	0	3	0	21	4	0	2	1	11	5	70	9
01072	New industries and Other agriculture		1	192	0	7	0	44	7	0	4	3	23	10	143	19
0200	Services to agriculture; hunting and trapping		15295	18	229	0	0	1	0	0	0	0	0	0	0	0
0300	Forestry and logging		15	9	0	9	0	50	14153	1788	731	3478	66	16	6	9
0400	Commercial fishing		1	2	0	0	0	0	2	5	1	0	5	1	29	2
1101	Coal		99	30	3	5	1	10	26	33	6	306	219	17	4	406
1102	Oil and gas		136	63	3	6	1	11	80	126	17	289	292	21	12	483233
1301	Iron ores		1	1	0	1	0	0	2	4	1	2	2	2	3	3
1302	Non-ferrous metal ores		0	0	0	0	0	0	0	1	11	0	0	0	3	1
1400	Other mining		1	1	0	0	0	0	0	1	0	94	22	0	466	2957
1500	Services to mining		0	0	0	0	0	0	0	0	0	0	0	0	0	0
2101	Meat and meat products		81	158	3	545	3	6467	26	11	12	5	13	25	82	27
2102	Dairy products		6	16	1	0	0	0	37	20	17	11	58	68	288	11
2103	Fruit and vegetable products		1	2	0	0	0	0	2	3	1	1	5	3	13	3
2104	Oils and fats		124	129	5	0	0	0	1	1	2	0	1	1	6	7
2105	Flour mill products and cereal foods		23	4	0	1	0	1	4	1	1	316	1228	4	6	6
2106	Bakery products		2	7	0	0	0	0	5	4	4	4	11	13	34	22
2107	Confectionery		0	0	0	0	0	0	0	0	0	0	0	0	1	1
2108	Other food products		2	7	1	3	0	24	14	5	4	3	12	27	60	36
2109	Soft drinks, cordials and syrups		6	4	0	0	0	0	13	4	6	2	14	15	95	34
2110	Beer and malt		0	0	0	0	0	0	10	7	2	1	9	2	48	10
2111	Wine and spirits		3	6	0	0	0	0	5	9	2	3	30	9	89	12
2201	Wool scouring		4004	3560	1	0	0	46	0	0	0	0	0	0	0	0
2202	Textile fibres, yarns and woven fabrics		5672	9317	1001	31381	298	48	3	4	39	1	628	77	10	61
2203	Textile products		86	610	15	282	66	3	54	107	506	10	383	35	273	77
2204	Knitting mill products		57	33	771	1432	0	0	0	0	0	1	67	1	6	0
2205	Clothing		4	20	3	1090	75	99	5	4	4	6	17	44	99	13
2206	Footwear		0	1	0	4	511	7	1	0	5	0	4	22	15	8
2207	Leather and leather products		1	54	8	570	3208	3541	0	0	1	0	3	21	2	0
2301	Sawmill products		3	49	0	3	20	3	41581	4877	34730	111	5	7	12	20
2302	Plywood, veneer and fabricated wood		0	53	0	0	8	0	665	28420	13081	0	0	16	4	534
2303	Other wood products		0	87	0	2	3	12	387	690	3969	0	25	59	21	3
2304	Pulp, paper and paperboard		40	75	2	0	0	2	6	7	32	1996	5301	10412	3253	28

(continued on next page)

TABLE A1 continued ...

THE WA 111-SECTOR I-O TABLE: 1992/93 (\$'000)

Direct Allocation of Competing Imports

INPUT-OUTPUT CODE		2202	2203	2204	2205	2206	2207	2301	2302	2303	2304	2305+2306	2401	2402	2501
USAGE		Textile fibres, yarns and woven fabrics	Textile products	Knitting mill products	Clothing	Footwear	Leather and leather products	Sawmill products	Plywood, veneer and fabricated wood	Other wood products	Pulp, paper and paperboard	Paperboard containers; paper bags and sacks and other paper products	Printing and services to printing	Publishing; recorded media and publishing	Petroleum and coal products
SUPPLY															
2305+2306	Paperboard containers; ... other paper products	88	384	125	638	222	32	14	40	56	165	4220	1404	581	42
2401	Printing and services to printing	222	402	41	785	130	58	257	130	191	136	1240	6436	4810	213
2402	Publishing; recorded media and publishing	97	410	82	1728	185	112	1119	748	1045	207	913	2053	14289	981
2501	Petroleum and coal products	174	309	11	107	18	41	2240	961	392	289	702	793	2311	27428
2502	Fertilisers	12	12	1	1	0	8	4	17	0	2	18	10	1	53
2503	Other basic chemicals	1281	1453	64	337	65	582	234	1330	166	298	2387	1637	30	15707
2504	Paints	1	4	0	0	1	1	8	33	205	1	37	6	1	3
2506	Soap and other detergents	180	1	1	1	1	4	4	1	1	6	7	10	11	13
2505+2508	Medicinal & pharmaceutical ... chemical products	21	614	1	68	194	96	196	2432	266	99	1486	3048	645	517
2509	Rubber products	2	31	0	31	186	1	3	7	13	1	25	607	122	73
2510	Plastic products	407	1277	99	498	169	110	60	605	497	65	6440	1778	1441	749
2601	Glass and glass products	0	22	0	0	0	1	23	3	220	0	0	57	1	2
2602	Ceramic products	1	0	0	0	0	0	0	0	125	0	0	0	1	0
2603	Cement and lime	0	1	0	0	0	0	0	13	1	8	1	0	1	1
2604	Concrete slurry	0	0	0	0	0	0	4	1	3	0	0	0	1	10
2605	Plaster and other concrete products	0	4	0	0	3	1	0	1	3908	0	0	0	0	2
2606	Other non-metallic mineral products	1	78	0	2	1	1	3	3925	73	85	15	68	23	47
2701	Iron and steel	2	153	0	1	2	1	15	68	255	2	226	50	11	291
2702	Basic non-ferrous metal and products	1	290	0	38	2	4	7	541	1666	1	209	997	53	651
2703	Structural metal products	0	265	0	1	8	5	2	1136	4740	222	21	3	35	35
2704	Sheet metal products	2	24	0	5	5	2	9	25	214	4	27	16	116	101
2705	Fabricated metal products	11	551	4	25	78	45	99	73	1706	219	283	75	404	121
2801	Motor vehicles and parts; other transport equipment	2	7	1	3	1	2	2	1	32	0	19	4	14	4
2802	Ships and boats	1	9	0	2	1	0	19	31	11	8	38	22	236	444
Z	Railway equipment	0	0	0	0	0	0	0	0	7	0	1	0	7	0
2804	Aircraft	0	0	0	0	0	0	0	0	0	0	0	0	0	0
2805	Photographic and scientific equipment	2	18	1	47	1	1	5	2	2	4	14	352	239	9
2806	Electronic equipment	2	6	0	0	1	2	22	4	8	5	32	54	1423	85
2807	Household appliances	1	2	0	4	2	0	1	1	1	0	9	3	12	3
2808	Other electrical equipment	2	4	0	2	1	0	10	10	90	8	31	34	294	22
2809	Agricultural machinery	1	2	0	0	0	0	3	2	2	1	5	3	5	2
2810	Mining & construction machinery ... equipment	2	12	0	1	1	6	57	24	40	11	41	38	337	134
2811	Other machinery and equipment	42	133	1	2	7	14	224	204	160	67	292	275	327	238
2901	Prefabricated buildings	0	8	0	0	0	0	13	3	139	2	1	1	8	3
2902	Furniture	1	19	0	3	2	2	23	73	201	1	17	6	38	10
2903	Other manufacturing	134	173	9	94	4	193	18	44	86	7	220	73	684	74
3601	Electricity supply	604	683	59	645	89	94	1457	1959	478	1234	1248	1591	1680	737
3602	Gas supply	272	239	15	81	3	36	26	469	12	252	416	164	52	654
3701	Water supply; sewerage and drainage services	102	216	0	0	0	1	7	24	29	182	515	1	1522	122
4101	Residential building construction	2	7	0	3	0	0	6	2	1	0	14	12	70	8

(continued on next page)



TABLE A1 continued ...

THE WA 111-SECTOR I-O TABLE: 1992/93 (\$'000)

Direct Allocation of Competing Imports

INPUT-OUTPUT CODE		2202	2203	2204	2205	2206	2207	2301	2302	2303	2304	2305+2306	2401	2402	2501
USAGE		Textile fibres, yarns and woven fabrics	Textile products	Knitting mill products	Clothing	Footwear	Leather and leather products	Sawmill products	Plywood, veneer and fabricated wood	Other wood products	Pulp, paper and paperboard	Paperboard containers; paper bags and sacks and other paper products	Printing and services to printing	Publishing; recorded media and publishing	Petroleum and coal products
SUPPLY															
4102	Other construction	22	38	1	10	1	1	162	82	83	14	64	60	261	190
4501+(5401-2)/2	Wholesale trade + repairs	6359	4470	328	4847	441	2442	11717	7281	13948	764	6146	9897	17492	23927
5101+(5401-2)/2	Retail trade + repairs	47	250	4	4	5	21	791	656	1135	52	2269	1115	6491	5578
5701	Accommodation, cafes and restaurants	324	660	75	2	1	3	770	521	369	80	1023	776	8234	1604
6101	Road transport	577	649	41	1367	212	668	15784	2964	10276	856	1057	2418	1964	8715
6201	Rail, pipeline and other transport	166	42	3	49	6	44	316	83	163	49	103	124	243	245
6301	Water transport	20	33	2	62	4	7	61	39	57	12	56	104	85	44507
6401	Air and space transport	236	461	19	277	8	6	128	96	130	40	430	636	1881	421
6601	Services to transport; storage	120	192	12	127	14	36	1652	1038	599	206	1749	621	9958	8082
7101	Communication services	425	1439	74	1381	182	106	1032	528	645	229	1133	2461	6256	918
7301	Banking	907	1195	109	1625	207	187	1542	786	1599	275	1046	1951	4624	6618
7302	Non-bank finance	189	232	34	449	43	42	326	129	344	111	524	1373	2704	1003
7303	Financial asset investors	-4	-6	-1	-7	-1	-1	-9	-6	-10	-2	-5	-10	-20	-52
7401	Insurance	30	118	6	106	21	8	778	267	438	78	758	997	8719	3093
7501	Services to finance, investment and insurance	27	81	4	19	3	3	192	96	94	38	364	243	3462	1217
7701	Ownership of dwellings	0	0	0	0	0	0	0	0	0	0	0	0	0	0
7702	Other property services	32	71	14	0	1	0	380	625	147	51	385	408	952	481
7801	Scientific research, technical and computer services	761	2715	84	2040	248	137	1657	1114	1146	221	1383	3448	12207	1729
7802	Legal, accounting ... management services	3072	1716	98	1544	169	82	833	626	585	101	1026	1213	7033	572
7803	Other business services	68	106	24	896	105	58	617	256	306	77	1136	1446	6067	426
8101	Government administration	72	215	8	0	1	4	686	461	294	122	1227	766	13054	5230
8201	Defence	0	0	0	0	0	0	0	0	0	0	0	0	0	0
8401	Education	6	10	0	0	0	0	11	22	12	5	13	4	6	22
8601	Health services	2	14	1	870	219	0	124	11	667	4	39	38	5438	119
8701	Community services	0	7	1	0	0	0	3	0	0	6	0	0	1	24
9101	Motion picture, radio and television services	102	324	8	159	30	0	27	5	49	0	180	47	876	35
9201	Libraries, museums and the arts	1	1	0	57	1	1	6	5	4	0	23	34	13903	23
9301	Sport, gambling and recreational services	0	1	0	5	1	0	0	0	0	0	0	0	480	0
9501	Personal services	15	115	3	130	19	6	108	3	63	0	112	152	756	16
9601	Other services	99	99	28	1090	146	88	1006	407	606	199	803	1857	6095	992
PIG00	<b>Total intermediate usage</b>	45380	37669	3545	57613	7664	16632	103989	69173	103983	13829	52671	64794	176211	652875
PIG10	Wages, salaries and supplements	19424	19916	2184	35062	5424	3902	43525	22623	50075	5214	23727	61300	131706	36906
PIG20	Gross operating surplus	5067	9832	973	11274	1269	661	32163	6507	19574	6552	15083	25847	106317	87269
PIG30	Net Commodity taxes	783	367	6	-325	68	169	1578	1288	471	267	3800	6297	8450	12293
PIG40	Net Indirect taxes nec	575	1479	38	438	170	229	2014	1563	885	309	1984	3292	9115	6919
PIG50	Sales by final buyers	0	220	0	0	0	0	0	0	0	482	0	0	0	0
PICIMP	Complementary imports cif	206	243	22	354	42	62	529	313	498	74	311	527	1240	3149
PIIIMP	Competing imports cif + duty	12661	29362	2090	40298	2686	3529	32390	26178	27972	3348	29488	56572	74107	479757
PIG90	<b>Western Australian production</b>	84094	99087	8857	144714	17324	25183	216188	127644	203457	30075	127064	218628	507145	1279168

(continued on next page)

TABLE A1 continued ...

THE WA 111-SECTOR I-O TABLE: 1992/93 (\$'000)

Direct Allocation of Competing Imports

INPUT-OUTPUT CODE		2502	2503	2504	2506	2505+2508	2509	2510	2601	2602	2603	2604	2605	2606	2701	2702
USAGE		Fertilisers	Other basic chemicals	Paints	Soap and other detergents	Medicinal & pharmaceutical products; pesticides & other chemical products	Rubber products	Plastic products	Glass and glass products	Ceramic products	Cement and lime	Concrete slurry	Plaster and other concrete products	Other non-metallic mineral products	Iron and steel	Basic non-ferrous metal and products
SUPPLY																
01011	Sheep meat	40	0	0	0	0	0	0	0	0	0	0	0	0	0	0
01012	Sheep wool	78	0	0	0	0	0	0	0	0	0	0	0	0	0	0
01021	Grain cereals	0	0	0	307	4	0	0	0	0	0	0	0	0	0	0
01022	Grain pulses & oilseeds	0	0	0	38	1	0	0	0	0	0	0	0	0	0	0
0103	Beef cattle	429	0	0	0	0	0	0	0	0	0	0	0	0	0	0
0104	Dairy cattle	0	0	0	0	0	0	0	0	0	0	0	0	0	0	0
0105	Pigs	78	0	0	0	0	0	0	0	0	0	0	0	0	0	0
0106	Poultry	99	1	0	0	0	0	0	0	0	0	0	0	0	0	0
01071	Horticulture	3	10	0	11	2	8	704	0	0	0	0	3	31	10	1
01072	New industries and Other agriculture	7	20	0	23	3	16	1439	0	0	0	0	5	63	20	14
0200	Services to agriculture; hunting and trapping	24	1537	5	23	15	0	0	0	0	0	0	0	0	0	0
0300	Forestry and logging	1	92	2	2	28	2	122	37	259	238	37	30	35	53	196
0400	Commercial fishing	4	3	0	0	0	0	1	58	2	4	0	1	1	1	1
1101	Coal	17	1632	2	9	66	15	32	78	401	1525	1	56	67	3954	998
1102	Oil and gas	72	2566	2	8	77	15	44	112	1669	121	3	146	275	193	267
1301	Iron ores	3	8	0	0	2	0	4	2	8	4	11	7	12	13450	43
1302	Non-ferrous metal ores	4	68	0	0	101	0	1	40	5	1	4	103	389	490	45141
1400	Other mining	1392	2894	18	6	190	9	48	1161	3161	1747	37951	12028	10014	2189	314
1500	Services to mining	0	0	0	0	0	0	0	0	0	0	0	0	0	0	0
2101	Meat and meat products	7890	1404	1	619	337	2	18	2	5	9	0	3	3	10	4
2102	Dairy products	35	54	4	15	43	3	56	8	17	31	0	18	5	45	20
2103	Fruit and vegetable products	3	2	0	29	1	0	6	1	1	4	0	1	1	2	2
2104	Oils and fats	1	2054	242	454	886	0	19	0	0	0	0	0	2	1	2
2105	Flour mill products and cereal foods	391	416	0	1	118	0	3	1	11	1	1	4	3	6	10
2106	Bakery products	7	16	0	2	2	3	21	3	7	4	0	3	2	6	1
2107	Confectionery	0	0	0	0	0	0	0	0	0	0	0	0	0	0	0
2108	Other food products	29	621	1	7	135	4	29	2	21	10	2	10	7	14	1
2109	Soft drinks, cordials and syrups	19	26	2	14	53	2	12	2	9	10	0	6	3	10	30
2110	Beer and malt	7	5	0	1	1	0	1	1	3	6	0	2	1	8	36
2111	Wine and spirits	9	79	1	2	3	1	6	4	4	13	0	4	2	6	4
2201	Wool scouring	0	0	0	0	0	0	0	1	0	0	0	0	0	2	1
2202	Textile fibres, yarns and woven fabrics	4	4	0	1	17	483	1318	7	1	0	1	9	58	37	11
2203	Textile products	11	19	0	1	6	46	881	14	3	4	0	27	41	600	105
2204	Knitting mill products	0	1	0	0	0	2	25	0	0	0	0	4	9	5	1
2205	Clothing	3	110	1	1	3	26	20	4	5	5	2	4	1	68	5
2206	Footwear	0	1	0	0	1	14	8	1	0	2	0	3	1	24	2
2207	Leather and leather products	203	4	0	0	15	30	0	0	0	0	0	0	0	2	2
2301	Sawmill products	15	39	1	1	48	1	361	22	41	0	0	27	38	73	48
2302	Plywood, veneer and fabricated wood	0	0	0	0	139	0	413	1	2	0	0	40	182	347	3
2303	Other wood products	15	83	0	0	230	13	82	149	166	1	1	135	48	21	14
2304	Pulp, paper and paperboard	2	393	4	29	29	4	52	18	10	3	0	191	166	17	25

(continued on next page)

TABLE A1 continued ...

THE WA 111-SECTOR I-O TABLE: 1992/93 (\$'000)

Direct Allocation of Competing Imports

INPUT-OUTPUT CODE		INPUT-OUTPUT CODE														
		2502	2503	2504	2506	2505+2508	2509	2510	2601	2602	2603	2604	2605	2606	2701	2702
USAGE		Fertilisers	Other basic chemicals	Paints	Soap and other detergents	Medicinal & pharmaceutical products; pesticides & other chemical products	Rubber products	Plastic products	Glass and glass products	Ceramic products	Cement and lime	Concrete slurry	Plaster and other concrete products	Other non-metallic mineral products	Iron and steel	Basic non-ferrous metal and products
SUPPLY																
2305+2306	Paperboard containers; ... other paper products	100	361	11	531	1620	35	2439	129	245	2614	42	188	439	25	51
2401	Printing and services to printing	115	833	164	115	1330	1152	934	271	238	66	207	509	61	407	364
2402	Publishing; recorded media and publishing	552	2405	90	41	69	2226	2084	225	235	64	740	134	184	245	449
2501	Petroleum and coal products	1392	9632	84	70	539	176	473	258	2117	2686	678	1008	642	2559	53775
2502	Fertilisers	11783	1837	48	39	597	11	65	13	506	0	1	3	9	302	362
2503	Other basic chemicals	2994	42675	1498	2185	3138	1221	34967	2225	2285	86	18	786	2706	1388	13811
2504	Paints	2	13	388	1	92	0	170	24	20	0	0	4	6	904	8
2506	Soap and other detergents	3	33	3	162	107	1	18	3	10	0	1	5	4	19	7
2505+2508	Medicinal & pharmaceutical ... chemical products	2944	4311	16	278	34890	16	1738	24	499	2	34	247	344	200	365
2509	Rubber products	3	7	1	2	24	2611	187	3	4	1	0	39	10	119	8
2510	Plastic products	900	1987	39	1585	6385	226	16470	258	232	88	4	126	747	692	1538
2601	Glass and glass products	0	438	0	34	1581	0	408	3667	0	0	0	26	77	6	2
2602	Ceramic products	0	1	0	0	1	0	9	5	6402	1	1	6	5	3034	1820
2603	Cement and lime	2	1634	0	0	77	0	32	1	975	1602	25388	16263	2723	118	24
2604	Concrete slurry	19	8	0	0	1	0	3	8	16	3	177	1682	18	8	8
2605	Plaster and other concrete products	1	3	0	0	2	0	2	3	1323	0	1881	5496	1917	16	39
2606	Other non-metallic mineral products	43	45	13	3	77	1	1354	543	3304	1251	227	1650	4342	938	1380
2701	Iron and steel	42	1028	2	1	882	38	191	26	9	206	243	2067	50	47539	1487
2702	Basic non-ferrous metal and products	1578	7656	321	5	396	15	2201	77	1204	0	0	15	207	22002	179009
2703	Structural metal products	19	60	0	2	33	0	102	61	31	2	607	6978	2980	365	88
2704	Sheet metal products	13	471	126	79	2592	1	118	5	110	16	0	50	31	271	45
2705	Fabricated metal products	492	918	3	19	4819	118	1300	146	396	56	5	212	134	1491	1873
2801	Motor vehicles and parts; other transport equipment	1	5	0	1	8	1	25	17	2	1	0	7	1	47	25
2802	Ships and boats	49	72	1	1	3	1	21	7	51	61	0	12	8	36	91
Z	Railway equipment	0	3	0	0	0	0	2	0	1	0	0	2	4	11	2
2804	Aircraft	0	0	0	0	0	0	0	0	0	0	0	0	0	3	2
2805	Photographic and scientific equipment	4	16	1	1	1	5	9	2	5	8	0	1	1	18	10
2806	Electronic equipment	8	25	3	1	6	1	20	8	13	21	0	5	5	50	19
2807	Household appliances	1	2	0	1	14	1	75	0	1	0	0	2	2	7	3
2808	Other electrical equipment	4	26	3	7	19	4	43	89	9	20	0	8	5	477	38
2809	Agricultural machinery	0	5	0	0	3	0	7	4	2	0	0	6	0	19	7
2810	Mining & construction machinery ... equipment	60	98	2	2	8	2	33	13	50	83	0	37	23	81	355
2811	Other machinery and equipment	47	169	14	29	46	26	234	199	87	93	0	178	43	218	214
2901	Prefabricated buildings	1	4	0	0	1	0	9	1	2	0	2	7	4	41	30
2902	Furniture	4	54	1	1	18	3	123	57	27	4	0	26	21	24	23
2903	Other manufacturing	33	382	10	27	254	8	547	33	110	17	1	103	42	270	2066
3601	Electricity supply	1313	5897	35	106	1212	331	3070	1262	3887	2593	725	1162	1671	2233	51070
3602	Gas supply	2552	1816	10	45	369	90	325	2399	5334	2802	3	829	1363	1110	16158
3701	Water supply; sewerage and drainage services	1984	260	6	1	31	45	4	31	17	154	2	32	124	784	2845
4101	Residential building construction	1	6	0	1	10	4	4	3	5	3	1	3	1	15	13

(continued on next page)



TABLE A1 continued ...

THE WA 111-SECTOR I-O TABLE: 1992/93 (\$'000)

Direct Allocation of Competing Imports

INPUT-OUTPUT CODE		2502	2503	2504	2506	2505+2508	2509	2510	2601	2602	2603	2604	2605	2606	2701	2702
USAGE		Fertilisers	Other basic chemicals	Paints	Soap and other detergents	Medicinal & pharmaceutical products; pesticides & other chemical products	Rubber products	Plastic products	Glass and glass products	Ceramic products	Cement and lime	Concrete slurry	Plaster and other concrete products	Other non-metallic mineral products	Iron and steel	Basic non-ferrous metal and products
SUPPLY																
4102	Other construction	48	74	3	6	29	14	45	21	62	69	235	144	218	107	299
4501+(5401-2)/2	Wholesale trade + repairs	5605	12528	442	1205	13267	1689	9851	2268	3274	1886	1581	3224	3142	8292	41973
5101+(5401-2)/2	Retail trade + repairs	265	2049	27	151	175	45	648	181	728	471	40	626	378	498	739
5701	Accommodation, cafes and restaurants	556	2360	72	192	153	101	1189	176	1092	392	2	277	259	751	3897
6101	Road transport	5203	3723	103	238	2123	281	1863	1231	3260	1257	37369	14290	9657	4939	25561
6201	Rail, pipeline and other transport	298	428	12	29	96	19	98	46	189	156	1130	691	185	3323	8422
6301	Water transport	772	279	4	5	43	7	54	20	79	27	195	118	102	1905	21869
6401	Air and space transport	96	710	35	98	294	87	541	100	275	138	10	104	68	324	727
6601	Services to transport; storage	1706	2405	67	58	221	71	621	253	758	1292	60	1184	380	1857	3320
7101	Communication services	427	2646	122	224	3443	1322	1730	202	1159	271	746	2218	344	999	3081
7301	Banking	805	2624	122	279	2211	753	2051	516	1330	709	1290	1386	609	2760	12047
7302	Non-bank finance	208	775	31	55	433	91	632	130	155	102	189	211	97	1038	1759
7303	Financial asset investors	-6	-14	-1	-1	-3	-2	-10	-3	-9	-4	-8	-8	-5	-13	18392
7401	Insurance	267	958	26	41	326	50	427	230	439	212	250	427	106	4078	7434
7501	Services to finance, investment and insurance	169	473	13	20	39	18	170	34	92	134	19	95	30	393	356
7701	Ownership of dwellings	0	0	0	0	0	0	0	0	0	0	0	0	0	0	0
7702	Other property services	192	535	12	2	59	47	254	166	307	431	5	84	82	13710	62574
7801	Scientific research, technical and computer services	1215	3472	158	510	6532	2246	2850	976	3252	1561	919	2004	903	1363	10785
7802	Legal, accounting ... management services	371	1630	538	337	4495	1816	1366	716	4735	1590	510	2678	5076	2722	10598
7803	Other business services	199	1345	11	196	2450	986	945	169	164	32	290	630	48	391	213
8101	Government administration	532	1555	39	57	76	46	514	88	397	450	6	279	110	1275	1431
8201	Defence	0	0	0	0	0	0	0	0	0	0	0	0	0	0	0
8401	Education	4	26	2	3	4	2	107	4	19	19	0	6	10	2	8
8601	Health services	63	80	15	2	3007	4	21	5	21	4	0	34	99	14	19
8701	Community services	1	0	0	2	1	0	0	0	5	3	0	18	0	26	0
9101	Motion picture, radio and television services	19	37	101	170	1390	386	111	248	120	16	1	77	20	148	89
9201	Libraries, museums and the arts	4	14	0	5	30	13	11	2	115	1	4	5	1	5	27
9301	Sport, gambling and recreational services	1	66	0	14	0	71	31	1	0	0	0	0	3	17	0
9501	Personal services	11	201	11	39	427	197	193	26	57	27	1	71	21	27	47
9601	Other services	529	2074	25	183	2647	1041	1367	26	549	344	668	1869	242	121	1099
PIG00	<b>Total intermediate usage</b>	59512	142412	5179	11098	107776	20470	103222	21664	58202	29943	114514	85525	54599	160825	1033454
PIG10	Wages, salaries and supplements	14268	39819	1947	2829	30756	9412	46947	11486	50619	8926	14538	35026	24490	44343	297717
PIG20	Gross operating surplus	16591	45740	2310	3324	26742	3898	31489	9816	32919	19212	2822	36978	19034	26307	338613
PIG30	Net Commodity taxes	5755	3046	237	232	1663	422	1239	656	3937	1871	472	1163	1504	1563	41421
PIG40	Net Indirect taxes nec	1716	3476	174	291	318	632	3339	763	4133	661	1169	2617	2413	3641	14521
PIG50	Sales by final buyers	0	0	0	0	0	14	0	220	0	0	0	0	54	4744	154869
PICIMP	Complementary imports cif	10607	744	152	55	497	1594	556	127	469	168	343	437	318	645	6305
PIIMP	Competing imports cif + duty	40470	68827	2618	4342	35215	4471	40307	7248	41342	8010	5613	16807	27488	21087	680077
PIG90	<b>Western Australian production</b>	148917	304064	12617	22171	202966	40914	227099	51980	191621	68792	139471	178553	129901	263156	2566977

(continued on next page)

TABLE A1 continued ...

THE WA 111-SECTOR I-O TABLE: 1992/93 (\$'000)

Direct Allocation of Competing Imports

INPUT-OUTPUT CODE		INPUT-OUTPUT CODE	2703	2704	2705	2801	2802	2803	2804	2805	2806	2807	2808	2809	2810
		USAGE	Structural metal products	Sheet metal products	Fabricated metal products	Motor vehicles and parts; other transport equipment	Ships and boats	Railway equipment	Aircraft	Photographic and scientific equipment	Electronic equipment	Household appliances	Other electrical equipment	Agricultural machinery	Mining and construction machinery; lifting and material handling equip.
<b>SUPPLY</b>															
01011	Sheep meat		0	0	0	0	0	0	0	0	0	0	0	0	0
01012	Sheep wool		0	0	0	0	0	0	0	0	0	0	0	0	0
01021	Grain cereals		0	0	1	0	0	0	0	0	0	0	0	0	0
01022	Grain pulses & oilseeds		0	0	0	0	0	0	0	0	0	0	0	0	0
0103	Beef cattle		0	0	0	0	0	0	0	0	0	0	0	0	0
0104	Dairy cattle		0	0	0	0	0	0	0	0	0	0	0	0	0
0105	Pigs		0	0	0	0	0	0	0	0	0	0	0	0	0
0106	Poultry		0	0	0	3	0	0	0	0	0	0	0	0	0
01071	Horticulture		3	8	54	34	0	0	0	4	1	0	2	0	0
01072	New industries and Other agriculture		7	17	111	69	0	0	0	8	2	1	4	0	1
0200	Services to agriculture; hunting and trapping		0	0	2	0	0	0	0	4	37	0	242	0	0
0300	Forestry and logging		8	6	27	64	10	2	3	2	3	4	3	5	5
0400	Commercial fishing		2	3	20	1	8	0	3	1	0	0	0	0	1
1101	Coal		22	24	213	138	50	6	11	10	11	11	14	9	15
1102	Oil and gas		85	51	346	165	229	13	10	10	11	11	14	17	47
1301	Iron ores		2795	1	1638	15	1	0	1	0	1	0	1	0	1
1302	Non-ferrous metal ores		23	6	64	33	20	0	0	2	12	0	23	0	1
1400	Other mining		893	40	331	51	75	5	0	327	15	2	47	2	137
1500	Services to mining		0	0	0	0	0	0	0	0	0	0	0	0	0
2101	Meat and meat products		42	56	58	53	27	0	28	1	2	2	8	1	6
2102	Dairy products		43	110	28	152	68	0	54	5	6	5	10	3	16
2103	Fruit and vegetable products		2	5	1	21	5	0	5	0	0	0	0	0	1
2104	Oils and fats		1	1	4	4	1	0	0	0	0	0	0	0	1
2105	Flour mill products and cereal foods		1	3	17	12	1	0	2	33	3	0	0	0	0
2106	Bakery products		13	2	9	86	10	0	17	0	2	1	2	0	5
2107	Confectionery		0	0	0	5	0	0	0	0	0	0	0	0	0
2108	Other food products		18	5	34	96	9	4	5	22	5	3	5	3	9
2109	Soft drinks, cordials and syrups		21	28	8	164	35	0	9	2	2	1	2	1	6
2110	Beer and malt		3	5	2	24	14	0	24	0	0	0	1	1	2
2111	Wine and spirits		3	11	5	14	16	2	19	1	1	1	2	0	2
2201	Wool scouring		0	0	0	2	0	0	0	0	0	0	0	0	0
2202	Textile fibres, yarns and woven fabrics		248	204	372	385	153	5	29	19	22	60	52	7	9
2203	Textile products		234	365	398	285	532	53	8	17	22	4	100	9	22
2204	Knitting mill products		1	23	1	2	1	0	1	0	0	0	0	0	0
2205	Clothing		537	380	221	58	100	0	14	2	6	246	5	24	3
2206	Footwear		1	11	4	35	4	0	2	1	4	8	2	2	6
2207	Leather and leather products		0	0	7	44	1	0	0	29	0	0	0	1	0
2301	Sawmill products		1327	107	166	83	702	3	0	6	61	6	33	19	36
2302	Plywood, veneer and fabricated wood		988	631	115	1036	1887	1	0	3	23	2	15	1	14
2303	Other wood products		524	1118	978	139	7322	180	7	14	51	34	92	97	116
2304	Pulp, paper and paperboard		26	13	23	71	10	0	15	8	47	2	92	1	7

(continued on next page)



TABLE A1 continued ...

THE WA 111-SECTOR I-O TABLE: 1992/93 (\$'000)

Direct Allocation of Competing Imports

INPUT-OUTPUT CODE		2703	2704	2705	2801	2802	2803	2804	2805	2806	2807	2808	2809	2810
USAGE		Structural metal products	Sheet metal products	Fabricated metal products	Motor vehicles and parts; other transport equipment	Ships and boats	Railway equipment	Aircraft	Photographic and scientific equipment	Electronic equipment	Household appliances	Other electrical equipment	Agricultural machinery	Mining and construction machinery; lifting and material handling equip.
SUPPLY														
2305+2306	Paperboard containers; ... other paper products	192	633	802	526	185	2	104	298	358	695	133	90	68
2401	Printing and services to printing	775	548	933	3046	109	40	152	166	553	579	389	192	236
2402	Publishing; recorded media and publishing	3628	495	355	4663	778	2	325	265	879	652	525	344	584
2501	Petroleum and coal products	873	640	909	560	1221	48	90	29	84	42	173	88	398
2502	Fertilisers	2	7	258	7	28	7	54	2	4	0	25	1	6
2503	Other basic chemicals	1055	1215	2047	2464	1458	79	128	356	614	411	2901	140	263
2504	Paints	13	191	279	1257	779	4	289	10	19	236	107	26	82
2506	Soap and other detergents	2	4	16	12	8	10	6	5	29	1	275	0	2
2505+2508	Medicinal & pharmaceutical ... chemical products	35	110	741	91	101	11	52	262	52	65	48	18	22
2509	Rubber products	10	181	182	4014	134	14	9	16	81	306	51	62	305
2510	Plastic products	1295	1773	1184	3116	269	15	93	1260	3431	1220	1121	1441	1031
2601	Glass and glass products	2550	135	88	2451	209	6	3	6	13	289	42	34	24
2602	Ceramic products	537	2	427	24	2	3	0	15	64	27	332	4	228
2603	Cement and lime	112	0	35	35	2	2	3	3	4	0	0	0	9
2604	Concrete slurry	7	0	2	7	0	0	0	0	0	0	0	0	2
2605	Plaster and other concrete products	959	2	10	30	17	1	0	0	0	0	1	0	2
2606	Other non-metallic mineral products	304	461	209	1535	833	39	129	57	106	559	77	95	555
2701	Iron and steel	16035	17844	13467	31214	3651	540	193	348	1205	4924	2760	2496	9718
2702	Basic non-ferrous metal and products	22787	21557	11392	8623	5531	63	119	249	1420	529	6751	362	3299
2703	Structural metal products	88396	1760	11316	716	1951	15418	80	87	379	30	1457	745	2312
2704	Sheet metal products	417	5349	634	1586	77	114	1644	38	207	259	819	78	1323
2705	Fabricated metal products	19769	8660	15962	7309	11492	229	3072	167	344	638	839	261	1263
2801	Motor vehicles and parts; other transport equipment	39	59	33	35554	23	1	8	7	53	248	73	198	185
2802	Ships and boats	34	8	64	98	1617	13	24	3	9	3	7	5	17
Z	Railway equipment	36	36	44	236	11	3029	9	4	24	45	7	13	63
2804	Aircraft	0	0	0	3	0	0	1424	0	0	0	0	0	0
2805	Photographic and scientific equipment	7	16	14	45	1861	3	28	275	671	31	179	3	23
2806	Electronic equipment	64	49	78	237	194	14	41	1039	8635	306	696	25	141
2807	Household appliances	11	6	20	579	476	5	7	10	72	1656	37	135	50
2808	Other electrical equipment	184	147	186	751	635	61	69	312	2318	2828	6089	217	691
2809	Agricultural machinery	21	54	322	199	42	3	13	2	7	132	11	227	217
2810	Mining & construction machinery ... equipment	122	93	72	181	2913	50	10	26	142	15	22	21	4197
2811	Other machinery and equipment	469	383	528	939	1991	341	61	34	205	154	435	570	1452
2901	Prefabricated buildings	1923	353	487	252	39	15	8	1	5	4	15	8	60
2902	Furniture	1852	1344	187	985	241	19	31	7	45	12	28	30	55
2903	Other manufacturing	87	481	184	909	40	13	725	41	90	53	372	47	723
3601	Electricity supply	763	831	1750	2064	369	144	400	166	420	270	485	245	593
3602	Gas supply	68	252	791	732	24	7	60	28	53	146	114	45	48
3701	Water supply; sewerage and drainage services	6	4	182	102	417	8	1081	9	36	0	8	2	38
4101	Residential building construction	8	6	20	16	3	0	10	2	2	1	1	1	5

(continued on next page)



TABLE A1 continued ...

THE WA 111-SECTOR I-O TABLE: 1992/93 (\$'000)

Direct Allocation of Competing Imports

INPUT-OUTPUT CODE		INPUT-OUTPUT CODE	USAGE	2703	2704	2705	2801	2802	2803	2804	2805	2806	2807	2808	2809	2810
				Structural metal products	Sheet metal products	Fabricated metal products	Motor vehicles and parts; other transport equipment	Ships and boats	Railway equipment	Aircraft	Photographic and scientific equipment	Electronic equipment	Household appliances	Other electrical equipment	Agricultural machinery	Mining and construction machinery; lifting and material handling equip.
SUPPLY																
4102	Other construction			58	50	52	100	322	6	3	3	15	9	8	18	37
4501+(5401-2)/2	Wholesale trade + repairs			14562	5600	6375	14414	12463	1793	1609	2609	14771	3231	4445	2450	11079
5101+(5401-2)/2	Retail trade + repairs			955	1997	1951	930	1754	11	20	995	292	128	485	78	1211
5701	Accommodation, cafes and restaurants			1328	1598	929	2614	1541	36	635	67	228	193	368	47	564
6101	Road transport			6555	2504	2453	3044	2288	358	214	219	933	596	840	326	1961
6201	Rail, pipeline and other transport			920	635	648	564	190	22	7	13	72	70	164	61	324
6301	Water transport			558	86	299	82	73	24	4	4	13	15	22	12	63
6401	Air and space transport			432	336	178	1435	580	16	328	72	325	143	169	50	292
6601	Services to transport; storage			885	1095	675	2518	1230	79	69	55	197	93	190	49	333
7101	Communication services			2861	1913	2726	4010	420	166	260	267	801	541	576	309	1036
7301	Banking			3760	2481	2557	5503	2137	365	298	345	1013	616	713	446	1377
7302	Non-bank finance			772	855	959	2571	392	236	218	113	405	148	205	81	314
7303	Financial asset investors			-29	-13	-12	-24	-20	-2	-2	-2	-5	-3	-3	-2	-9
7401	Insurance			708	653	1048	6225	258	226	282	50	195	54	162	182	365
7501	Services to finance, investment and insurance			255	451	228	882	354	5	150	12	43	22	59	13	106
7701	Ownership of dwellings			0	0	0	0	0	0	0	0	0	0	0	0	0
7702	Other property services			385	471	2324	19389	1177	4	89	43	69	11	40	11	179
7801	Scientific research, technical and computer services			5416	2676	4205	6276	805	103	328	384	1460	754	938	526	1732
7802	Legal, accounting ... management services			2353	1421	2596	4234	262	106	171	226	753	531	463	259	742
7803	Other business services			1329	977	2077	2717	237	1	613	223	541	312	342	171	630
8101	Government administration			963	1451	693	2900	1684	55	39	16	110	51	181	25	367
8201	Defence			0	0	0	0	0	0	0	0	0	0	0	0	0
8401	Education			45	5	2	1	80	0	21	0	2	0	1	0	5
8601	Health services			43	9	23	1003	25	0	32	2	11	4	54	1	14
8701	Community services			0	0	5	0	4	0	0	1	0	3	0	1	1
9101	Motion picture, radio and television services			81	210	317	1477	70	1	53	17	124	198	16	27	32
9201	Libraries, museums and the arts			24	13	16	35	10	0	2	2	10	3	4	2	15
9301	Sport, gambling and recreational services			1	0	21	21	0	0	0	0	0	3	0	0	1
9501	Personal services			175	203	208	603	79	0	33	40	139	74	56	34	69
9601	Other services			3398	1522	2079	3421	659	75	208	211	634	437	446	258	861
PIG00	Total intermediate usage			222112	98128	107100	207460	80096	24337	16510	12127	46134	26011	39118	13906	54456
PIG10	Wages, salaries and supplements			111857	44582	58744	67365	51484	11689	17284	10387	23510	12654	17847	10497	50118
PIG20	Gross operating surplus			66479	28973	26322	18411	18559	3736	-2672	5498	19641	7534	10311	3555	11304
PIG30	Net Commodity taxes			2283	1718	1622	3701	3161	224	484	597	1681	1874	908	602	2106
PIG40	Net Indirect taxes nec			5800	2776	3167	3013	2938	380	568	482	1256	725	1164	565	2913
PIG50	Sales by final buyers			0	1293	0	317	0	426	0	0	0	0	9	36	517
PICIMP	Complementary imports cif			1347	552	570	1017	705	111	94	88	311	155	200	102	448
PIIMP	Competing imports cif + duty			140269	47251	35265	110056	130972	4536	5898	6657	34569	14295	11921	12311	60938
PIG90	Western Australian production			550146	225274	232790	411339	287914	45438	38167	35835	127102	63249	81479	41575	182800

(continued on next page)

TABLE A1 continued ...

THE WA 111-SECTOR I-O TABLE: 1992/93 (\$'000)

Direct Allocation of Competing Imports

INPUT-OUTPUT CODE		2811	2901	2902	2903	3601	3602	3701	4101	4102	4501+(5401-2)/2	5101+(5401-2)/2	5701
USAGE		Other machinery and equipment	Prefabricated buildings	Furniture	Other manufacturing	Electricity supply	Gas supply	Water supply; sewerage and drainage services	Residential building construction	Other construction	Wholesale trade + repairs	Retail trade + repairs	Accommodation, cafes and restaurants
SUPPLY													
01011	Sheep meat	0	0	0	0	0	0	0	0	0	0	0	0
01012	Sheep wool	0	0	0	0	0	0	0	0	0	0	0	0
01021	Grain cereals	0	0	0	11	0	0	0	0	1	0	0	0
01022	Grain pulses & oilseeds	0	0	0	1	0	0	0	0	0	0	0	0
0103	Beef cattle	0	0	0	0	0	0	0	0	0	0	0	0
0104	Dairy cattle	0	0	0	0	0	0	0	0	0	0	0	0
0105	Pigs	0	0	0	0	0	0	0	0	0	0	0	0
0106	Poultry	0	0	0	0	0	0	0	0	0	0	0	1226
01071	Horticulture	1	0	159	101	3	0	17	48	56	88	131	7521
01072	New industries and Other agriculture	2	1	325	207	6	0	35	98	115	180	269	15369
0200	Services to agriculture; hunting and trapping	0	0	3340	0	0	0	0	0	0	0	0	0
0300	Forestry and logging	9	1	37	27	27	0	4	7	1117	5	9	10
0400	Commercial fishing	1	0	2	7	0	0	10	0	0	16	9	43920
1101	Coal	25	2	10	87	34857	0	4	72	52	61	138	164
1102	Oil and gas	60	10	28	230	8	60041	17	161	236	175	375	457
1301	Iron ores	1	289	2	2	738	0	44	73	155	78	106	74
1302	Non-ferrous metal ores	1	3	2	7	99	1	9	148	431	114	143	111
1400	Other mining	288	92	10	13107	3	1	1744	3964	39811	69	73	862
1500	Services to mining	0	0	0	0	0	0	0	0	0	0	0	0
2101	Meat and meat products	4	5	663	34	4	1	31	248	873	481	1381	72535
2102	Dairy products	21	4	47	27	42	4	165	648	437	749	1171	14646
2103	Fruit and vegetable products	1	0	2	3	1	0	8	26	18	30	61	5887
2104	Oils and fats	1	0	41	0	1	0	4	9	14	94	71	3693
2105	Flour mill products and cereal foods	1	0	1	1	35	0	8	21	20	24	28	8578
2106	Bakery products	7	1	3	9	16	2	72	32	31	307	430	10320
2107	Confectionery	0	0	0	0	0	0	1	3	2	4	17	3
2108	Other food products	14	2	7	71	10	1	8	47	52	109	170	4162
2109	Soft drinks, cordials and syrups	7	3	18	17	48	17	77	73	164	325	765	309
2110	Beer and malt	1	0	3	8	0	0	0	85	113	181	110	57
2111	Wine and spirits	3	0	4	2	1	1	20	28	13	156	43	15
2201	Wool scouring	0	0	0	0	0	0	0	13	21	568	12	6
2202	Textile fibres, yarns and woven fabrics	21	23	3187	324	2	1	2	29	43	54	36	2385
2203	Textile products	44	48	569	79	9	27	26	1593	3895	640	660	3952
2204	Knitting mill products	0	0	6	3	0	0	1	3	2	6	9	28
2205	Clothing	4	42	343	27	15	3	22	59	60	169	333	249
2206	Footwear	16	0	9	3	4	1	3	67	56	331	173	10
2207	Leather and leather products	0	0	603	572	0	0	0	6	6	175	627	5
2301	Sawmill products	71	3349	18538	495	12	1	46	41622	14985	351	1853	23
2302	Plywood, veneer and fabricated wood	30	1384	20662	301	0	0	9	3605	3250	28	57	418
2303	Other wood products	215	336	3009	412	38	16	953	71555	20901	6415	8799	250
2304	Pulp, paper and paperboard	18	4	9	9	4	0	7	43	15	30	147	25

(continued on next page)

TABLE A1 continued ...

THE WA 111-SECTOR I-O TABLE: 1992/93 (\$'000)

Direct Allocation of Competing Imports

INPUT-OUTPUT CODE USAGES		2811	2901	2902	2903	3601	3602	3701	4101	4102	4501+(5401-2)/2	5101+(5401-2)/2	5701
		Other machinery and equipment	Prefabricated buildings	Furniture	Other manufacturing	Electricity supply	Gas supply	Water supply; sewerage and drainage services	Residential building construction	Other construction	Wholesale trade + repairs	Retail trade + repairs	Accommodation, cafes and restaurants
SUPPLY													
2305+2306	Paperboard containers; ... other paper products	159	19	405	457	192	22	182	150	289	7969	8926	2870
2401	Printing and services to printing	233	71	479	378	127	163	263	438	597	17115	39275	3798
2402	Publishing; recorded media and publishing	159	418	2380	1305	73	70	521	851	1442	20586	61004	9943
2501	Petroleum and coal products	478	103	598	408	8942	406	16139	6553	17696	23940	20668	1879
2502	Fertilisers	14	0	4	25	19	0	199	65	199	157	53	61
2503	Other basic chemicals	622	106	1029	946	623	188	3425	1598	3023	501	281	401
2504	Paints	149	12	219	237	51	0	236	2079	720	206	143	157
2506	Soap and other detergents	4	0	29	2	22	2	8	34	26	88	59	1351
2505+2508	Medicinal & pharmaceutical ... chemical products	51	17	541	75	49	17	51	1178	1216	341	170	161
2509	Rubber products	817	1	362	183	282	35	40	262	496	903	614	374
2510	Plastic products	2760	135	4909	2727	86	942	1331	3780	2878	6914	1890	6140
2601	Glass and glass products	60	215	562	197	55	2	20	625	3691	4127	1434	1008
2602	Ceramic products	466	68	2	3	200	0	314	62456	16770	47	42	923
2603	Cement and lime	21	9	5	107	982	306	2914	2247	640	18	9	4
2604	Concrete slurry	4	1	1	2	6	0	2	44132	87583	16	20	11
2605	Plaster and other concrete products	2	333	20	34	3789	0	1	70039	53814	497	144	55
2606	Other non-metallic mineral products	439	39	215	1179	21	4	1930	8968	17445	3618	305	25
2701	Iron and steel	12781	1268	5877	3053	248	40	275	11043	11628	973	98	20
2702	Basic non-ferrous metal and products	6110	2521	5342	3378	4	1	68	2270	8731	256	186	161
2703	Structural metal products	4930	9190	578	2101	851	2	2713	57973	117931	765	644	147
2704	Sheet metal products	1296	93	934	1077	27	82	251	6646	6412	684	5208	1235
2705	Fabricated metal products	2561	1679	3453	1837	165	167	3910	16380	22055	4421	3522	1206
2801	Motor vehicles and parts; other transport equipment	65	5	38	1188	20	7	23	350	535	31319	36817	176
2802	Ships and boats	29	5	20	32	7	1	92	176	300	1218	124	89
Z	Railway equipment	102	4	8	20	0	0	25	82	547	17	19	17
2804	Aircraft	0	0	0	0	3	0	0	9	7	12	7	54
2805	Photographic and scientific equipment	57	1	6	93	9	6	133	40	218	385	810	14
2806	Electronic equipment	359	6	24	61	46	19	284	486	20760	1015	2162	67
2807	Household appliances	107	1	36	24	1	1	6	7692	2026	84	117	78
2808	Other electrical equipment	1143	19	36	401	2270	13	121	4032	17278	998	2468	207
2809	Agricultural machinery	77	2	12	20	3	0	20	327	824	337	166	23
2810	Mining & construction machinery ... equipment	5097	15	63	32	184	40	118	2901	20215	2860	6079	199
2811	Other machinery and equipment	2329	49	152	267	196	23	813	1915	20057	4476	5834	1283
2901	Prefabricated buildings	33	222	115	53	2	0	324	606	1095	108	128	192
2902	Furniture	66	163	1688	239	2	2	106	1293	821	619	1472	1009
2903	Other manufacturing	691	13	310	1540	58	56	214	421	2951	3956	12060	1286
3601	Electricity supply	861	89	1138	689	503071	260	20370	1532	5837	17198	25475	26845
3602	Gas supply	81	6	75	74	18321	341	0	995	564	3381	605	5021
3701	Water supply; sewerage and drainage services	80	3	101	13	8879	887	0	1265	1137	4578	4912	9034
4101	Residential building construction	12	1	3	3	64	35	20	234	140	345	306	196

(continued on next page)



TABLE A1 continued ...

THE WA 111-SECTOR I-O TABLE: 1992/93 (\$'000)

Direct Allocation of Competing Imports

INPUT-OUTPUT CODE		2811	2901	2902	2903	3601	3602	3701	4101	4102	4501+(5401-2)/2	5101+(5401-2)/2	5701
USAGE		Other machinery and equipment	Prefabricated buildings	Furniture	Other manufacturing	Electricity supply	Gas supply	Water supply, sewerage and drainage services	Residential building construction	Other construction	Wholesale trade + repairs	Retail trade + repairs	Accommodation, cafes and restaurants
SUPPLY													
4102	Other construction	51	13	48	32	4477	107	771	1261	2246	2236	1544	27718
4501+(5401-2)/2	Wholesale trade + repairs	11019	2345	19389	8850	7630	1258	10822	59159	94226	102500	125615	38644
5101+(5401-2)/2	Retail trade + repairs	1763	190	2753	1556	2382	367	995	8645	13050	18601	69699	5668
5701	Accommodation, cafes and restaurants	1073	170	1115	738	571	366	2683	2549	9384	28343	15548	594
6101	Road transport	2241	1598	6644	1503	3406	209	3708	40251	77269	9887	13410	19915
6201	Rail, pipeline and other transport	394	87	382	152	18478	12328	192	829	1216	1002	794	2234
6301	Water transport	68	64	75	38	419	80	119	359	832	3327	204	228
6401	Air and space transport	533	42	377	320	637	467	1186	596	1693	20659	11664	1920
6601	Services to transport; storage	478	143	850	937	704	92	589	2597	26829	83248	10461	4207
7101	Communication services	1517	279	1542	1238	849	1062	3122	2345	2970	53056	96121	15101
7301	Banking	2487	721	2841	1263	12360	1455	10573	22107	41769	46466	49478	12626
7302	Non-bank finance	708	124	679	311	1901	574	2778	8403	14341	9293	8485	2944
7303	Financial asset investors	-13	-7	-16	-6	-66	-7	-30	-77	-261	-196	-159	-60
7401	Insurance	693	83	470	775	246	39	498	31044	32620	32395	42605	21432
7501	Services to finance, investment and insurance	206	31	213	141	323	31	848	2741	2795	4517	4634	1619
7701	Ownership of dwellings	0	0	0	0	0	0	0	0	0	0	0	0
7702	Other property services	309	52	146	1439	4870	2075	156	103254	185256	106785	115445	60537
7801	Scientific research, technical and computer services	1805	665	3081	1604	3642	899	3253	4439	69551	69551	50938	19397
7802	Legal, accounting ... management services	908	238	1636	969	3728	4831	7040	7412	14470	145483	315318	49071
7803	Other business services	1234	124	755	577	984	722	1411	2650	3092	9833	24937	23481
8101	Government administration	615	119	686	450	600	43	3961	8917	12537	9926	18244	876
8201	Defence	0	0	0	0	0	0	0	0	0	0	0	0
8401	Education	1	6	2	8	899	396	185	22	71	679	709	936
8601	Health services	16	69	14	82	19	2	188	330	718	893	1412	317
8701	Community services	3	0	0	2	0	0	0	7	10	103	113	42
9101	Motion picture, radio and television services	87	9	219	115	4	26	146	173	46	8656	15317	2760
9201	Libraries, museums and the arts	25	3	12	6	32	0	0	13	115	655	2084	16636
9301	Sport, gambling and recreational services	1	0	0	1	0	0	0	0	0	507	694	513
9501	Personal services	39	24	292	116	35	14	178	320	608	818	1677	2362
9601	Other services	911	406	1413	1042	330	187	811	858	1957	2962	7151	1910
PIG00	Total intermediate usage	75347	30103	129025	64900	655395	91883	116989	759713	1113449	951243	1266603	608614
PIG10	Wages, salaries and supplements	73589	12112	86198	23839	184238	20946	199201	177161	1347986	1289439	1306402	519217
PIG20	Gross operating surplus	27401	2754	19029	12347	600867	37269	322227	509007	772402	1109508	811268	228773
PIG30	Net Commodity taxes	3076	284	1850	2492	14838	703	15055	13668	39517	62339	70493	7075
PIG40	Net Indirect taxes nec	3601	496	2377	1060	2715	1159	-3976	19262	49723	133045	119858	16835
PIG50	Sales by final buyers	331	0	0	0	0	0	0	87	0	0	0	0
PICIMP	Complementary imports cif	659	165	763	349	3800	381	1797	4001	10495	9380	9457	3743
PIIMP	Competing imports cif + duty	65244	21245	72145	37256	94818	2622	85049	154046	769804	274021	301637	142675
PIG90	Western Australian production	249249	67158	311387	142243	1556671	154962	736342	1636945	4103375	3828975	3885717	1526932

(continued on next page)

TABLE A1 continued ...

THE WA 111-SECTOR I-O TABLE: 1992/93 (\$'000)

Direct Allocation of Competing Imports

INPUT-OUTPUT CODE	INPUT-OUTPUT CODE	USAGE												
		6101	6201	6301	6401	6601	7101	7301	7302	7303	7401	7501	7701	7702
		Road transport	Rail, pipeline and other transport	Water transport	Air and space transport	Services to transport; storage	Communication services	Banking	Non-bank finance	Financial asset investors	Insurance	Services to finance, investment and insurance	Ownership of dwellings	Other property services
SUPPLY														
01011	Sheep meat	0	0	0	0	0	0	0	0	0	0	0	0	0
01012	Sheep wool	0	0	0	0	0	0	0	0	0	0	0	0	0
01021	Grain cereals	0	0	0	0	0	0	0	0	0	0	0	0	0
01022	Grain pulses & oilseeds	0	0	0	0	0	0	0	0	0	0	0	0	0
0103	Beef cattle	0	0	0	0	0	0	0	0	0	0	0	0	0
0104	Dairy cattle	0	0	0	0	0	0	0	0	0	0	0	0	0
0105	Pigs	0	0	0	0	0	0	0	0	0	0	0	0	0
0106	Poultry	0	0	0	0	0	0	0	0	0	0	0	0	0
01071	Horticulture	8	15	2	529	2	5	131	63	20	45	31	0	50
01072	New industries and Other agriculture	17	31	4	1081	4	11	268	128	40	91	64	1	102
0200	Services to agriculture; hunting and trapping	0	0	0	0	0	0	0	0	0	0	0	0	0
0300	Forestry and logging	99	874	0	0	31	56	0	1	0	3	1	1	3
0400	Commercial fishing	1	3	1	0	0	7	306	35	74	6	65	1	6
1101	Coal	80	64	11	4	39	108	41	1	5	1	7	0	7
1102	Oil and gas	228	172	51	7	162	245	100	1	19	3	16	1	29
1301	Iron ores	15	9	1	2	71	10	13	1	2	3	2	16	48
1302	Non-ferrous metal ores	539	4	426	1	173	35	11	1	1	4	1	19	22
1400	Other mining	8	1	1	1	17	2	18	1	1	7	2	5305	176
1500	Services to mining	0	0	0	0	0	0	0	0	0	0	0	0	0
2101	Meat and meat products	63	83	12	0	28	152	987	9	201	168	203	4	714
2102	Dairy products	118	225	48	260	148	554	773	157	95	458	221	35	313
2103	Fruit and vegetable products	3	5	1	1	2	15	3	1	0	13	3	0	12
2104	Oils and fats	5	2	0	0	2	7	0	0	0	12	2	23	18
2105	Flour mill products and cereal foods	33	14	12	16	93	13	5	6	0	9	2	0	23
2106	Bakery products	36	63	8	9	13	222	1092	202	84	194	159	1	135
2107	Confectionery	0	1	0	0	0	2	3	1	0	2	1	0	1
2108	Other food products	37	14	41	215	146	26	108	25	8	13	13	125	62
2109	Soft drinks, cordials and syrups	44	53	19	37	100	160	245	21	16	179	45	12	164
2110	Beer and malt	11	21	1	0	9	2	368	0	74	11	66	4	36
2111	Wine and spirits	3	9	1	0	1	24	1229	361	36	20	57	0	22
2201	Wool scouring	1	0	0	0	2	0	0	0	0	0	0	0	50
2202	Textile fibres, yarns and woven fabrics	32	130	29	0	12	6	33	3	2	9	4	1	15
2203	Textile products	734	659	598	2	267	181	191	28	23	2431	465	69	79
2204	Knitting mill products	2	13	2	0	1	6	4	0	0	2	1	1	5
2205	Clothing	69	35	10	75	161	116	56	6	4	52	15	8	88
2206	Footwear	20	4	1	0	27	34	0	0	0	5	1	3	16
2207	Leather and leather products	6	0	0	0	3	2	0	0	0	0	0	1	15
2301	Sawmill products	71	50	106	29	37	68	1	0	0	8	2	394	59
2302	Plywood, veneer and fabricated wood	4	2	4	2	3	1	2	0	0	2	1	19063	6
2303	Other wood products	351	268	338	154	220	0	229	17	11	64	23	16769	584
2304	Pulp, paper and paperboard	26	12	14	72	10	4	360	94	41	2	61	2	5

(continued on next page)



TABLE A1 continued ...

THE WA 111-SECTOR I-O TABLE: 1992/93 (\$'000)

Direct Allocation of Competing Imports

INPUT-OUTPUT CODE  SUPPLY		USAGE												
		6101 Road transport	6201 Rail, pipeline and other transport	6301 Water transport	6401 Air and space transport	6601 Services to transport; storage	7101 Communication services	7301 Banking	7302 Non-bank finance	7303 Financial asset investors	7401 Insurance	7501 Services to finance, investment and insurance	7701 Ownership of dwellings	7702 Other property services
2305+2306	Paperboard containers; ... other paper products	502	801	336	1950	371	806	593	665	149	700	340	98	918
2401	Printing and services to printing	1000	114	87	379	534	3843	10267	1446	575	3638	1497	96	7210
2402	Publishing; recorded media and publishing	564	3961	831	69	174	1401	5924	1304	530	7361	1833	1340	23025
2501	Petroleum and coal products	74529	8497	15754	61666	26379	9836	886	137	426	815	542	2530	12555
2502	Fertilisers	2	0	0	0	35	2	0	7	0	120	21	15	159
2503	Other basic chemicals	163	634	74	18	568	225	555	28	35	271	89	1485	781
2504	Paints	6	11	63	0	6	1	1	0	0	110	20	783	90
2506	Soap and other detergents	148	12	1	0	105	33	24	6	2	84	18	6	364
2505+2508	Medicinal & pharmaceutical ... chemical products	22	24	10	3	198	25	132	28	10	70	28	117	964
2509	Rubber products	2251	28	15	7	458	440	9	4	2	19	7	45	63
2510	Plastic products	2216	576	368	6114	721	4966	336	44	63	75	102	4387	551
2601	Glass and glass products	253	58	1	1	69	22	222	42	1	20	5	4920	238
2602	Ceramic products	1	15	0	0	1	1	13	1	3	30	8	6388	25
2603	Cement and lime	1	0	0	0	1	0	0	0	0	0	0	6366	1
2604	Concrete slurry	2	0	0	0	2	0	0	0	0	0	0	16	2
2605	Plaster and other concrete products	11	0	0	0	12	1	1	0	0	0	0	3208	35
2606	Other non-metallic mineral products	11	5	2	9	7	93	2	0	1	1	1	12384	333
2701	Iron and steel	16	167	9	1	8	24	3	1	0	5	1	4568	61
2702	Basic non-ferrous metal and products	22	19	7	1	16	113	3	0	0	2	1	5362	47
2703	Structural metal products	51	13635	5	11	104	209	67	4	4	162	32	25143	99
2704	Sheet metal products	713	691	60	16	224	6749	38	4	4	56	15	6359	114
2705	Fabricated metal products	763	713	1328	406	903	429	252	62	15	273	70	4914	519
2801	Motor vehicles and parts; other transport equipment	11574	16	212	3	2376	2772	14	17	1	427	77	60	586
2802	Ships and boats	22	12	29025	2	17	19	11	0	0	4	1	67	119
Z	Railway equipment	41	11198	0	1	9	14	2	0	0	1	0	38	4
2804	Aircraft	3	2	1	18344	1234	0	0	0	0	111	20	0	46
2805	Photographic and scientific equipment	2	8	2	1	60	872	81	6	4	25	10	4	168
2806	Electronic equipment	11	36	32	6	322	6153	349	28	14	144	47	25	880
2807	Household appliances	14	75	3	0	3	50	5	0	1	4	2	946	20
2808	Other electrical equipment	224	20	32	43	173	3556	347	53	24	208	73	335	103
2809	Agricultural machinery	31	50	5	1	13	35	4	0	0	5	1	24	174
2810	Mining & construction machinery ... equipment	247	669	729	114	2003	485	999	31	61	80	85	110	376
2811	Other machinery and equipment	839	347	250	52	655	591	549	11	64	63	105	337	251
2901	Prefabricated buildings	9	8	8	1	11	189	11	2	1	6	2	1953	19
2902	Furniture	2046	97	54	23	452	438	65	6	7	44	17	441	66
2903	Other manufacturing	1013	611	89	158	360	3445	459	59	60	1763	387	3218	757
3601	Electricity supply	4959	5990	366	1446	28777	6714	8962	423	924	2084	1547	4311	19968
3602	Gas supply	123	28	2	126	354	1735	81	12	9	175	44	443	985
3701	Water supply; sewerage and drainage services	85	4	2153	5	110	13	1641	200	392	2822	833	433452	35479
4101	Residential building construction	35	23	23	35	107	26	335	59	21	214	70	82696	865

(continued on next page)

TABLE A1 continued ...

THE WA 111-SECTOR I-O TABLE: 1992/93 (\$'000)

Direct Allocation of Competing Imports

INPUT-OUTPUT CODE  SUPPLY		INPUT-OUTPUT CODE  USAGE												
		6101	6201	6301	6401	6601	7101	7301	7302	7303	7401	7501	7701	7702
		Road transport	Rail, pipeline and other transport	Water transport	Air and space transport	Services to transport; storage	Communication services	Banking	Non-bank finance	Financial asset investors	Insurance	Services to finance, investment and insurance	Ownership of dwellings	Other property services
4102	Other construction	2788	6406	1837	990	13987	368	1343	125	65	398	126	966	1853
4501+(5401-2)/2	Wholesale trade + repairs	73680	33521	5558	16282	32057	41066	17662	4021	2348	4100	3300	31043	19871
5101+(5401-2)/2	Retail trade + repairs	36085	3907	1360	807	23229	12269	11182	3501	1346	713	1419	8756	5677
5701	Accommodation, cafes and restaurants	16119	101	3022	19771	19252	4234	12572	1802	2099	1565	2085	31	8590
6101	Road transport	7160	1268	1493	5189	23744	17404	1931	299	257	720	353	11420	6738
6201	Rail, pipeline and other transport	553	115	74	399	5337	1259	485	59	38	114	67	381	391
6301	Water transport	407	180	24216	332	1232	508	25	4	6	15	8	174	968
6401	Air and space transport	2849	97	604	2483	6563	17736	9913	235	855	1216	1433	49	5035
6601	Services to transport; storage	14405	808	47800	22390	55987	4248	12333	287	70	728	187	628	21046
7101	Communication services	19114	643	1874	6505	29546	79143	39360	3566	1720	18097	5487	767	45534
7301	Banking	13454	3460	2079	5046	7779	10087	5571	43503	7203	14697	3880	417968	19079
7302	Non-bank finance	2598	800	378	1027	1376	1548	14653	5803	700	3407	1296	41632	2831
7303	Financial asset investors	-67	-21	-15	-22	-47	-52	39854	10484	0	40537	7070	0	36454
7401	Insurance	9464	3926	2291	42	3997	1851	2281	648	6	3997	705	65656	6023
7501	Services to finance, investment and insurance	512	729	115	63	153	2431	156965	22002	2574	113085	23427	152	1696
7701	Ownership of dwellings	0	0	0	0	0	0	0	0	0	0	0	0	0
7702	Other property services	21939	3091	3575	1965	46500	4080	26997	3393	7669	26774	11288	69458	13827
7801	Scientific research, technical and computer services	33068	2119	19080	5426	89467	5977	29166	6329	10102	8311	10167	371	88697
7802	Legal, accounting ... management services	36329	915	18734	17959	33484	4267	26404	8693	1829	48871	10678	21043	106120
7803	Other business services	1283	1162	117	1794	5540	938	11154	2366	215	6673	1488	1174	25356
8101	Government administration	3727	2557	482	3	3103	8195	1286	953	148	7404	1432	2019	8901
8201	Defence	0	0	0	0	0	0	0	0	0	0	0	0	0
8401	Education	160	4	157	16	3479	354	867	72	92	321	135	53	475
8601	Health services	28	155	275	1	49	546	597	273	140	242	163	2	441
8701	Community services	9	0	0	0	2	1	622	54	25	238	79	0	101
9101	Motion picture, radio and television services	707	73	170	765	280	582	11844	1665	468	1167	893	6	17217
9201	Libraries, museums and the arts	168	46	11	90	541	9	112	51	8	39	14	0	878
9301	Sport, gambling and recreational services	137	35	8	72	428	7	434	93	137	395	187	2	751
9501	Personal services	219	110	162	323	78	408	140	11	156	2459	563	12	4840
9601	Other services	2429	479	115	29	4238	656	2651	709	1908	1353	1882	919	7428
PIG00	Total intermediate usage	406515	118675	189251	203262	481097	278522	478227	126857	46348	333439	99293	1335530	568703
PIG10	Wages, salaries and supplements	272702	234894	34681	113571	305159	373561	419984	62077	79863	341869	92765	0	639591
PIG20	Gross operating surplus	567619	74082	90690	135018	399323	454867	422545	41607	190355	98597	280288	5640165	433506
PIG30	Net Commodity taxes	63465	6269	11706	55320	22236	18198	8912	1745	1770	7023	2836	71945	22934
PIG40	Net Indirect taxes nec	70888	8221	9210	11398	95625	34099	49237	5721	10251	43078	58343	457519	53015
PIG50	Sales by final buyers	0	0	0	0	0	0	0	0	0	0	0	0	0
PICIMP	Complementary imports cif	3619	1122	1136	1467	3562	3082	3532	591	846	2082	1326	0	4780
PIIMP	Competing imports cif + duty	98268	15773	127546	80211	151361	97661	64058	3422	17784	25887	9515	865492	234620
PIG90	Western Australian production	1483076	459037	464220	600248	1458362	1259991	1446494	242020	347218	851976	544365	8370650	1957151

(continued on next page)



TABLE A1 continued ...

THE WA 111-SECTOR I-O TABLE: 1992/93 (\$'000)

Direct Allocation of Competing Imports

INPUT-OUTPUT CODE		7801	7802	7803	8101	8201	8401	8601	8701	9101	9201	9301	9501	9601
USAGE		Scientific research, technical and computer services	Legal, accounting, marketing and business management	Other business services	Government administration	Defence	Education	Health services	Community services	Motion picture, radio and television services	Libraries, museums and the arts	Sport, gambling and recreational services	Personal services	Other services
SUPPLY														
01011	Sheep meat	96	0	23	0	0	0	0	131	0	0	0	0	175
01012	Sheep wool	185	0	44	0	0	0	0	253	0	1	0	0	337
01021	Grain cereals	17	0	4	0	4	1	0	23	0	0	0	0	30
01022	Grain pulses & oilseeds	2	0	0	0	0	0	0	3	0	0	0	0	4
0103	Beef cattle	0	0	0	0	0	0	0	0	0	0	0	0	0
0104	Dairy cattle	0	0	0	0	0	0	0	0	0	0	0	0	0
0105	Pigs	0	0	0	0	0	0	0	0	0	0	0	0	0
0106	Poultry	1	0	0	0	12	0	0	1	0	0	0	0	2
01071	Horticulture	91	43	31	681	128	11	62	118	968	231	2229	157	130
01072	New industries and Other agriculture	186	89	63	1392	262	23	126	241	1977	472	4555	322	266
0200	Services to agriculture; hunting and trapping	103	0	25	684	81	0	0	140	9	4	34	0	188
0300	Forestry and logging	13	3	5	5	211	3	5	24	8	2	14	4	26
0400	Commercial fishing	153	5	36	0	0	3	6	198	1	1	3	7	265
1101	Coal	23	2	11	137	341	19	156	58	13	4	20	28	58
1102	Oil and gas	92	5	22	357	311	55	489	120	21	14	79	81	160
1301	Iron ores	45	46	9	121	4	3	85	7	11	5	42	22	9
1302	Non-ferrous metal ores	14	11	3	23	3	6	20	5	14	6	53	9	6
1400	Other mining	683	158	162	1178	60	0	12	774	1250	483	4635	102	1032
1500	Services to mining	0	0	0	0	0	0	0	0	0	0	0	0	0
2101	Meat and meat products	1200	789	274	415	853	248	1130	791	94	63	350	54	1057
2102	Dairy products	926	449	424	21	263	449	815	1675	82	57	140	110	1711
2103	Fruit and vegetable products	15	18	6	4	156	9	389	9	3	1	6	5	9
2104	Oils and fats	10	11	2	0	35	125	1159	2	1	12	3	4	2
2105	Flour mill products and cereal foods	70	32	33	82	361	14	424	133	8	3	13	78	136
2106	Bakery products	124	196	51	1338	313	164	281	27	154	48	288	39	27
2107	Confectionery	12	2	6	0	64	9	16	30	0	1	1	14	30
2108	Other food products	206	57	87	94	369	18	118	392	888	202	1742	182	413
2109	Soft drinks, cordials and syrups	186	152	39	185	110	137	398	74	27	24	101	101	98
2110	Beer and malt	41	24	5	121	54	5	10	6	9	4	33	8	8
2111	Wine and spirits	24	22	8	2161	21	9	196	14	9	2	14	9	14
2201	Wool scouring	0	0	0	0	0	0	0	0	1	0	4	0	0
2202	Textile fibres, yarns and woven fabrics	120	19	49	363	212	130	399	245	30	18	56	437	257
2203	Textile products	431	63	179	376	345	82	1076	885	63	23	129	89	914
2204	Knitting mill products	20	8	10	68	78	7	410	41	20	4	31	1	42
2205	Clothing	833	122	406	858	637	159	1018	1978	115	38	181	24	2006
2206	Footwear	110	7	5	5	321	13	105	18	4	2	7	2	19
2207	Leather and leather products	62	0	12	34	43	1	0	65	3	1	6	18	70
2301	Sawmill products	19	8	4	89	67	146	22	24	9	18	33	117	31
2302	Plywood, veneer and fabricated wood	1	2	0	46	59	417	2	1	84	73	312	60	1
2303	Other wood products	116	10	33	6243	52	5787	169	233	293	619	918	7212	240
2304	Pulp, paper and paperboard	14	2	7	1717	56	1	1	33	2	0	3	15	33

(continued on next page)



TABLE A1 continued ...

THE WA 111-SECTOR I-O TABLE: 1992/93 (\$'000)

Direct Allocation of Competing Imports

INPUT-OUTPUT CODE		7801	7802	7803	8101	8201	8401	8601	8701	9101	9201	9301	9501	9601
USAGE		Scientific research, technical and computer services	Legal, accounting, marketing and business management	Other business services	Government administration	Defence	Education	Health services	Community services	Motion picture, radio and television services	Libraries, museums and the arts	Sport, gambling and recreational services	Personal services	Other services
SUPPLY														
2305+2306	Paperboard containers; ... other paper products	617	608	216	8402	129	784	1219	392	163	98	266	1020	400
2401	Printing and services to printing	6057	10159	2802	29206	1309	1721	2526	2158	921	324	1463	2268	2185
2402	Publishing; recorded media and publishing	21409	29330	5794	26515	627	17461	1773	4397	4281	3107	13689	18088	5587
2501	Petroleum and coal products	16585	13286	3355	4740	2124	75	7630	6272	835	358	2975	15636	8231
2502	Fertilisers	372	134	91	183	184	61	99	390	1186	464	4399	142	519
2503	Other basic chemicals	960	1107	317	1152	175	276	10043	540	33	36	84	2267	593
2504	Paints	118	150	37	24	50	0	12	13	95	18	149	43	13
2506	Soap and other detergents	370	630	171	378	96	37	745	119	7	5	11	290	118
2505+2508	Medicinal & pharmaceutical ... chemical products	1015	1627	464	1561	1158	31	27876	423	1187	224	1875	784	427
2509	Rubber products	239	23	64	131	2141	16	210	309	85	18	134	185	313
2510	Plastic products	368	194	152	3611	576	169	2579	609	133	42	225	2437	627
2601	Glass and glass products	49	28	20	323	492	130	233	74	7	12	11	71	75
2602	Ceramic products	29	24	7	32	21	66	2424	14	8	9	29	42	19
2603	Cement and lime	397	0	158	0	3	0	0	899	1	2	3	0	1028
2604	Concrete slurry	1	1	0	4	0	0	0	0	2	1	6	19	0
2605	Plaster and other concrete products	1	1	0	2351	79	1	2	3	11	3	29	284	1
2606	Other non-metallic mineral products	164	13	39	26	59	8	30	278	13	10	47	9366	281
2701	Iron and steel	47	14	19	701	280	13	57	94	54	11	84	145	95
2702	Basic non-ferrous metal and products	70	48	14	439	21	41	90	56	21	12	76	722	71
2703	Structural metal products	87	38	10	285	1002	2861	189	32	258	375	951	196	41
2704	Sheet metal products	52	47	20	781	314	112	1375	62	106	35	218	180	63
2705	Fabricated metal products	651	379	185	5093	1148	411	2417	530	1249	273	2034	634	541
2801	Motor vehicles and parts; other transport equipment	280	195	124	537	2233	36	170	412	232	47	363	370	417
2802	Ships and boats	244	10	58	320	11771	16	22	321	86	35	319	18	429
Z	Railway equipment	7	5	2	34	9	6	39	3	20	6	43	5	4
2804	Aircraft	2	1	1	3	2026	0	5	3	35	7	56	0	3
2805	Photographic and scientific equipment	268	245	97	249	1391	859	2989	206	246	118	388	301	209
2806	Electronic equipment	1301	1437	425	2890	1692	72	438	447	1237	236	1949	433	453
2807	Household appliances	20	24	8	18	63	5	94	14	99	19	154	9	14
2808	Other electrical equipment	351	98	42	756	743	103	239	106	376	78	588	104	107
2809	Agricultural machinery	193	277	81	27	20	51	28	97	64	20	129	12	99
2810	Mining & construction machinery ... equipment	530	128	58	1155	229	80	278	206	38	21	115	296	273
2811	Other machinery and equipment	2170	212	117	404	483	124	562	435	85	34	193	843	470
2901	Prefabricated buildings	41	8	7	229	55	5	331	33	106	41	392	14	44
2902	Furniture	123	18	39	384	440	2120	568	208	62	200	171	214	269
2903	Other manufacturing	588	608	191	1500	233	1371	1673	459	301	210	791	988	542
3601	Electricity supply	20799	29623	6032	81545	2012	1830	50443	4128	2822	1052	7577	12204	4975
3602	Gas supply	897	1340	383	1933	68	474	8632	375	102	62	176	758	377
3701	Water supply; sewerage and drainage services	33542	42428	7634	10297	552	3288	26739	2112	1531	939	5678	1961	2803
4101	Residential building construction	789	1484	337	708	234	42	925	110	37	14	78	73	113

(continued on next page)

TABLE A1 continued ...

THE WA 111-SECTOR I-O TABLE: 1992/93 (\$'000)

Direct Allocation of Competing Imports

INPUT-OUTPUT CODE		7801	7802	7803	8101	8201	8401	8601	8701	9101	9201	9301	9501	9601
USAGE		Scientific research, technical and computer services	Legal, accounting, marketing and business management services	Other business services	Government administration	Defence	Education	Health services	Community services	Motion picture, radio and television services	Libraries, museums and the arts	Sport, gambling and recreational services	Personal services	Other services
SUPPLY														
4102	Other construction	1623	1443	339	3636	13239	437	2009	529	144	100	533	683	700
4501+(5401-2)/2	Wholesale trade + repairs	27531	21325	5385	37844	6630	18378	54991	10196	9087	4731	27743	25151	12841
5101+(5401-2)/2	Retail trade + repairs	4875	3734	1179	4033	729	1007	4636	3134	2587	1044	8783	12923	4057
5701	Accommodation, cafes and restaurants	12659	6427	2921	18913	661	3826	2530	10392	1775	1081	6582	1321	13876
6101	Road transport	11060	6273	2275	18894	3146	4464	17958	6961	4102	2007	15066	8198	9165
6201	Rail, pipeline and other transport	350	232	88	657	320	266	614	284	135	65	374	240	338
6301	Water transport	1382	774	313	4100	66	51	131	1037	45	25	169	128	1380
6401	Air and space transport	4478	5810	1935	30817	1794	2871	2486	3116	2505	827	4969	1966	3204
6601	Services to transport, storage	12141	14362	2688	23607	1993	1388	10399	1308	446	318	1653	959	1740
7101	Communication services	45456	65548	15782	77500	1386	7992	24964	17402	6926	2732	17334	5820	19836
7301	Banking	13526	26808	4764	44774	3839	27331	69354	4267	2899	2835	8427	4206	6252
7302	Non-bank finance	1866	3859	876	12209	365	1383	3630	520	703	400	1289	931	1023
7303	Financial asset investors	33072	44168	7566	347	39	296	239	23	-9	10	-43	-22	-37
7401	Insurance	4844	5904	1446	2309	588	1605	4023	2012	4181	1379	10727	2650	2381
7501	Services to finance, investment and insurance	1655	2258	537	97971	0	1816	3037	673	269	260	690	432	850
7701	Ownership of dwellings	0	0	0	0	0	0	0	0	0	0	0	0	0
7702	Other property services	3943	1350	853	14527	3058	403	28381	3590	9698	3786	35964	8664	4742
7801	Scientific research, technical and computer services	81110	95535	18572	174697	2670	5250	29704	12635	2913	1718	10803	4278	16861
7802	Legal, accounting ... management services	86068	146772	25743	70301	1772	4801	34273	3597	13329	4881	38589	24037	4506
7803	Other business services	23958	41303	10541	20385	444	2525	52503	5302	2250	771	4555	1937	5487
8101	Government administration	9407	10354	2156	372227	2293	7737	12481	2073	521	927	1792	1724	2703
8201	Defence	0	0	0	0	0	0	0	0	0	0	0	0	0
8401	Education	1105	354	253	703	797	323	558	1096	85	67	316	70	1463
8601	Health services	939	370	213	245	897	849	13511	857	1406	626	5215	719	1138
8701	Community services	195	164	86	1	164	52	89	299	15	9	32	1033	293
9101	Motion picture, radio and television services	14873	28527	6857	8570	630	480	216	867	13884	2666	22289	2055	868
9201	Libraries, museums and the arts	1064	841	248	2282	9	2925	33	593	2640	1301	9791	76	793
9301	Sport, gambling and recreational services	1088	144	260	322	37	611	177	1340	18410	7155	68273	71	1790
9501	Personal services	4482	5742	1019	1321	1276	282	2134	226	338	163	1253	3481	270
9601	Other services	11227	8407	2578	8726	172	714	4562	6499	364	230	1350	1099	8680
<b>PIG00</b>	<b>Total intermediate usage</b>	<b>534018</b>	<b>687124</b>	<b>149123</b>	<b>1259645</b>	<b>91143</b>	<b>142873</b>	<b>544427</b>	<b>136937</b>	<b>125954</b>	<b>53121</b>	<b>368471</b>	<b>197564</b>	<b>169837</b>
PIG10	Wages, salaries and supplements	637257	626865	134368	977035	76492	1899634	1752732	188462	40963	128244	190527	121907	500841
PIG20	Gross operating surplus	439130	426545	92260	135379	0	169433	388569	18040	35904	43804	168576	97999	32222
PIG30	Net Commodity taxes	26103	21969	5147	0	-229	2024	26250	8020	3065	1738	14427	16119	10595
PIG40	Net Indirect taxes nec	50186	37661	11135	-9224	3322	34670	40860	4273	3184	346	79977	5714	13550
PIG50	Sales by final buyers	0	0	0	0	0	105	0	1047	360	0	1519	0	0
PICIMP	Complementary imports cif	4741	4724	1004	6329	2989	5556	7354	936	571	616	2495	1210	1907
PIIMP	Competing imports cif + duty	254038	130153	18180	213291	25838	50951	269836	27742	23339	23872	188405	66360	50331
<b>PIG90</b>	<b>Western Australian production</b>	<b>1945474</b>	<b>1935041</b>	<b>411218</b>	<b>2582455</b>	<b>199555</b>	<b>2305247</b>	<b>3030028</b>	<b>385457</b>	<b>233341</b>	<b>251740</b>	<b>1014398</b>	<b>506874</b>	<b>779282</b>

(continued on next page)



TABLE A1 continued ...

THE WA 111-SECTOR I-O TABLE: 1992/93 (\$'000)

Direct Allocation of Competing Imports

INPUT-OUTPUT CODE USAGE		INPUT-OUTPUT CODE	INPUT-OUTPUT CODE	INPUT-OUTPUT CODE	INPUT-OUTPUT CODE	INPUT-OUTPUT CODE	INPUT-OUTPUT CODE	INPUT-OUTPUT CODE	INPUT-OUTPUT CODE	INPUT-OUTPUT CODE	INPUT-OUTPUT CODE
		INPUT-OUTPUT CODE	INPUT-OUTPUT CODE	INPUT-OUTPUT CODE	INPUT-OUTPUT CODE	INPUT-OUTPUT CODE	INPUT-OUTPUT CODE	INPUT-OUTPUT CODE	INPUT-OUTPUT CODE	INPUT-OUTPUT CODE	INPUT-OUTPUT CODE
SUPPLY		T4 Total intermediate usage	FDG10 Q1 Private final consumption expenditure	FDG20 Q2 Government final consumption expenditure	FDG30 Q3 Private gross fixed capital expenditure	FDG40 Q4 Public enterprise gross fixed capital expenditure	FDG50 Q5 General government gross fixed capital expenditure	FDG60 Q6 Increase in stocks	FDG70 Q7 Exports	FDG80 T5 Total final demand	FDG90 T6 Total supply
01011	Sheep meat	127673	556	0	0	0	0	-1140	107086	106502	234176
01012	Sheep wool	108425	1071	0	0	0	0	-2424	306748	305395	413820
01021	Grain cereals	131062	4988	0	0	0	0	83571	915134	1003694	1134756
01022	Grain pulses & oilseeds	38193	612	0	0	0	0	10374	95444	106429	144622
0103	Beef cattle	156572	1755	0	0	0	0	-404	18871	20222	176793
0104	Dairy cattle	113671	20	0	0	0	0	304	0	324	113995
0105	Pigs	53184	234	0	0	0	0	-133	5501	5603	58787
0106	Poultry	54675	18078	0	0	0	0	-1149	15912	32841	87516
01071	Horticulture	54755	43165	0	0	0	0	-980	10950	53135	107890
01072	New industries and Other agriculture	111888	88204	0	0	0	0	-2003	22375	108577	220465
0200	Services to agriculture; hunting and trapping	79530	2507	10056	0	0	0	-379	311971	324156	403686
0300	Forestry and logging	36938	1047	13956	4117	0	889	61	2589	22659	59597
0400	Commercial fishing	58213	66863	4130	0	0	0	-16844	328865	383015	441228
1101	Coal	59024	130	7	132	244	79	-470	189757	189879	248903
1102	Oil and gas	601688	10630	19	568	854	259	4193	2304125	2320649	2922336
1301	Iron ores	202153	575	0	2	3	1	-29155	2963917	2935343	3137496
1302	Non-ferrous metal ores	578895	126	1	2456	2217	1019	-14087	3826738	3818469	4397364
1400	Other mining	205337	221	0	24	41	12	-2057	623117	621358	826695
1500	Services to mining	558617	0	7518	9630	0	0	0	374493	391641	950258
2101	Meat and meat products	177180	405596	0	398	344	145	-35711	384958	755730	932910
2102	Dairy products	86467	171682	6	408	156	51	-11497	69066	229871	316338
2103	Fruit and vegetable products	15641	104476	0	471	978	305	-4994	25023	126259	141900
2104	Oils and fats	24309	27560	0	150	0	0	-2604	15046	40153	64462
2105	Flour mill products and cereal foods	46176	41705	30	29	60	19	-3841	14348	52349	98525
2106	Bakery products	19560	165822	0	49	28	24	-7964	3325	161283	180843
2107	Confectionery	1464	6671	0	14	30	9	-354	612	6983	8447
2108	Other food products	121384	147600	0	1524	1675	761	-18595	136824	269789	391173
2109	Soft drinks, cordials and syrups	7919	167899	0	179	0	0	-9563	14933	173448	181367
2110	Beer and malt	31976	195636	0	72	118	34	-16160	22206	201907	233883
2111	Wine and spirits	10227	36281	0	25	52	16	-1824	13130	47680	57907
2201	Wool scouring	14748	0	0	4	0	0	-4122	170238	166120	180868
2202	Textile fibres, yarns and woven fabrics	61738	10451	0	135	34	25	1917	9794	22356	84094
2203	Textile products	31654	41643	0	5906	1957	2923	3625	11379	67433	99087
2204	Knitting mill products	3303	4636	0	5	8	2	546	358	5555	8857
2205	Clothing	14510	116718	-3	151	37	57	7510	5735	130204	144714
2206	Footwear	2224	13290	0	15	1	3	755	1036	15100	17324
2207	Leather and leather products	10457	1565	0	52	6	20	57	13026	14726	25183
2301	Sawmill products	171952	594	0	875	69	197	-2696	45196	44235	216188
2302	Plywood, veneer and fabricated wood	98626	125	0	234	85	77	-613	29111	29018	127644
2303	Other wood products	173471	1629	0	8833	1043	2165	115	16203	29987	203457
2304	Pulp, paper and paperboard	25692	500	-1	9	0	3	1067	2806	4383	30075

(continued on next page)

TABLE A1 continued ...

THE WA 111-SECTOR I-O TABLE: 1992/93 (\$'000)

Direct Allocation of Competing Imports

INPUT-OUTPUT CODE											
USAGE		T4 Total intermediate usage	FDG10 Q1 Private final consumption expenditure	FDG20 Q2 Government final consumption expenditure	FDG30 Q3 Private gross fixed capital expenditure	FDG40 Q4 Public enterprise gross fixed capital expenditure	FDG50 Q5 General government gross fixed capital expenditure	FDG60 Q6 Increase in stocks	FDG70 Q7 Exports	FDG80 T5 Total final demand	FDG90 T6 Total supply
SUPPLY											
2305+2306	Paperboard containers; ... other paper products	101108	11215	-2	2504	142	64	6608	5425	25956	127064
2401	Printing and services to printing	191962	15407	2241	396	111	232	1987	6292	26666	218628
2402	Publishing; recorded media and publishing	361998	102116	-21	315	2225	3506	-21	37027	145147	507145
2501	Petroleum and coal products	770934	253877	0	3283	2710	1330	-16444	263478	508234	1279168
2502	Fertilisers	125875	6314	0	104	1	1	5698	10926	23043	148917
2503	Other basic chemicals	214034	1403	0	1000	147	46	1409	86027	90031	304064
2504	Paints	11815	37	0	4	1	0	406	353	802	12617
2506	Soap and other detergents	7143	12401	0	67	0	0	975	1584	15028	22171
2505+2508	Medicinal & pharmaceutical ... chemical products	131924	38863	5	255	40	16	6143	25721	71042	202966
2509	Rubber products	26189	10497	1	291	2	2	885	3047	14725	40914
2510	Plastic products	168932	30614	0	1613	268	116	7075	18480	58166	227099
2601	Glass and glass products	46984	1555	26	78	12	42	-167	3450	4996	51980
2602	Ceramic products	105991	4078	0	777	237	171	-933	81299	85630	191621
2603	Cement and lime	68616	0	0	45	6	20	-2025	2130	176	68792
2604	Concrete slurry	134458	2	0	86	0	0	-353	5278	5013	139471
2605	Plaster and other concrete products	163848	111	1	1123	26	85	624	12735	14705	178553
2606	Other non-metallic mineral products	84952	183	0	6038	36	21	-190	38861	44949	129901
2701	Iron and steel	218352	59	0	5250	625	199	-1391	40062	44803	263156
2702	Basic non-ferrous metal and products	365192	3803	0	3702	2449	747	-20483	2211568	2201785	2566977
2703	Structural metal products	449805	950	1	20519	2085	2699	212	73877	100342	550146
2704	Sheet metal products	123838	5230	0	75596	542	796	4837	14435	101436	225274
2705	Fabricated metal products	180179	6305	0	17703	557	693	6037	21315	52611	232790
2801	Motor vehicles and parts; other transport equipment	134324	70964	10	151487	9145	9434	-6165	42141	277015	411339
2802	Ships and boats	57208	7279	0	74387	1079	188	1180	146593	230706	287914
Z	Railway equipment	16132	26	0	5329	19755	155	2248	1793	29305	45438
2804	Aircraft	23575	313	2	1714	2445	14	-1	10105	14592	38167
2805	Photographic and scientific equipment	15140	2219	-1	5899	561	950	212	10855	20695	35835
2806	Electronic equipment	61683	12126	0	12137	5021	4397	320	31417	65419	127102
2807	Household appliances	15684	21268	0	18298	176	130	2474	5220	47565	63249
2808	Other electrical equipment	55965	4850	7	10981	2417	408	-309	7162	25514	81479
2809	Agricultural machinery	9101	5997	0	20001	153	103	381	5838	32474	41575
2810	Mining & construction machinery ... equipment	77933	140	15	61483	9084	3478	-334	31001	104867	182800
2811	Other machinery and equipment	77062	646	6	124353	1215	970	-1153	46150	172186	249249
2901	Prefabricated buildings	12340	41	0	32280	1534	2167	613	18183	54818	67158
2902	Furniture	22739	122025	0	116396	7495	16181	15056	11493	288647	311387
2903	Other manufacturing	62590	32052	-1	5337	80	111	1353	40720	79653	142243
3601	Electricity supply	1169224	385510	1	0	0	0	-43	1979	387447	1556671
3602	Gas supply	99915	55047	0	0	0	0	0	0	55047	154962
3701	Water supply; sewerage and drainage services	718959	11	15438	0	0	0	0	1933	17382	736342
4101	Residential building construction	91471	99	2	1442256	85193	16746	0	1178	1545474	1636945

(continued on next page)



TABLE A1 continued ...

THE WA 111-SECTOR I-O TABLE: 1992/93 (\$'000)

Direct Allocation of Competing Imports

INPUT-OUTPUT CODE		USAGE									
		T4 Total intermediate usage	FDG10 Q1 Private final consumption expenditure	FDG20 Q2 Government final consumption expenditure	FDG30 Q3 Private gross fixed capital expenditure	FDG40 Q4 Public enterprise gross fixed capital expenditure	FDG50 Q5 General government gross fixed capital expenditure	FDG60 Q6 Increase in stocks	FDG70 Q7 Exports	FDG80 T5 Total final demand	FDG90 T6 Total supply
SUPPLY											
4102	Other construction	219374	210	143067	1464598	717732	694813	-47	863628	3884001	4103375
4501+(5401-2)/2	Wholesale trade + repairs	1754037	961095	2706	550531	68682	75114	17464	399346	2074938	3828975
5101+(5401-2)/2	Retail trade + repairs	422743	3400587	0	41302	0	0	0	21084	3462974	3885717
5701	Accommodation, cafes and restaurants	332252	1188275	0	0	0	0	0	6406	1194680	1526932
6101	Road transport	867703	397077	10169	46298	3842	4354	-2245	155877	615373	1483076
6201	Rail, pipeline and other transport	109554	169425	0	2937	178	172	1419	175353	349483	459037
6301	Water transport	156934	89854	0	2072	117	128	268	214847	307287	464220
6401	Air and space transport	189952	155861	0	2996	370	465	-17	250622	410296	600248
6601	Services to transport, storage	517202	38604	305642	5828	819	665	113	589491	941160	1458362
7101	Communication services	844570	351354	938	0	0	0	0	63128	415421	1259991
7301	Banking	1133150	291660	12	0	0	0	0	21672	313344	1446494
7302	Non-bank finance	191729	42703	592	0	0	0	0	6996	50291	242020
7303	Financial asset investors	236125	0	0	0	0	0	0	111093	111093	347218
7401	Insurance	410462	403624	15107	156	18	23	-5	22590	441514	851976
7501	Services to finance, investment and insurance	496431	35242	0	0	0	0	0	12692	47934	544365
7701	Ownership of dwellings	0	4215852	-1960	0	0	0	0	4156757	8370650	8370650
7702	Other property services	1310722	77592	989	260276	0	0	0	307572	646429	1957151
7801	Scientific research, technical and computer services	1425316	10207	73590	8881	136	56	0	427288	520159	1945474
7802	Legal, accounting ... management services	1584071	161544	26569	75131	0	0	0	87727	350971	1935041
7803	Other business services	345812	7506	40817	0	0	0	0	17082	65406	411218
8101	Government administration	598823	54428	1899189	20414	0	0	0	9601	1983632	2582455
8201	Defence	0	0	196539	0	0	0	0	3016	199555	199555
8401	Education	38886	467852	1453998	0	0	0	0	344512	2266361	2305247
8601	Health services	61140	1409644	1101686	0	0	0	0	457559	2968888	3030028
8701	Community services	4377	220562	160518	0	0	0	0	0	381080	385457
9101	Motion picture, radio and television services	178863	19701	34015	0	0	0	0	761	54477	233341
9201	Libraries, museums and the arts	59566	49029	79969	5326	0	0	0	57850	192174	251740
9301	Sport, gambling and recreational services	106524	541890	52415	0	0	0	0	313569	907874	1014398
9501	Personal services	45943	389723	8634	0	0	0	0	62575	460931	506874
9601	Other services	170666	128116	411027	0	0	0	0	69473	608617	779282
PIG00	Total intermediate usage	25069273	18407711	6069684	4746298	959507	851102	-43999	26035242	57025544	82094818
PIG10	Wages, salaries and supplements	19391832	0	0	0	0	0	0	0	0	19391832
PIG20	Gross operating surplus	23392356	0	0	0	0	0	0	0	0	23392356
PIG30	Net Commodity taxes	856854	1106341	0	139975	3116	4636	50239	289237	1593545	2450399
PIG40	Net Indirect taxes nec	1864262	0	0	169175	0	0	0	0	169175	2033437
PIG50	Sales by final buyers	168916	279552	0	-158071	-128652	-79940	-614	57098	-30626	138290
PICIMP	Complementary imports cif	199212	-144214	0	2106	0	25	318	0	-141765	57447
PIIMP	Competing imports cif + duty	11152112	2699694	657547	3810205	352371	214798	-10940	6550520	14274195	25426307
PIG90	Western Australian production	82094818	22349084	6727231	8709689	1186342	990620	-4995	32932098	72890068	154984885

(continued on next page)

## **APPENDIX - B**

# **DIRECT ALLOCATION COEFFICIENTS**

TABLE B1

## THE WA 111-SECTOR I-O COEFFICIENTS TABLE: 1992/93

## Direct Allocation of Competing Imports

INPUT-OUTPUT CODE		01011	01012	01021	01022	0103	0104	0105	0106	01071	01072	0200	0300	0400	1101
USAGE		Sheep meat	Sheep wool	Grain cereals	Grain pulses & oilseeds	Beef cattle	Dairy cattle	Pigs	Poultry	Horticulture	New industries and Other agriculture	Services to agriculture; hunting and trapping	Forestry and logging	Commercial fishing	Coal
INPUT-OUTPUT CODE	SUPPLY														
01011	Sheep meat	0.0000	0.0000	0.0000	0.0000	0.0000	0.0000	0.0000	0.0000	0.0000	0.0000	0.0000	0.0000	0.0000	0.0000
01012	Sheep wool	0.0000	0.0000	0.0000	0.0000	0.0000	0.0000	0.0000	0.0000	0.0000	0.0000	0.0000	0.0000	0.0000	0.0000
01021	Grain cereals	0.0318	0.0458	0.0361	0.0000	0.0154	0.0293	0.0537	0.0102	0.0026	0.0026	0.0000	0.0000	0.0000	0.0000
01022	Grain pulses & oilseeds	0.0107	0.0154	0.0000	0.0760	0.0019	0.0110	0.0161	0.0030	0.0003	0.0003	0.0000	0.0000	0.0000	0.0000
0103	Beef cattle	0.0000	0.0000	0.0000	0.0000	0.0058	0.0000	0.0000	0.0000	0.0000	0.0000	0.0000	0.0000	0.0000	0.0000
0104	Dairy cattle	0.0000	0.0000	0.0000	0.0000	0.0390	0.0555	0.0000	0.0000	0.0000	0.0000	0.0000	0.0000	0.0000	0.0000
0105	Pigs	0.0000	0.0000	0.0000	0.0000	0.0000	0.0000	0.0247	0.0000	0.0000	0.0000	0.0000	0.0000	0.0000	0.0000
0106	Poultry	0.0000	0.0000	0.0000	0.0000	0.0000	0.0000	0.0000	0.0000	0.0000	0.0000	0.0000	0.0000	0.0000	0.0000
01071	Horticulture	0.0095	0.0119	0.0000	0.0000	0.0073	0.0021	0.0301	0.0000	0.0071	0.0071	0.0021	0.0004	0.0000	0.0000
01072	New industries and Other agriculture	0.0194	0.0242	0.0000	0.0000	0.0148	0.0044	0.0615	0.0000	0.0146	0.0146	0.0043	0.0008	0.0000	0.0000
0200	Services to agriculture; hunting and trapping	0.0167	0.0209	0.0104	0.0115	0.0148	0.0158	0.0030	0.0002	0.0447	0.0447	0.0000	0.0011	0.0000	0.0000
0300	Forestry and logging	0.0001	0.0001	0.0000	0.0000	0.0024	0.0000	0.0000	0.0000	0.0009	0.0009	0.0000	0.0880	0.0000	0.0014
0400	Commercial fishing	0.0000	0.0000	0.0000	0.0000	0.0000	0.0000	0.0000	0.0000	0.0000	0.0000	0.0000	0.0000	0.0001	0.0000
1101	Coal	0.0000	0.0000	0.0000	0.0000	0.0000	0.0000	0.0000	0.0002	0.0001	0.0001	0.0001	0.0001	0.0000	0.0011
1102	Oil and gas	0.0001	0.0001	0.0000	0.0000	0.0000	0.0001	0.0000	0.0005	0.0001	0.0001	0.0009	0.0001	0.0000	0.0000
1301	Iron ores	0.0000	0.0000	0.0000	0.0000	0.0000	0.0000	0.0000	0.0000	0.0000	0.0000	0.0000	0.0000	0.0000	0.0001
1302	Non-ferrous metal ores	0.0000	0.0000	0.0000	0.0000	0.0000	0.0000	0.0000	0.0000	0.0000	0.0000	0.0000	0.0000	0.0000	0.0000
1400	Other mining	0.0000	0.0000	0.0000	0.0000	0.0001	0.0000	0.0000	0.0000	0.0011	0.0011	0.0000	0.0006	0.0000	0.0020
1500	Services to mining	0.0000	0.0000	0.0000	0.0000	0.0000	0.0000	0.0000	0.0000	0.0000	0.0000	0.0000	0.0000	0.0000	0.0448
2101	Meat and meat products	0.0003	0.0004	0.0000	0.0000	0.0010	0.0016	0.0013	0.0599	0.0002	0.0002	0.0006	0.0000	0.0018	0.0000
2102	Dairy products	0.0001	0.0001	0.0001	0.0001	0.0012	0.0164	0.0082	0.0002	0.0003	0.0003	0.0007	0.0000	0.0005	0.0000
2103	Fruit and vegetable products	0.0000	0.0000	0.0000	0.0000	0.0000	0.0001	0.0000	0.0000	0.0000	0.0000	0.0000	0.0000	0.0000	0.0000
2104	Oils and fats	0.0000	0.0000	0.0000	0.0000	0.0000	0.0000	0.0000	0.0000	0.0000	0.0000	0.0000	0.0000	0.0000	0.0000
2105	Flour mill products and cereal foods	0.0002	0.0003	0.0000	0.0000	0.0008	0.0012	0.0005	0.0011	0.0002	0.0002	0.0000	0.0000	0.0001	0.0000
2106	Bakery products	0.0000	0.0001	0.0000	0.0000	0.0001	0.0001	0.0001	0.0035	0.0002	0.0002	0.0002	0.0001	0.0001	0.0009
2107	Confectionery	0.0000	0.0000	0.0000	0.0000	0.0000	0.0000	0.0000	0.0000	0.0000	0.0000	0.0000	0.0000	0.0000	0.0000
2108	Other food products	0.0014	0.0020	0.0000	0.0000	0.0052	0.0163	0.0566	0.1398	0.0078	0.0078	0.0018	0.0000	0.0277	0.0000
2109	Soft drinks, cordials and syrups	0.0001	0.0001	0.0000	0.0000	0.0001	0.0004	0.0003	0.0009	0.0001	0.0001	0.0003	0.0000	0.0004	0.0001
2110	Beer and malt	0.0000	0.0000	0.0000	0.0000	0.0000	0.0000	0.0000	0.0000	0.0000	0.0000	0.0002	0.0000	0.0000	0.0003
2111	Wine and spirits	0.0002	0.0003	0.0002	0.0002	0.0017	0.0015	0.0006	0.0000	0.0014	0.0014	0.0011	0.0020	0.0000	0.0002
2201	Wool scouring	0.0000	0.0000	0.0000	0.0000	0.0000	0.0000	0.0000	0.0000	0.0000	0.0000	0.0000	0.0000	0.0000	0.0000
2202	Textile fibres, yarns and woven fabrics	0.0000	0.0000	0.0000	0.0000	0.0000	0.0000	0.0000	0.0000	0.0002	0.0002	0.0001	0.0001	0.0009	0.0001
2203	Textile products	0.0001	0.0001	0.0002	0.0002	0.0006	0.0005	0.0003	0.0001	0.0035	0.0035	0.0002	0.0014	0.0014	0.0001
2204	Knitting mill products	0.0000	0.0000	0.0000	0.0000	0.0000	0.0000	0.0000	0.0000	0.0000	0.0000	0.0000	0.0000	0.0000	0.0000
2205	Clothing	0.0000	0.0000	0.0000	0.0000	0.0000	0.0000	0.0000	0.0000	0.0002	0.0002	0.0000	0.0001	0.0002	0.0005
2206	Footwear	0.0000	0.0000	0.0000	0.0000	0.0000	0.0000	0.0000	0.0000	0.0000	0.0000	0.0000	0.0000	0.0000	0.0001
2207	Leather and leather products	0.0000	0.0000	0.0000	0.0000	0.0000	0.0000	0.0000	0.0000	0.0000	0.0000	0.0000	0.0000	0.0000	0.0000
2301	Sawmill products	0.0011	0.0014	0.0000	0.0000	0.0005	0.0009	0.0016	0.0000	0.0000	0.0000	0.0000	0.0000	0.0002	0.0002
2302	Plywood, veneer and fabricated wood	0.0000	0.0000	0.0000	0.0000	0.0000	0.0000	0.0000	0.0000	0.0000	0.0000	0.0000	0.0000	0.0000	0.0000
2303	Other wood products	0.0000	0.0000	0.0000	0.0000	0.0000	0.0000	0.0000	0.0000	0.0000	0.0000	0.0002	0.0003	0.0007	0.0005
2304	Pulp, paper and paperboard	0.0000	0.0000	0.0000	0.0000	0.0000	0.0000	0.0000	0.0000	0.0000	0.0000	0.0000	0.0000	0.0000	0.0001
2305+2306	Paperboard containers; ... other paper products	0.0000	0.0001	0.0000	0.0000	0.0001	0.0001	0.0000	0.0205	0.0097	0.0097	0.0001	0.0003	0.0001	0.0002

(continued on next page)



TABLE B1 continued ...

## THE WA 111-SECTOR I-O COEFFICIENTS TABLE: 1992/93

## Direct Allocation of Competing Imports

INPUT-OUTPUT CODE		01011	01012	01021	01022	0103	0104	0105	0106	01071	01072	0200	0300	0400	1101
		Sheep meat	Sheep wool	Grain cereals	Grain pulses & oilseeds	Beef cattle	Dairy cattle	Pigs	Poultry	Horticulture	New industries and Other agriculture	Services to agriculture; hunting and trapping	Forestry and logging	Commercial fishing	Coal
USAGE															
INPUT-OUTPUT CODE															
SUPPLY															
2401	Printing and services to printing	0.0000	0.0000	0.0000	0.0000	0.0001	0.0000	0.0000	0.0000	0.0001	0.0001	0.0007	0.0002	0.0000	0.0009
2402	Publishing, recorded media and publishing	0.0001	0.0001	0.0001	0.0001	0.0001	0.0001	0.0001	0.0001	0.0002	0.0002	0.0007	0.0008	0.0002	0.0012
2501	Petroleum and coal products	0.0123	0.0153	0.0236	0.0348	0.0200	0.0119	0.0094	0.0026	0.0275	0.0275	0.0195	0.0273	0.0631	0.0189
2502	Fertilisers	0.0190	0.0582	0.0313	0.0492	0.0390	0.0282	0.0081	0.0000	0.0409	0.0409	0.0000	0.0006	0.0000	0.0011
2503	Other basic chemicals	0.0014	0.0017	0.0015	0.0017	0.0035	0.0019	0.0007	0.0000	0.0014	0.0014	0.0004	0.0000	0.0001	0.0014
2504	Paints	0.0000	0.0000	0.0000	0.0000	0.0003	0.0001	0.0001	0.0002	0.0001	0.0001	0.0000	0.0003	0.0002	0.0002
2506	Soap and other detergents	0.0000	0.0000	0.0001	0.0002	0.0000	0.0001	0.0000	0.0000	0.0000	0.0000	0.0005	0.0000	0.0000	0.0002
2505+2508	Medicinal & pharmaceutical ... chemical products	0.0026	0.0032	0.0017	0.0019	0.0071	0.0082	0.0034	0.0012	0.0332	0.0332	0.0007	0.0010	0.0003	0.0143
2509	Rubber products	0.0000	0.0000	0.0000	0.0000	0.0001	0.0001	0.0000	0.0000	0.0001	0.0001	0.0000	0.0007	0.0005	0.0073
2510	Plastic products	0.0000	0.0000	0.0000	0.0000	0.0001	0.0001	0.0000	0.0000	0.0014	0.0014	0.0001	0.0036	0.0017	0.0002
2601	Glass and glass products	0.0001	0.0001	0.0000	0.0000	0.0001	0.0001	0.0000	0.0000	0.0000	0.0000	0.0000	0.0000	0.0000	0.0000
2602	Ceramic products	0.0000	0.0000	0.0000	0.0000	0.0000	0.0000	0.0000	0.0000	0.0000	0.0000	0.0001	0.0000	0.0000	0.0001
2603	Cement and lime	0.0000	0.0000	0.0000	0.0000	0.0000	0.0000	0.0000	0.0000	0.0000	0.0000	0.0000	0.0017	0.0000	0.0003
2604	Concrete slurry	0.0000	0.0000	0.0000	0.0000	0.0000	0.0000	0.0000	0.0000	0.0000	0.0000	0.0000	0.0000	0.0000	0.0001
2605	Plaster and other concrete products	0.0000	0.0000	0.0000	0.0000	0.0000	0.0000	0.0000	0.0000	0.0000	0.0000	0.0000	0.1593	0.0000	0.0007
2606	Other non-metallic mineral products	0.0000	0.0000	0.0000	0.0000	0.0000	0.0000	0.0000	0.0000	0.0000	0.0000	0.0003	0.0000	0.0000	0.0004
2701	Iron and steel	0.0000	0.0000	0.0000	0.0000	0.0000	0.0000	0.0000	0.0000	0.0000	0.0000	0.0001	0.0001	0.0000	0.0064
2702	Basic non-ferrous metal and products	0.0000	0.0000	0.0000	0.0000	0.0000	0.0000	0.0000	0.0000	0.0000	0.0000	0.0005	0.0000	0.0072	0.0003
2703	Structural metal products	0.0001	0.0001	0.0001	0.0001	0.0001	0.0001	0.0001	0.0003	0.0002	0.0002	0.0011	0.0018	0.0029	0.0070
2704	Sheet metal products	0.0001	0.0001	0.0000	0.0000	0.0001	0.0001	0.0002	0.0001	0.0001	0.0001	0.0000	0.0016	0.0001	0.0005
2705	Fabricated metal products	0.0004	0.0005	0.0000	0.0000	0.0006	0.0001	0.0001	0.0000	0.0010	0.0010	0.0003	0.0012	0.0013	0.0027
2801	Motor vehicles and parts, other transport equipment	0.0001	0.0001	0.0002	0.0003	0.0010	0.0002	0.0001	0.0000	0.0006	0.0006	0.0002	0.0004	0.0019	0.0010
2802	Ships and boats	0.0000	0.0000	0.0000	0.0000	0.0000	0.0000	0.0000	0.0000	0.0000	0.0000	0.0011	0.0000	0.0173	0.0000
2803	Railway equipment	0.0000	0.0000	0.0000	0.0000	0.0000	0.0000	0.0000	0.0000	0.0000	0.0000	0.0000	0.0000	0.0000	0.0000
2804	Aircraft	0.0000	0.0000	0.0000	0.0000	0.0000	0.0000	0.0000	0.0000	0.0000	0.0000	0.0001	0.0000	0.0000	0.0000
2805	Photographic and scientific equipment	0.0000	0.0000	0.0000	0.0000	0.0000	0.0000	0.0000	0.0000	0.0000	0.0000	0.0000	0.0000	0.0002	0.0005
2806	Electronic equipment	0.0000	0.0001	0.0001	0.0001	0.0002	0.0001	0.0000	0.0000	0.0002	0.0002	0.0001	0.0006	0.0006	0.0015
2807	Household appliances	0.0000	0.0000	0.0001	0.0001	0.0002	0.0001	0.0000	0.0000	0.0001	0.0001	0.0001	0.0000	0.0007	0.0000
2808	Other electrical equipment	0.0000	0.0001	0.0000	0.0000	0.0007	0.0002	0.0001	0.0001	0.0001	0.0001	0.0001	0.0005	0.0003	0.0025
2809	Agricultural machinery	0.0008	0.0010	0.0013	0.0014	0.0032	0.0015	0.0009	0.0006	0.0022	0.0022	0.0002	0.0002	0.0005	0.0002
2810	Mining & construction machinery ... equipment	0.0002	0.0003	0.0003	0.0003	0.0005	0.0003	0.0002	0.0001	0.0004	0.0004	0.0002	0.0005	0.0002	0.0127
2811	Other machinery and equipment	0.0003	0.0004	0.0002	0.0002	0.0008	0.0003	0.0002	0.0001	0.0006	0.0006	0.0002	0.0033	0.0006	0.0089
2901	Prefabricated buildings	0.0000	0.0000	0.0000	0.0000	0.0000	0.0134	0.0000	0.0000	0.0000	0.0000	0.0000	0.0000	0.0000	0.0001
2902	Furniture	0.0000	0.0000	0.0000	0.0000	0.0000	0.0000	0.0000	0.0000	0.0000	0.0000	0.0000	0.0000	0.0002	0.0002
2903	Other manufacturing	0.0000	0.0000	0.0000	0.0000	0.0000	0.0000	0.0000	0.0000	0.0000	0.0000	0.0004	0.0002	0.0062	0.0001
3601	Electricity supply	0.0052	0.0065	0.0014	0.0016	0.0039	0.0175	0.0132	0.0100	0.0168	0.0168	0.0032	0.0009	0.0027	0.0466
3602	Gas supply	0.0000	0.0000	0.0000	0.0000	0.0000	0.0006	0.0003	0.0000	0.0000	0.0000	0.0003	0.0002	0.0001	0.0002
3701	Water supply; sewerage and drainage services	0.0078	0.0097	0.0065	0.0072	0.0047	0.0089	0.0068	0.0095	0.0215	0.0215	0.0026	0.0002	0.0011	0.0010
4101	Residential building construction	0.0000	0.0000	0.0000	0.0000	0.0000	0.0000	0.0000	0.0000	0.0000	0.0000	0.0000	0.0000	0.0000	0.0001
4102	Other construction	0.0151	0.0188	0.0036	0.0040	0.0073	0.0055	0.0032	0.0023	0.0002	0.0002	0.0020	0.0002	0.0001	0.0058

(continued on next page)



TABLE B1 continued ...

THE WA 111-SECTOR I-O COEFFICIENTS TABLE: 1992/93  
Direct Allocation of Competing Imports

INPUT-OUTPUT CODE		01011	01012	01021	01022	0103	0104	0105	0106	01071	01072	0200	0300	0400	1101
		Sheep meat	Sheep wool	Grain cereals	Grain pulses & oilseeds	Beef cattle	Dairy cattle	Pigs	Poultry	Horticulture	New industries and Other agriculture	Services to agriculture; hunting and trapping	Forestry and logging	Commercial fishing	Coal
INPUT-OUTPUT CODE	USAGE														
	SUPPLY														
4501+(5401-2)/2	Wholesale trade + repairs	0.0149	0.0186	0.0254	0.0282	0.0018	0.0183	0.0157	0.0174	0.0395	0.0395	0.0148	0.0394	0.0576	0.0264
5101+(5401-2)/2	Retail trade + repairs	0.0115	0.0143	0.0114	0.0126	0.0019	0.0058	0.0047	0.0010	0.0120	0.0120	0.0037	0.0183	0.0154	0.0054
5701	Accommodation, cafes and restaurants	0.0033	0.0041	0.0017	0.0019	0.0028	0.0024	0.0020	0.0012	0.0029	0.0029	0.0103	0.0015	0.0023	0.0015
6101	Road transport	0.0048	0.0158	0.0219	0.0325	0.0092	0.0274	0.0522	0.0159	0.0282	0.0282	0.0084	0.0173	0.0121	0.0094
6201	Rail, pipeline and other transport	0.0007	0.0008	0.0108	0.0113	0.0015	0.0021	0.0029	0.0033	0.0015	0.0015	0.0003	0.0003	0.0004	0.0003
6301	Water transport	0.0002	0.0002	0.0004	0.0004	0.0002	0.0003	0.0005	0.0004	0.0003	0.0003	0.0003	0.0002	0.0023	0.0002
6401	Air and space transport	0.0005	0.0006	0.0004	0.0004	0.0014	0.0014	0.0008	0.0006	0.0021	0.0021	0.0034	0.0009	0.0007	0.0064
6601	Services to transport; storage	0.0176	0.0220	0.0022	0.0025	0.0024	0.0028	0.0023	0.0058	0.0032	0.0032	0.0010	0.0009	0.0068	0.0031
7101	Communication services	0.0038	0.0047	0.0016	0.0018	0.0073	0.0049	0.0034	0.0047	0.0084	0.0084	0.0018	0.0026	0.0018	0.0050
7301	Banking	0.0078	0.0098	0.0042	0.0047	0.0082	0.0091	0.0080	0.0116	0.0130	0.0130	0.0054	0.0089	0.0040	0.0121
7302	Non-bank finance	0.0009	0.0011	0.0004	0.0004	0.0014	0.0016	0.0009	0.0013	0.0020	0.0020	0.0006	0.0028	0.0004	0.0020
7303	Financial asset investors	-0.0001	-0.0001	0.0000	0.0000	0.0000	0.0000	0.0000	0.0000	0.0000	0.0000	-0.0001	0.0000	0.0000	0.0000
7401	Insurance	0.0016	0.0020	0.0030	0.0034	0.0035	0.0024	0.0019	0.0022	0.0084	0.0084	0.0042	0.0131	0.0016	0.0181
7501	Services to finance, investment and insurance	0.0001	0.0001	0.0000	0.0000	0.0001	0.0001	0.0001	0.0001	0.0001	0.0001	0.0001	0.0001	0.0000	0.0044
7701	Ownership of dwellings	0.0000	0.0000	0.0000	0.0000	0.0000	0.0000	0.0000	0.0000	0.0000	0.0000	0.0000	0.0000	0.0000	0.0000
7702	Other property services	0.0038	0.0048	0.0016	0.0018	0.0018	0.0017	0.0014	0.0010	0.0025	0.0025	0.0016	0.0001	0.0015	0.0157
7801	Scientific research, technical and computer services	0.0097	0.0121	0.0114	0.0127	0.0104	0.0050	0.0041	0.0012	0.0083	0.0083	0.0224	0.0024	0.0012	0.0064
7802	Legal, accounting ... management services	0.0183	0.0460	0.0042	0.0120	0.1183	0.0747	0.0601	0.0867	0.0131	0.0131	0.0048	0.0008	0.0035	0.0093
7803	Other business services	0.0006	0.0008	0.0002	0.0002	0.0019	0.0000	0.0000	0.0004	0.0008	0.0008	0.0001	0.0004	0.0001	0.0029
8101	Government administration	0.0039	0.0048	0.0005	0.0006	0.0005	0.0013	0.0011	0.0018	0.0038	0.0038	0.0296	0.0011	0.0027	0.0006
8201	Defence	0.0000	0.0000	0.0000	0.0000	0.0000	0.0000	0.0000	0.0000	0.0000	0.0000	0.0000	0.0000	0.0000	0.0000
8401	Education	0.0000	0.0000	0.0000	0.0000	0.0000	0.0000	0.0000	0.0000	0.0000	0.0000	0.0003	0.0001	0.0000	0.0016
8601	Health services	0.0039	0.0049	0.0000	0.0000	0.0019	0.0052	0.0020	0.0009	0.0010	0.0010	0.0090	0.0001	0.0012	0.0000
8701	Community services	0.0000	0.0000	0.0000	0.0000	0.0003	0.0000	0.0000	0.0000	0.0000	0.0000	0.0000	0.0000	0.0000	0.0002
9101	Motion picture, radio and television services	0.0000	0.0000	0.0000	0.0000	0.0000	0.0000	0.0000	0.0000	0.0000	0.0000	0.0017	0.0004	0.0000	0.0003
9201	Libraries, museums and the arts	0.0000	0.0000	0.0000	0.0000	0.0002	0.0000	0.0000	0.0000	0.0000	0.0000	0.0000	0.0000	0.0000	0.0000
9301	Sport, gambling and recreational services	0.0002	0.0003	0.0000	0.0000	0.0001	0.0003	0.0002	0.0000	0.0000	0.0000	0.0000	0.0001	0.0000	0.0001
9501	Personal services	0.0000	0.0000	0.0000	0.0000	0.0000	0.0000	0.0000	0.0000	0.0000	0.0000	0.0002	0.0000	0.0013	0.0001
9601	Other services	0.0012	0.0014	0.0016	0.0017	0.0161	0.0009	0.0007	0.0004	0.0015	0.0015	0.0009	0.0004	0.0023	0.0008
<b>PIG00</b>	<b>Total intermediate usage</b>	<b>0.2669</b>	<b>0.4092</b>	<b>0.2221</b>	<b>0.3205</b>	<b>0.4003</b>	<b>0.4247</b>	<b>0.4710</b>	<b>0.4257</b>	<b>0.3976</b>	<b>0.3976</b>	<b>0.1736</b>	<b>0.4154</b>	<b>0.2643</b>	<b>0.3308</b>
PIG10	Wages, salaries and supplements	0.0549	0.1239	0.0387	0.0593	0.0545	0.1046	0.0384	0.1781	0.1203	0.1203	0.2400	0.3316	0.1923	0.2448
PIG20	Gross operating surplus	0.4382	0.1564	0.4359	0.2833	0.2472	0.3064	0.1610	0.1450	0.3819	0.3819	0.3886	0.1841	0.1486	0.3677
PIG30	Net Commodity taxes	0.0000	0.0108	0.0173	0.0193	0.0059	0.0444	0.0027	0.0064	0.0114	0.0114	0.0168	0.0056	0.0230	-0.0007
PIG40	Net Indirect taxes nec	0.0226	0.0282	0.0215	0.0239	0.0171	0.0201	0.0166	0.0220	0.0284	0.0284	0.0292	0.0321	0.0409	0.0070
PIG50	Sales by final buyers	0.0000	0.0000	0.0000	0.0000	0.0000	0.0000	0.0000	0.0000	0.0000	0.0000	0.0000	0.0000	0.0000	0.0001
PICIMP	Complementary imports cif	0.0019	0.0024	0.0021	0.0023	0.0016	0.0020	0.0016	0.0021	0.0024	0.0024	0.0024	0.0024	0.0024	0.0024
PIIMP	Competing imports cif + duty	0.2155	0.2691	0.2623	0.2914	0.2734	0.0979	0.3086	0.2207	0.0581	0.0581	0.1495	0.0288	0.3284	0.0480
<b>PIG90</b>	<b>Western Australian production</b>	<b>1.0000</b>	<b>1.0000</b>	<b>1.0000</b>	<b>1.0000</b>	<b>1.0000</b>	<b>1.0000</b>	<b>1.0000</b>	<b>1.0000</b>	<b>1.0000</b>	<b>1.0000</b>	<b>1.0000</b>	<b>1.0000</b>	<b>1.0000</b>	<b>1.0000</b>

(continued on next page)

TABLE B1 continued ...

THE WA 111-SECTOR I-O COEFFICIENTS TABLE: 1992/93  
Direct Allocation of Competing Imports

INPUT-OUTPUT CODE		1102	1301	1302	1400	1500	2101	2102	2103	2104	2105	2106	2107	2108	2109
		Oil and gas	Iron ores	Non-ferrous metal ores	Other mining	Services to mining	Meat and meat products	Dairy products	Fruit and vegetable products	Oils & fats	Flour mill products and cereal foods	Bakery products	Confectionery	Other food products	Soft drinks, cordials and syrups
INPUT-OUTPUT CODE	USAGE														
SUPPLY															
01011	Sheep meat	0.0000	0.0000	0.0000	0.0000	0.0000	0.1360	0.0000	0.0000	0.0000	0.0000	0.0000	0.0000	0.0000	0.0000
01012	Sheep wool	0.0000	0.0000	0.0000	0.0000	0.0000	0.0000	0.0000	0.0000	0.0000	0.0000	0.0000	0.0000	0.0000	0.0000
01021	Grain cereals	0.0000	0.0000	0.0000	0.0000	0.0000	0.0000	0.0000	0.0051	0.0000	0.1585	0.0017	0.0021	0.0463	0.0000
01022	Grain pulses & oilseeds	0.0000	0.0000	0.0000	0.0000	0.0000	0.0000	0.0000	0.0006	0.1721	0.0000	0.0002	0.0003	0.0105	0.0000
0103	Beef cattle	0.0000	0.0000	0.0000	0.0000	0.0000	0.1663	0.0000	0.0000	0.0000	0.0000	0.0000	0.0000	0.0000	0.0000
0104	Dairy cattle	0.0000	0.0000	0.0000	0.0000	0.0000	0.0000	0.3175	0.0000	0.0000	0.0000	0.0000	0.0001	0.0000	0.0000
0105	Pigs	0.0000	0.0000	0.0000	0.0000	0.0000	0.0554	0.0000	0.0000	0.0000	0.0000	0.0000	0.0000	0.0000	0.0000
0106	Poultry	0.0000	0.0000	0.0000	0.0000	0.0000	0.0571	0.0000	0.0000	0.0000	0.0000	0.0003	0.0000	0.0001	0.0000
01071	Horticulture	0.0000	0.0000	0.0000	0.0000	0.0000	0.0000	0.0022	0.0237	0.0000	0.0002	0.0019	0.0053	0.0459	0.0034
01072	New industries and Other agriculture	0.0000	0.0000	0.0000	0.0000	0.0000	0.0000	0.0046	0.0485	0.0001	0.0004	0.0039	0.0109	0.0938	0.0070
0200	Services to agriculture; hunting and trapping	0.0000	0.0000	0.0000	0.0000	0.0000	0.0116	0.0000	0.0000	0.0193	0.0000	0.0000	0.0000	0.0001	0.0000
0300	Forestry and logging	0.0006	0.0000	0.0004	0.0002	0.0000	0.0002	0.0006	0.0006	0.0001	0.0003	0.0001	0.0001	0.0003	0.0000
0400	Commercial fishing	0.0000	0.0000	0.0000	0.0000	0.0000	0.0000	0.0000	0.0026	0.0043	0.0000	0.0000	0.0000	0.0312	0.0000
1101	Coal	0.0000	0.0000	0.0001	0.0000	0.0000	0.0005	0.0019	0.0012	0.0003	0.0014	0.0003	0.0005	0.0007	0.0001
1102	Oil and gas	0.0106	0.0002	0.0017	0.0001	0.0001	0.0014	0.0035	0.0020	0.0009	0.0017	0.0005	0.0004	0.0013	0.0003
1301	Iron ores	0.0000	0.0577	0.0001	0.0000	0.0000	0.0000	0.0000	0.0000	0.0000	0.0000	0.0000	0.0000	0.0000	0.0000
1302	Non-ferrous metal ores	0.0001	0.0000	0.0272	0.0000	0.0037	0.0000	0.0000	0.0000	0.0000	0.0000	0.0000	0.0000	0.0000	0.0000
1400	Other mining	0.0002	0.0000	0.0075	0.0192	0.0000	0.0000	0.0000	0.0000	0.0000	0.0000	0.0000	0.0000	0.0000	0.0000
1500	Services to mining	0.0264	0.0075	0.0711	0.0169	0.1263	0.0000	0.0000	0.0000	0.0000	0.0000	0.0000	0.0000	0.0000	0.0000
2101	Meat and meat products	0.0000	0.0000	0.0000	0.0001	0.0000	0.0503	0.0002	0.0126	0.0288	0.0003	0.0173	0.0001	0.0300	0.0003
2102	Dairy products	0.0000	0.0001	0.0000	0.0000	0.0000	0.0004	0.1516	0.0048	0.0014	0.0026	0.0134	0.0264	0.0016	0.0016
2103	Fruit and vegetable products	0.0000	0.0000	0.0000	0.0000	0.0000	0.0000	0.0004	0.0462	0.0000	0.0022	0.0036	0.0028	0.0003	0.0053
2104	Oils and fats	0.0000	0.0000	0.0000	0.0000	0.0000	0.0000	0.0000	0.0028	0.1411	0.0023	0.0077	0.0012	0.0098	0.0001
2105	Flour mill products and cereal foods	0.0000	0.0000	0.0000	0.0000	0.0000	0.0007	0.0006	0.0129	0.0004	0.1168	0.0838	0.0254	0.0061	0.0011
2106	Bakery products	0.0000	0.0001	0.0001	0.0002	0.0001	0.0000	0.0001	0.0004	0.0000	0.0020	0.0027	0.0027	0.0002	0.0002
2107	Confectionery	0.0000	0.0000	0.0000	0.0000	0.0000	0.0000	0.0002	0.0000	0.0000	0.0038	0.0029	0.0257	0.0001	0.0000
2108	Other food products	0.0000	0.0000	0.0000	0.0000	0.0000	0.0030	0.0047	0.0303	0.0093	0.0212	0.0406	0.0254	0.1149	0.0489
2109	Soft drinks, cordials and syrups	0.0000	0.0000	0.0001	0.0001	0.0000	0.0000	0.0001	0.0006	0.0019	0.0003	0.0003	0.0003	0.0002	0.0042
2110	Beer and malt	0.0000	0.0006	0.0008	0.0002	0.0001	0.0000	0.0002	0.0000	0.0000	0.0002	0.0000	0.0000	0.0011	0.0018
2111	Wine and spirits	0.0000	0.0000	0.0000	0.0000	0.0000	0.0004	0.0000	0.0007	0.0000	0.0002	0.0001	0.0051	0.0001	0.0001
2201	Wool scouring	0.0000	0.0000	0.0000	0.0000	0.0000	0.0000	0.0000	0.0000	0.0000	0.0000	0.0000	0.0000	0.0000	0.0000
2202	Textile fibres, yarns and woven fabrics	0.0000	0.0000	0.0001	0.0000	0.0000	0.0000	0.0000	0.0000	0.0000	0.0000	0.0000	0.0001	0.0001	0.0000
2203	Textile products	0.0000	0.0000	0.0000	0.0000	0.0000	0.0004	0.0000	0.0000	0.0001	0.0004	0.0002	0.0001	0.0006	0.0001
2204	Knitting mill products	0.0000	0.0000	0.0000	0.0000	0.0000	0.0000	0.0000	0.0000	0.0000	0.0000	0.0000	0.0000	0.0000	0.0000
2205	Clothing	0.0000	0.0000	0.0000	0.0000	0.0000	0.0001	0.0000	0.0000	0.0000	0.0000	0.0001	0.0002	0.0001	0.0000
2206	Footwear	0.0000	0.0000	0.0000	0.0000	0.0000	0.0000	0.0000	0.0000	0.0000	0.0000	0.0000	0.0001	0.0000	0.0000
2207	Leather and leather products	0.0000	0.0000	0.0000	0.0000	0.0000	0.0001	0.0000	0.0000	0.0000	0.0000	0.0000	0.0000	0.0004	0.0000
2301	Sawmill products	0.0007	0.0000	0.0003	0.0000	0.0000	0.0000	0.0000	0.0000	0.0000	0.0000	0.0000	0.0000	0.0000	0.0000
2302	Plywood, veneer and fabricated wood	0.0000	0.0000	0.0000	0.0000	0.0000	0.0000	0.0000	0.0000	0.0000	0.0000	0.0000	0.0000	0.0000	0.0000
2303	Other wood products	0.0001	0.0001	0.0003	0.0001	0.0001	0.0000	0.0000	0.0000	0.0000	0.0001	0.0000	0.0000	0.0000	0.0000
2304	Pulp, paper and paperboard	0.0000	0.0000	0.0000	0.0000	0.0000	0.0000	0.0001	0.0000	0.0000	0.0020	0.0000	0.0004	0.0001	0.0001
2305+2306	Paperboard containers; ... other paper products	0.0000	0.0001	0.0001	0.0000	0.0000	0.0069	0.0046	0.0335	0.0080	0.0304	0.0135	0.0264	0.0088	0.0101

(continued on next page)



TABLE B1 continued ...

## THE WA 111-SECTOR I-O COEFFICIENTS TABLE: 1992/93

## Direct Allocation of Competing Imports

INPUT-OUTPUT CODE		1102	1301	1302	1400	1500	2101	2102	2103	2104	2105	2106	2107	2108	2109
		Oil and gas	Iron ores	Non-ferrous metal ores	Other mining	Services to mining	Meat and meat products	Dairy products	Fruit and vegetable products	Oils & fats	Flour mill products and cereal foods	Bakery products	Confectionery	Other food products	Soft drinks, cordials and syrups
INPUT-OUTPUT CODE	USAGE														
	SUPPLY														
2401	Printing and services to printing	0.0001	0.0000	0.0001	0.0001	0.0000	0.0002	0.0002	0.0007	0.0013	0.0010	0.0020	0.0230	0.0018	0.0102
2402	Publishing, recorded media and publishing	0.0004	0.0002	0.0014	0.0005	0.0004	0.0001	0.0001	0.0074	0.0021	0.0006	0.0021	0.0028	0.0019	0.0102
2501	Petroleum and coal products	0.0005	0.0116	0.0200	0.0187	0.0038	0.0044	0.0049	0.0340	0.0009	0.0018	0.0060	0.0016	0.0047	0.0139
2502	Fertilisers	0.0001	0.0002	0.0004	0.0006	0.0000	0.0000	0.0000	0.0000	0.0003	0.0002	0.0000	0.0000	0.0047	0.0000
2503	Other basic chemicals	0.0006	0.0001	0.0037	0.0005	0.0003	0.0003	0.0006	0.0002	0.0022	0.0023	0.0000	0.0027	0.0037	0.0106
2504	Paints	0.0000	0.0000	0.0000	0.0000	0.0000	0.0000	0.0000	0.0000	0.0000	0.0000	0.0000	0.0000	0.0001	0.0000
2506	Soap and other detergents	0.0000	0.0000	0.0000	0.0000	0.0000	0.0003	0.0000	0.0000	0.0000	0.0000	0.0001	0.0003	0.0000	0.0000
2505+2508	Medicinal & pharmaceutical ... chemical products	0.0004	0.0007	0.0009	0.0009	0.0000	0.0000	0.0001	0.0006	0.0009	0.0002	0.0004	0.0015	0.0012	0.0008
2509	Rubber products	0.0000	0.0002	0.0004	0.0003	0.0000	0.0000	0.0000	0.0000	0.0001	0.0000	0.0000	0.0002	0.0000	0.0000
2510	Plastic products	0.0001	0.0000	0.0002	0.0001	0.0001	0.0037	0.0132	0.0344	0.0168	0.0164	0.0239	0.0589	0.0173	0.0407
2601	Glass and glass products	0.0000	0.0000	0.0000	0.0000	0.0000	0.0000	0.0006	0.0244	0.0011	0.0000	0.0001	0.0004	0.0010	0.0322
2602	Ceramic products	0.0000	0.0000	0.0002	0.0002	0.0000	0.0000	0.0000	0.0000	0.0000	0.0000	0.0000	0.0000	0.0028	0.0000
2603	Cement and lime	0.0000	0.0000	0.0004	0.0003	0.0003	0.0000	0.0000	0.0000	0.0000	0.0000	0.0000	0.0000	0.0017	0.0000
2604	Concrete slurry	0.0000	0.0000	0.0001	0.0000	0.0000	0.0000	0.0000	0.0000	0.0000	0.0000	0.0000	0.0000	0.0000	0.0000
2605	Plaster and other concrete products	0.0000	0.0002	0.0007	0.0000	0.0000	0.0000	0.0000	0.0000	0.0000	0.0000	0.0000	0.0000	0.0000	0.0000
2606	Other non-metallic mineral products	0.0000	0.0000	0.0004	0.0007	0.0001	0.0000	0.0000	0.0001	0.0001	0.0000	0.0000	0.0000	0.0011	0.0002
2701	Iron and steel	0.0002	0.0002	0.0003	0.0003	0.0006	0.0000	0.0000	0.0002	0.0000	0.0000	0.0000	0.0000	0.0002	0.0001
2702	Basic non-ferrous metal and products	0.0000	0.0025	0.0028	0.0001	0.0000	0.0000	0.0001	0.0000	0.0000	0.0000	0.0054	0.0085	0.0024	0.0001
2703	Structural metal products	0.0000	0.0027	0.0102	0.0033	0.0039	0.0000	0.0000	0.0001	0.0000	0.0000	0.0001	0.0002	0.0001	0.0004
2704	Sheet metal products	0.0000	0.0000	0.0011	0.0000	0.0002	0.0007	0.0033	0.1207	0.0070	0.0043	0.0017	0.0004	0.0065	0.0999
2705	Fabricated metal products	0.0004	0.0001	0.0004	0.0003	0.0000	0.0002	0.0001	0.0004	0.0002	0.0002	0.0002	0.0006	0.0015	0.0007
2801	Motor vehicles and parts; other transport equipment	0.0000	0.0001	0.0002	0.0001	0.0001	0.0000	0.0000	0.0000	0.0000	0.0000	0.0000	0.0003	0.0000	0.0000
2802	Ships and boats	0.0001	0.0000	0.0001	0.0000	0.0000	0.0001	0.0000	0.0000	0.0000	0.0001	0.0000	0.0003	0.0002	0.0002
2803	Railway equipment	0.0001	0.0000	0.0000	0.0000	0.0000	0.0000	0.0000	0.0000	0.0000	0.0000	0.0000	0.0000	0.0000	0.0000
2804	Aircraft	0.0000	0.0000	0.0000	0.0000	0.0000	0.0000	0.0000	0.0000	0.0000	0.0000	0.0000	0.0000	0.0000	0.0000
2805	Photographic and scientific equipment	0.0000	0.0000	0.0000	0.0001	0.0000	0.0000	0.0000	0.0000	0.0000	0.0000	0.0001	0.0001	0.0001	0.0000
2806	Electronic equipment	0.0000	0.0000	0.0001	0.0003	0.0001	0.0000	0.0000	0.0000	0.0000	0.0001	0.0004	0.0004	0.0003	0.0001
2807	Household appliances	0.0000	0.0000	0.0000	0.0000	0.0000	0.0000	0.0000	0.0000	0.0001	0.0000	0.0000	0.0001	0.0000	0.0000
2808	Other electrical equipment	0.0000	0.0001	0.0001	0.0001	0.0000	0.0000	0.0000	0.0000	0.0000	0.0001	0.0001	0.0002	0.0000	0.0001
2809	Agricultural machinery	0.0000	0.0000	0.0001	0.0001	0.0000	0.0000	0.0000	0.0000	0.0000	0.0000	0.0000	0.0000	0.0000	0.0000
2810	Mining & construction machinery ... equipment	0.0000	0.0008	0.0024	0.0039	0.0004	0.0001	0.0000	0.0000	0.0001	0.0001	0.0006	0.0001	0.0006	0.0004
2811	Other machinery and equipment	0.0000	0.0002	0.0022	0.0022	0.0002	0.0001	0.0001	0.0002	0.0005	0.0007	0.0015	0.0021	0.0025	0.0016
2901	Prefabricated buildings	0.0000	0.0000	0.0002	0.0000	0.0000	0.0000	0.0000	0.0000	0.0000	0.0000	0.0000	0.0000	0.0000	0.0000
2902	Furniture	0.0000	0.0000	0.0000	0.0001	0.0000	0.0002	0.0000	0.0003	0.0001	0.0000	0.0004	0.0002	0.0001	0.0006
2903	Other manufacturing	0.0000	0.0001	0.0001	0.0001	0.0000	0.0001	0.0000	0.0022	0.0008	0.0013	0.0002	0.0005	0.0003	0.0069
3601	Electricity supply	0.0003	0.0049	0.0184	0.0079	0.0002	0.0101	0.0088	0.0099	0.0039	0.0159	0.0112	0.0071	0.0064	0.0043
3602	Gas supply	0.0000	0.0010	0.0001	0.0001	0.0000	0.0017	0.0019	0.0028	0.0015	0.0043	0.0054	0.0025	0.0030	0.0008
3701	Water supply; sewerage and drainage services	0.0004	0.0026	0.0047	0.0013	0.0001	0.0006	0.0001	0.0000	0.0033	0.0002	0.0027	0.0006	0.0019	0.0006
4101	Residential building construction	0.0000	0.0000	0.0000	0.0000	0.0001	0.0000	0.0000	0.0000	0.0000	0.0000	0.0000	0.0000	0.0000	0.0000
4102	Other construction	0.0001	0.0004	0.0198	0.0095	0.0016	0.0001	0.0000	0.0001	0.0002	0.0002	0.0002	0.0004	0.0003	0.0005

(continued on next page)



TABLE B1 continued ...

## THE WA 111-SECTOR I-O COEFFICIENTS TABLE: 1992/93

## Direct Allocation of Competing Imports

INPUT-OUTPUT CODE		1102	1301	1302	1400	1500	2101	2102	2103	2104	2105	2106	2107	2108	2109
USAGE		Oil and gas	Iron ores	Non-ferrous metal ores	Other mining	Services to mining	Meat and meat products	Dairy products	Fruit and vegetable products	Oils & fats	Flour mill products and cereal foods	Bakery products	Confectionery	Other food products	Soft drinks, cordials and syrups
INPUT-OUTPUT CODE	SUPPLY														
4501+(5401-2)/2	Wholesale trade + repairs	0.0029	0.0102	0.0197	0.0272	0.0057	0.0414	0.0474	0.0447	0.0601	0.0480	0.0740	0.1115	0.0516	0.0464
5101+(5401-2)/2	Retail trade + repairs	0.0002	0.0042	0.0037	0.0214	0.0044	0.0016	0.0003	0.0002	0.0004	0.0018	0.0125	0.0044	0.0022	0.0084
5701	Accommodation, cafes and restaurants	0.0004	0.0033	0.0043	0.0020	0.0070	0.0013	0.0003	0.0004	0.0007	0.0037	0.0107	0.0041	0.0025	0.0050
6101	Road transport	0.0010	0.0038	0.0206	0.0230	0.0078	0.0710	0.0313	0.0421	0.0449	0.0285	0.0104	0.0118	0.0376	0.0157
6201	Rail, pipeline and other transport	0.0009	0.0013	0.0007	0.0006	0.0001	0.0029	0.0028	0.0019	0.0105	0.0138	0.0009	0.0006	0.0058	0.0005
6301	Water transport	0.0012	0.0035	0.0004	0.0010	0.0229	0.0001	0.0001	0.0006	0.0003	0.0003	0.0002	0.0002	0.0009	0.0005
6401	Air and space transport	0.0002	0.0007	0.0019	0.0009	0.0011	0.0006	0.0002	0.0009	0.0002	0.0015	0.0054	0.0008	0.0017	0.0011
6601	Services to transport, storage	0.0118	0.0013	0.0025	0.0036	0.0014	0.0015	0.0010	0.0015	0.0076	0.0071	0.0054	0.0011	0.0079	0.0085
7101	Communication services	0.0004	0.0005	0.0047	0.0025	0.0013	0.0067	0.0005	0.0107	0.0011	0.0088	0.0091	0.0067	0.0052	0.0025
7301	Banking	0.0013	0.0020	0.0035	0.0035	0.0021	0.0104	0.0073	0.0106	0.0089	0.0078	0.0105	0.0079	0.0090	0.0071
7302	Non-bank finance	0.0003	0.0002	0.0003	0.0003	0.0002	0.0029	0.0017	0.0018	0.0014	0.0029	0.0033	0.0079	0.0031	0.0022
7303	Financial asset investors	0.0000	0.0000	-0.0001	0.0000	0.0000	-0.0001	0.0000	0.0000	-0.0001	0.0000	0.0000	0.0000	0.0000	0.0000
7401	Insurance	0.0026	0.0043	0.0019	0.0038	0.0011	0.0052	0.0008	0.0032	0.0009	0.0044	0.0056	0.0026	0.0038	0.0084
7501	Services to finance, investment and insurance	0.0000	0.0063	0.0016	0.0003	0.0022	0.0018	0.0002	0.0003	0.0004	0.0013	0.0002	0.0120	0.0022	0.0003
7701	Ownership of dwellings	0.0000	0.0000	0.0000	0.0000	0.0000	0.0000	0.0000	0.0000	0.0000	0.0000	0.0000	0.0000	0.0000	0.0000
7702	Other property services	0.0518	0.0024	0.0124	0.0195	0.0051	0.0185	0.0002	0.0003	0.0001	0.0019	0.0003	0.0014	0.0010	0.0015
7801	Scientific research, technical and computer services	0.0022	0.0041	0.0070	0.0060	0.2901	0.0093	0.0023	0.0174	0.0011	0.0062	0.0177	0.0027	0.0085	0.0117
7802	Legal, accounting ... management services	0.0030	0.0022	0.0056	0.0048	0.0023	0.0050	0.0034	0.0112	0.0221	0.0659	0.0105	0.0588	0.0319	0.0301
7803	Other business services	0.0003	0.0002	0.0010	0.0005	0.0009	0.0027	0.0001	0.0076	0.0003	0.0003	0.0064	0.0007	0.0005	0.0021
8101	Government administration	0.0013	0.0008	0.0005	0.0003	0.0011	0.0036	0.0004	0.0002	0.0011	0.0043	0.0019	0.0031	0.0073	0.0069
8201	Defence	0.0000	0.0000	0.0000	0.0000	0.0000	0.0000	0.0000	0.0000	0.0000	0.0000	0.0000	0.0000	0.0000	0.0000
8401	Education	0.0005	0.0022	0.0025	0.0012	0.0001	0.0000	0.0000	0.0000	0.0000	0.0001	0.0000	0.0001	0.0000	0.0003
8601	Health services	0.0000	0.0000	0.0000	0.0000	0.0001	0.0064	0.0000	0.0000	0.0000	0.0000	0.0000	0.0001	0.0000	0.0002
8701	Community services	0.0000	0.0000	0.0000	0.0000	0.0000	0.0000	0.0000	0.0000	0.0000	0.0001	0.0001	0.0007	0.0000	0.0000
9101	Motion picture, radio and television services	0.0000	0.0000	0.0003	0.0001	0.0001	0.0002	0.0001	0.0026	0.0014	0.0002	0.0012	0.0038	0.0014	0.0066
9201	Libraries, museums and the arts	0.0000	0.0000	0.0001	0.0001	0.0002	0.0000	0.0000	0.0001	0.0000	0.0000	0.0001	0.0025	0.0000	0.0000
9301	Sport, gambling and recreational services	0.0001	0.0000	0.0002	0.0000	0.0002	0.0000	0.0000	0.0000	0.0000	0.0000	0.0000	0.0000	0.0002	0.0000
9501	Personal services	0.0001	0.0000	0.0001	0.0000	0.0005	0.0006	0.0000	0.0015	0.0003	0.0001	0.0008	0.0006	0.0003	0.0013
9601	Other services	0.0003	0.0005	0.0022	0.0008	0.0003	0.0063	0.0004	0.0083	0.0003	0.0059	0.0058	0.0005	0.0012	0.0010
PIG00	<b>Total intermediate usage</b>	<b>0.1254</b>	<b>0.1495</b>	<b>0.3003</b>	<b>0.2135</b>	<b>0.5015</b>	<b>0.7144</b>	<b>0.6282</b>	<b>0.6359</b>	<b>0.5962</b>	<b>0.6124</b>	<b>0.4531</b>	<b>0.5248</b>	<b>0.6590</b>	<b>0.4897</b>
PIG10	Wages, salaries and supplements	0.0412	0.1397	0.1275	0.1251	0.2670	0.1592	0.1007	0.1474	0.1260	0.1104	0.2714	0.2080	0.1260	0.1257
PIG20	Gross operating surplus	0.7842	0.5032	0.2471	0.4914	-0.0099	0.0646	0.1197	0.0796	0.0972	0.1815	0.0850	0.1551	0.0997	0.0978
PIG30	Net Commodity taxes	-0.0015	-0.0018	-0.0022	-0.0057	-0.0009	0.0164	0.0042	0.0136	0.0044	0.0142	0.0151	0.0128	0.0105	0.0274
PIG40	Net Indirect taxes nec	0.0016	0.0120	0.0100	0.0087	0.0257	0.0097	0.0087	0.0139	0.0085	0.0096	0.0201	0.0099	0.0075	0.0114
PIG50	Sales by final buyers	0.0004	0.0000	0.0001	0.0000	0.0009	0.0000	0.0000	0.0000	0.0000	0.0000	0.0000	0.0000	0.0000	0.0000
PICOMP	Complementary imports cif	0.0024	0.0024	0.0024	0.0024	0.0025	0.0030	0.0025	0.0025	0.0025	0.0025	0.0025	0.0025	0.0141	0.0025
PIIMP	Competing imports cif + duty	0.0462	0.1950	0.3148	0.1646	0.2132	0.0327	0.1361	0.1071	0.1652	0.0694	0.1529	0.0868	0.0834	0.2456
PIG90	<b>Western Australian production</b>	<b>1.0000</b>	<b>1.0000</b>	<b>1.0000</b>	<b>1.0000</b>	<b>1.0000</b>	<b>1.0000</b>	<b>1.0000</b>	<b>1.0000</b>	<b>1.0000</b>	<b>1.0000</b>	<b>1.0000</b>	<b>1.0000</b>	<b>1.0000</b>	<b>1.0000</b>

(continued on next page)



TABLE B1 continued ...

## THE WA 111-SECTOR I-O COEFFICIENTS TABLE: 1992/93

## Direct Allocation of Competing Imports

INPUT-OUTPUT CODE		2110	2111	2201	2202	2203	2204	2205	2206	2207	2301	2302	2303	2304	2305+2306
USAGE		Beer and malt	Wine and spirits	Wool scouring	Textile fibres, yarns and woven fabrics	Textile products	Knitting mill products	Clothing	Footwear	Leather and leather products	Sawmill products	Plywood, veneer and fabricated wood	Other wood products	Pulp, paper and paperboard	Paperboard containers; paper bags and sacks and other paper products
INPUT-OUTPUT CODE	SUPPLY														
01011	Sheep meat	0.0000	0.0000	0.0000	0.0000	0.0000	0.0000	0.0000	0.0000	0.0114	0.0000	0.0000	0.0000	0.0000	0.0000
01012	Sheep wool	0.0000	0.0000	0.5784	0.0282	0.0000	0.0000	0.0000	0.0000	0.0219	0.0000	0.0000	0.0000	0.0000	0.0000
01021	Grain cereals	0.0750	0.0002	0.0000	0.0000	0.0000	0.0000	0.0000	0.0000	0.0000	0.0000	0.0000	0.0000	0.0000	0.0000
01022	Grain pulses & oilseeds	0.0000	0.0000	0.0000	0.0000	0.0000	0.0000	0.0000	0.0000	0.0000	0.0000	0.0000	0.0000	0.0000	0.0000
0103	Beef cattle	0.0000	0.0000	0.0000	0.0000	0.0000	0.0000	0.0000	0.0000	0.0000	0.0000	0.0000	0.0000	0.0000	0.0000
0104	Dairy cattle	0.0000	0.0000	0.0000	0.0000	0.0000	0.0000	0.0000	0.0000	0.0000	0.0000	0.0000	0.0000	0.0000	0.0000
0105	Pigs	0.0000	0.0000	0.0000	0.0000	0.0000	0.0000	0.0000	0.0000	0.0000	0.0000	0.0000	0.0000	0.0000	0.0000
0106	Poultry	0.0000	0.0000	0.0000	0.0000	0.0000	0.0000	0.0000	0.0000	0.0000	0.0000	0.0000	0.0000	0.0000	0.0000
01071	Horticulture	0.0005	0.0488	0.0000	0.0000	0.0009	0.0000	0.0000	0.0000	0.0008	0.0000	0.0000	0.0000	0.0000	0.0001
01072	New industries and Other agriculture	0.0010	0.0997	0.0000	0.0000	0.0019	0.0000	0.0000	0.0000	0.0017	0.0000	0.0000	0.0000	0.0001	0.0002
0200	Services to agriculture, hunting and trapping	0.0000	0.0000	0.0000	0.1819	0.0002	0.0259	0.0000	0.0000	0.0000	0.0000	0.0000	0.0000	0.0000	0.0000
0300	Forestry and logging	0.0002	0.0002	0.0000	0.0002	0.0001	0.0000	0.0001	0.0000	0.0020	0.0655	0.0140	0.0036	0.1156	0.0005
0400	Commercial fishing	0.0000	0.0000	0.0000	0.0000	0.0000	0.0000	0.0000	0.0000	0.0000	0.0000	0.0000	0.0000	0.0000	0.0000
1101	Coal	0.0004	0.0005	0.0000	0.0012	0.0003	0.0003	0.0000	0.0000	0.0004	0.0001	0.0003	0.0000	0.0102	0.0017
1102	Oil and gas	0.0011	0.0007	0.0000	0.0016	0.0006	0.0003	0.0000	0.0000	0.0005	0.0004	0.0010	0.0001	0.0096	0.0023
1301	Iron ores	0.0000	0.0000	0.0000	0.0000	0.0000	0.0000	0.0000	0.0000	0.0000	0.0000	0.0000	0.0000	0.0001	0.0000
1302	Non-ferrous metal ores	0.0000	0.0000	0.0000	0.0000	0.0000	0.0000	0.0000	0.0000	0.0000	0.0000	0.0000	0.0001	0.0000	0.0000
1400	Other mining	0.0000	0.0000	0.0000	0.0000	0.0000	0.0000	0.0000	0.0000	0.0000	0.0000	0.0000	0.0000	0.0031	0.0002
1500	Services to mining	0.0000	0.0000	0.0000	0.0000	0.0000	0.0000	0.0000	0.0000	0.0000	0.0000	0.0000	0.0000	0.0000	0.0000
2101	Meat and meat products	0.0001	0.0000	0.0000	0.0010	0.0016	0.0004	0.0038	0.0002	0.2568	0.0001	0.0001	0.0001	0.0002	0.0001
2102	Dairy products	0.0002	0.0005	0.0000	0.0001	0.0002	0.0001	0.0000	0.0000	0.0000	0.0002	0.0002	0.0001	0.0004	0.0005
2103	Fruit and vegetable products	0.0000	0.0006	0.0000	0.0000	0.0000	0.0000	0.0000	0.0000	0.0000	0.0000	0.0000	0.0000	0.0000	0.0000
2104	Oils and fats	0.0000	0.0000	0.0000	0.0015	0.0013	0.0006	0.0000	0.0000	0.0000	0.0000	0.0000	0.0000	0.0000	0.0000
2105	Flour mill products and cereal foods	0.0016	0.0001	0.0000	0.0003	0.0000	0.0000	0.0000	0.0000	0.0000	0.0000	0.0000	0.0000	0.0105	0.0097
2106	Bakery products	0.0000	0.0001	0.0000	0.0000	0.0001	0.0000	0.0000	0.0000	0.0000	0.0000	0.0000	0.0000	0.0001	0.0001
2107	Confectionery	0.0000	0.0000	0.0000	0.0000	0.0000	0.0000	0.0000	0.0000	0.0000	0.0000	0.0000	0.0000	0.0000	0.0000
2108	Other food products	0.0081	0.0032	0.0000	0.0000	0.0001	0.0001	0.0000	0.0000	0.0009	0.0001	0.0000	0.0000	0.0001	0.0001
2109	Soft drinks, cordials and syrups	0.0001	0.0001	0.0000	0.0001	0.0000	0.0000	0.0000	0.0000	0.0000	0.0001	0.0000	0.0000	0.0001	0.0001
2110	Beer and malt	0.1011	0.0008	0.0000	0.0000	0.0000	0.0000	0.0000	0.0000	0.0000	0.0000	0.0001	0.0000	0.0000	0.0001
2111	Wine and spirits	0.0000	0.0427	0.0000	0.0000	0.0001	0.0000	0.0000	0.0000	0.0000	0.0000	0.0001	0.0000	0.0001	0.0002
2201	Wool scouring	0.0000	0.0000	0.0355	0.0476	0.0359	0.0001	0.0000	0.0000	0.0018	0.0000	0.0000	0.0000	0.0000	0.0000
2202	Textile fibres, yarns and woven fabrics	0.0000	0.0000	0.0000	0.0674	0.0940	0.1130	0.2168	0.0172	0.0019	0.0000	0.0000	0.0002	0.0000	0.0049
2203	Textile products	0.0000	0.0001	0.0000	0.0010	0.0062	0.0017	0.0020	0.0038	0.0001	0.0002	0.0008	0.0025	0.0003	0.0030
2204	Knitting mill products	0.0000	0.0000	0.0000	0.0007	0.0003	0.0870	0.0099	0.0000	0.0000	0.0000	0.0000	0.0000	0.0000	0.0005
2205	Clothing	0.0000	0.0001	0.0000	0.0000	0.0002	0.0004	0.0075	0.0043	0.0039	0.0000	0.0000	0.0000	0.0002	0.0001
2206	Footwear	0.0000	0.0000	0.0000	0.0000	0.0000	0.0000	0.0000	0.0295	0.0003	0.0000	0.0000	0.0000	0.0000	0.0000
2207	Leather and leather products	0.0000	0.0000	0.0000	0.0000	0.0005	0.0009	0.0039	0.1852	0.1406	0.0000	0.0000	0.0000	0.0000	0.0000
2301	Sawmill products	0.0000	0.0000	0.0000	0.0000	0.0005	0.0000	0.0000	0.0012	0.0001	0.1923	0.0382	0.1707	0.0037	0.0000
2302	Plywood, veneer and fabricated wood	0.0000	0.0000	0.0000	0.0000	0.0005	0.0000	0.0000	0.0005	0.0000	0.0031	0.2226	0.0643	0.0000	0.0000
2303	Other wood products	0.0000	0.0002	0.0000	0.0000	0.0009	0.0000	0.0000	0.0002	0.0005	0.0018	0.0054	0.0195	0.0000	0.0002
2304	Pulp, paper and paperboard	0.0000	0.0000	0.0000	0.0005	0.0008	0.0003	0.0000	0.0000	0.0001	0.0000	0.0001	0.0002	0.0664	0.0417
2305+2306	Paperboard containers; ... other paper products	0.0109	0.0576	0.0000	0.0010	0.0039	0.0141	0.0044	0.0128	0.0013	0.0001	0.0003	0.0003	0.0055	0.0332

(continued on next page)



TABLE B1 continued ...

## THE WA 111-SECTOR I-O COEFFICIENTS TABLE: 1992/93

## Direct Allocation of Competing Imports

INPUT-OUTPUT CODE		2110	2111	2201	2202	2203	2204	2205	2206	2207	2301	2302	2303	2304	2305+2306
USAGE		Beer and malt	Wine and spirits	Wool scouring	Textile fibres, yarns and woven fabrics	Textile products	Knitting mill products	Clothing	Footwear	Leather and leather products	Sawmill products	Plywood, veneer and fabricated wood	Other wood products	Pulp, paper and paperboard	Paperboard containers; paper bags and sacks and other paper products
INPUT-OUTPUT CODE	SUPPLY														
2401	Printing and services to printing	0.0016	0.0036	0.0000	0.0026	0.0041	0.0046	0.0054	0.0075	0.0023	0.0012	0.0010	0.0009	0.0045	0.0098
2402	Publishing, recorded media and publishing	0.0045	0.0087	0.0000	0.0012	0.0041	0.0093	0.0119	0.0107	0.0044	0.0052	0.0059	0.0051	0.0069	0.0072
2501	Petroleum and coal products	0.0010	0.0041	0.0003	0.0021	0.0031	0.0013	0.0007	0.0010	0.0016	0.0104	0.0075	0.0019	0.0096	0.0055
2502	Fertilisers	0.0000	0.0000	0.0000	0.0001	0.0001	0.0001	0.0000	0.0000	0.0003	0.0000	0.0001	0.0000	0.0001	0.0001
2503	Other basic chemicals	0.0001	0.0015	0.0000	0.0152	0.0147	0.0072	0.0023	0.0037	0.0231	0.0011	0.0104	0.0008	0.0099	0.0188
2504	Paints	0.0000	0.0000	0.0000	0.0000	0.0000	0.0000	0.0000	0.0001	0.0000	0.0000	0.0003	0.0010	0.0000	0.0003
2506	Soap and other detergents	0.0000	0.0000	0.0000	0.0021	0.0000	0.0002	0.0000	0.0001	0.0001	0.0000	0.0000	0.0000	0.0002	0.0001
2505+2508	Medicinal & pharmaceutical ... chemical products	0.0002	0.0007	0.0000	0.0002	0.0062	0.0001	0.0005	0.0112	0.0038	0.0009	0.0191	0.0013	0.0033	0.0117
2509	Rubber products	0.0000	0.0000	0.0000	0.0000	0.0003	0.0000	0.0002	0.0108	0.0000	0.0000	0.0001	0.0001	0.0000	0.0002
2510	Plastic products	0.0027	0.0305	0.0000	0.0048	0.0129	0.0111	0.0034	0.0097	0.0044	0.0003	0.0047	0.0024	0.0021	0.0507
2601	Glass and glass products	0.0089	0.0513	0.0000	0.0000	0.0002	0.0000	0.0000	0.0000	0.0000	0.0001	0.0000	0.0011	0.0000	0.0000
2602	Ceramic products	0.0000	0.0000	0.0000	0.0000	0.0000	0.0000	0.0000	0.0000	0.0000	0.0000	0.0000	0.0006	0.0000	0.0000
2603	Cement and lime	0.0000	0.0000	0.0000	0.0000	0.0000	0.0000	0.0000	0.0000	0.0000	0.0000	0.0001	0.0000	0.0003	0.0000
2604	Concrete slurry	0.0000	0.0000	0.0000	0.0000	0.0000	0.0000	0.0000	0.0000	0.0000	0.0000	0.0000	0.0000	0.0000	0.0000
2605	Plaster and other concrete products	0.0000	0.0000	0.0000	0.0000	0.0000	0.0000	0.0000	0.0002	0.0000	0.0000	0.0000	0.0192	0.0000	0.0000
2606	Other non-metallic mineral products	0.0002	0.0004	0.0000	0.0000	0.0008	0.0000	0.0000	0.0000	0.0000	0.0000	0.0307	0.0004	0.0028	0.0001
2701	Iron and steel	0.0002	0.0002	0.0000	0.0000	0.0015	0.0000	0.0000	0.0001	0.0000	0.0001	0.0005	0.0013	0.0001	0.0018
2702	Basic non-ferrous metal and products	0.0001	0.0172	0.0000	0.0000	0.0029	0.0000	0.0003	0.0001	0.0001	0.0000	0.0042	0.0082	0.0000	0.0016
2703	Structural metal products	0.0003	0.0007	0.0000	0.0000	0.0027	0.0000	0.0000	0.0004	0.0002	0.0000	0.0089	0.0233	0.0074	0.0002
2704	Sheet metal products	0.0680	0.0387	0.0000	0.0000	0.0002	0.0000	0.0000	0.0003	0.0001	0.0000	0.0002	0.0011	0.0001	0.0002
2705	Fabricated metal products	0.0003	0.0014	0.0000	0.0001	0.0056	0.0005	0.0002	0.0045	0.0018	0.0005	0.0006	0.0084	0.0073	0.0022
2801	Motor vehicles and parts; other transport equipment	0.0000	0.0001	0.0000	0.0000	0.0001	0.0001	0.0000	0.0001	0.0001	0.0000	0.0000	0.0002	0.0000	0.0002
2802	Ships and boats	0.0001	0.0001	0.0000	0.0000	0.0001	0.0000	0.0000	0.0001	0.0000	0.0001	0.0002	0.0001	0.0003	0.0003
2803	Railway equipment	0.0000	0.0000	0.0000	0.0000	0.0000	0.0000	0.0000	0.0000	0.0000	0.0000	0.0000	0.0000	0.0000	0.0000
2804	Aircraft	0.0000	0.0000	0.0000	0.0000	0.0000	0.0000	0.0000	0.0000	0.0000	0.0000	0.0000	0.0000	0.0000	0.0000
2805	Photographic and scientific equipment	0.0000	0.0000	0.0000	0.0000	0.0002	0.0001	0.0003	0.0001	0.0000	0.0000	0.0000	0.0000	0.0001	0.0001
2806	Electronic equipment	0.0001	0.0001	0.0000	0.0000	0.0001	0.0000	0.0000	0.0001	0.0001	0.0001	0.0000	0.0000	0.0002	0.0003
2807	Household appliances	0.0000	0.0000	0.0000	0.0000	0.0000	0.0000	0.0000	0.0001	0.0000	0.0000	0.0000	0.0000	0.0000	0.0001
2808	Other electrical equipment	0.0001	0.0003	0.0000	0.0000	0.0000	0.0000	0.0000	0.0001	0.0000	0.0000	0.0001	0.0004	0.0003	0.0002
2809	Agricultural machinery	0.0000	0.0001	0.0000	0.0000	0.0000	0.0000	0.0000	0.0000	0.0000	0.0000	0.0000	0.0000	0.0000	0.0000
2810	Mining & construction machinery ... equipment	0.0001	0.0002	0.0000	0.0000	0.0001	0.0000	0.0000	0.0001	0.0002	0.0003	0.0002	0.0002	0.0004	0.0003
2811	Other machinery and equipment	0.0008	0.0014	0.0000	0.0005	0.0013	0.0001	0.0000	0.0004	0.0006	0.0010	0.0016	0.0008	0.0022	0.0023
2901	Prefabricated buildings	0.0000	0.0000	0.0000	0.0000	0.0001	0.0000	0.0000	0.0000	0.0000	0.0001	0.0000	0.0007	0.0001	0.0000
2902	Furniture	0.0002	0.0025	0.0000	0.0000	0.0002	0.0000	0.0000	0.0001	0.0001	0.0001	0.0006	0.0010	0.0000	0.0001
2903	Other manufacturing	0.0051	0.0151	0.0000	0.0016	0.0017	0.0011	0.0007	0.0002	0.0077	0.0001	0.0003	0.0004	0.0002	0.0017
3601	Electricity supply	0.0080	0.0084	0.0001	0.0072	0.0069	0.0066	0.0045	0.0051	0.0037	0.0067	0.0153	0.0024	0.0410	0.0098
3602	Gas supply	0.0042	0.0007	0.0000	0.0032	0.0024	0.0017	0.0006	0.0002	0.0014	0.0001	0.0037	0.0001	0.0084	0.0033
3701	Water supply; sewerage and drainage services	0.0032	0.0000	0.0001	0.0012	0.0022	0.0000	0.0000	0.0000	0.0000	0.0000	0.0002	0.0001	0.0061	0.0041
4101	Residential building construction	0.0000	0.0000	0.0000	0.0000	0.0001	0.0000	0.0000	0.0000	0.0000	0.0000	0.0000	0.0000	0.0000	0.0001
4102	Other construction	0.0002	0.0002	0.0001	0.0003	0.0004	0.0001	0.0001	0.0001	0.0001	0.0007	0.0006	0.0004	0.0005	0.0005

(continued on next page)



TABLE B1 continued ...

THE WA 111-SECTOR I-O COEFFICIENTS TABLE: 1992/93  
Direct Allocation of Competing Imports

INPUT-OUTPUT CODE		INPUT-OUTPUT CODE														
		2110	2111	2201	2202	2203	2204	2205	2206	2207	2301	2302	2303	2304	2305+2306	
USAGE		Beer and malt	Wine and spirits	Wool scouring	Textile fibres, yarns and woven fabrics	Textile products	Knitting mill products	Clothing	Footwear	Leather and leather products	Sawmill products	Plywood, veneer and fabricated wood	Other wood products	Pulp, paper and paperboard	Paperboard containers, paper bags and sacks and other paper products	
SUPPLY																
4501+(5401-2)/2	Wholesale trade + repairs	0.1062	0.0198	0.0867	0.0756	0.0451	0.0370	0.0335	0.0254	0.0970	0.0542	0.0570	0.0686	0.0254	0.0484	
5101+(5401-2)/2	Retail trade + repairs	0.0004	0.0008	0.0000	0.0006	0.0025	0.0004	0.0000	0.0003	0.0008	0.0037	0.0051	0.0056	0.0017	0.0179	
5701	Accommodation, cafes and restaurants	0.0060	0.0152	0.0001	0.0038	0.0067	0.0084	0.0000	0.0001	0.0001	0.0036	0.0041	0.0018	0.0027	0.0081	
6101	Road transport	0.0238	0.0112	0.0341	0.0069	0.0065	0.0046	0.0094	0.0122	0.0265	0.0730	0.0232	0.0505	0.0285	0.0083	
6201	Rail, pipeline and other transport	0.0059	0.0004	0.0093	0.0020	0.0004	0.0003	0.0003	0.0003	0.0017	0.0015	0.0006	0.0008	0.0016	0.0008	
6301	Water transport	0.0003	0.0003	0.0003	0.0002	0.0003	0.0002	0.0004	0.0002	0.0003	0.0003	0.0003	0.0003	0.0004	0.0004	
6401	Air and space transport	0.0002	0.0039	0.0000	0.0028	0.0047	0.0021	0.0019	0.0004	0.0002	0.0006	0.0008	0.0006	0.0013	0.0034	
6601	Services to transport;storage	0.0018	0.0025	0.0021	0.0014	0.0019	0.0013	0.0009	0.0008	0.0014	0.0076	0.0081	0.0029	0.0068	0.0138	
7101	Communication services	0.0018	0.0078	0.0000	0.0051	0.0145	0.0083	0.0095	0.0105	0.0042	0.0048	0.0041	0.0032	0.0076	0.0089	
7301	Banking	0.0076	0.0089	0.0031	0.0108	0.0121	0.0123	0.0112	0.0119	0.0074	0.0071	0.0062	0.0079	0.0092	0.0082	
7302	Non-bank finance	0.0014	0.0041	0.0004	0.0023	0.0023	0.0038	0.0031	0.0025	0.0017	0.0015	0.0010	0.0017	0.0037	0.0041	
7303	Financial asset investors	0.0000	0.0000	0.0000	0.0000	-0.0001	-0.0001	-0.0001	-0.0001	0.0000	0.0000	0.0000	0.0000	-0.0001	0.0000	
7401	Insurance	0.0034	0.0053	0.0001	0.0004	0.0012	0.0006	0.0007	0.0012	0.0003	0.0036	0.0021	0.0022	0.0026	0.0060	
7501	Services to finance, investment and insurance	0.0006	0.0008	0.0000	0.0003	0.0008	0.0004	0.0001	0.0002	0.0001	0.0009	0.0008	0.0005	0.0013	0.0029	
7701	Ownership of dwellings	0.0000	0.0000	0.0000	0.0000	0.0000	0.0000	0.0000	0.0000	0.0000	0.0000	0.0000	0.0000	0.0000	0.0000	
7702	Other property services	0.0004	0.0007	0.0000	0.0004	0.0007	0.0016	0.0000	0.0000	0.0000	0.0018	0.0049	0.0007	0.0017	0.0030	
7801	Scientific research, technical and computer services	0.0005	0.0120	0.0001	0.0091	0.0274	0.0095	0.0141	0.0143	0.0055	0.0077	0.0087	0.0056	0.0074	0.0109	
7802	Legal, accounting ... management services	0.0158	0.0088	0.0002	0.0365	0.0173	0.0111	0.0107	0.0098	0.0033	0.0039	0.0049	0.0029	0.0033	0.0081	
7803	Other business services	0.0001	0.0052	0.0000	0.0008	0.0011	0.0028	0.0062	0.0060	0.0023	0.0029	0.0020	0.0015	0.0026	0.0089	
8101	Government administration	0.0018	0.0027	0.0013	0.0009	0.0022	0.0009	0.0000	0.0000	0.0002	0.0032	0.0036	0.0014	0.0041	0.0097	
8201	Defence	0.0000	0.0000	0.0000	0.0000	0.0000	0.0000	0.0000	0.0000	0.0000	0.0000	0.0000	0.0000	0.0000	0.0000	
8401	Education	0.0001	0.0001	0.0000	0.0001	0.0001	0.0000	0.0000	0.0000	0.0000	0.0001	0.0002	0.0001	0.0002	0.0001	
8601	Health services	0.0000	0.0001	0.0000	0.0000	0.0001	0.0001	0.0060	0.0126	0.0000	0.0006	0.0001	0.0033	0.0001	0.0003	
8701	Community services	0.0002	0.0000	0.0000	0.0000	0.0001	0.0001	0.0000	0.0000	0.0000	0.0000	0.0000	0.0000	0.0002	0.0000	
9101	Motion picture, radio and television services	0.0006	0.0010	0.0000	0.0012	0.0033	0.0009	0.0011	0.0017	0.0000	0.0001	0.0000	0.0002	0.0000	0.0014	
9201	Libraries, museums and the arts	0.0000	0.0001	0.0000	0.0000	0.0000	0.0000	0.0004	0.0001	0.0000	0.0000	0.0000	0.0000	0.0000	0.0002	
9301	Sport, gambling and recreational services	0.0000	0.0000	0.0000	0.0000	0.0000	0.0000	0.0000	0.0000	0.0000	0.0000	0.0000	0.0000	0.0000	0.0000	
9501	Personal services	0.0001	0.0011	0.0000	0.0002	0.0012	0.0003	0.0009	0.0011	0.0002	0.0005	0.0000	0.0003	0.0000	0.0009	
9601	Other services	0.0002	0.0058	0.0000	0.0012	0.0010	0.0032	0.0075	0.0084	0.0035	0.0047	0.0032	0.0030	0.0066	0.0063	
PIG00	Total intermediate usage	0.4896	0.5632	0.7524	0.5396	0.3802	0.4002	0.3981	0.4424	0.6604	0.4810	0.5419	0.5111	0.4598	0.4145	
PIG10	Wages, salaries and supplements	0.1131	0.1289	0.0664	0.2310	0.2010	0.2466	0.2423	0.3131	0.1549	0.2013	0.1772	0.2461	0.1734	0.1867	
PIG20	Gross operating surplus	0.2938	0.1987	0.0328	0.0602	0.0992	0.1099	0.0779	0.0733	0.0262	0.1488	0.0510	0.0962	0.2179	0.1187	
PIG30	Net Commodity taxes	0.0076	0.0174	0.0561	0.0093	0.0037	0.0006	-0.0022	0.0039	0.0067	0.0073	0.0101	0.0023	0.0089	0.0299	
PIG40	Net Indirect taxes nec	0.0087	0.0122	0.0018	0.0068	0.0149	0.0043	0.0030	0.0098	0.0091	0.0093	0.0122	0.0043	0.0103	0.0156	
PIG50	Sales by final buyers	0.0000	0.0000	0.0000	0.0000	0.0022	0.0000	0.0000	0.0000	0.0000	0.0000	0.0000	0.0000	0.0160	0.0000	
PICIMP	Complementary imports cif	0.0025	0.0025	0.0024	0.0024	0.0024	0.0024	0.0024	0.0025	0.0024	0.0024	0.0024	0.0024	0.0024	0.0024	
PIIMP	Competing imports cif + duty	0.0847	0.0771	0.0881	0.1506	0.2963	0.2360	0.2785	0.1550	0.1401	0.1498	0.2051	0.1375	0.1113	0.2321	
PIG90	Western Australian production	1.0000	1.0000	1.0000	1.0000	1.0000	1.0000	1.0000	1.0000	1.0000	1.0000	1.0000	1.0000	1.0000	1.0000	

(continued on next page)



TABLE B1 continued ...

## THE WA 111-SECTOR I-O COEFFICIENTS TABLE: 1992/93

## Direct Allocation of Competing Imports

INPUT-OUTPUT CODE		2401	2402	2501	2502	2503	2504	2506	2505+2508	2509	2510	2601	2602	2603	2604
USAGE		Printing and services to printing	Publishing, recorded media and publishing	Petroleum and coal products	Fertilisers	Other basic chemicals	Paints	Soap and other detergents	Medicinal & pharmaceutical products; pesticides & other chem. products	Rubber products	Plastic products	Glass and glass products	Ceramic products	Cement and lime	Concrete slurry
SUPPLY															
01011	Sheep meat	0.0000	0.0000	0.0000	0.0003	0.0000	0.0000	0.0000	0.0000	0.0000	0.0000	0.0000	0.0000	0.0000	0.0000
01012	Sheep wool	0.0000	0.0000	0.0000	0.0005	0.0000	0.0000	0.0000	0.0000	0.0000	0.0000	0.0000	0.0000	0.0000	0.0000
01021	Grain cereals	0.0000	0.0000	0.0000	0.0000	0.0000	0.0000	0.0138	0.0000	0.0000	0.0000	0.0000	0.0000	0.0000	0.0000
01022	Grain pulses & oilseeds	0.0000	0.0000	0.0000	0.0000	0.0000	0.0000	0.0017	0.0000	0.0000	0.0000	0.0000	0.0000	0.0000	0.0000
0103	Beef cattle	0.0000	0.0000	0.0000	0.0029	0.0000	0.0000	0.0000	0.0000	0.0000	0.0000	0.0000	0.0000	0.0000	0.0000
0104	Dairy cattle	0.0000	0.0000	0.0000	0.0000	0.0000	0.0000	0.0000	0.0000	0.0000	0.0000	0.0000	0.0000	0.0000	0.0000
0105	Pigs	0.0000	0.0000	0.0000	0.0005	0.0000	0.0000	0.0000	0.0000	0.0000	0.0000	0.0000	0.0000	0.0000	0.0000
0106	Poultry	0.0000	0.0000	0.0000	0.0007	0.0000	0.0000	0.0000	0.0000	0.0000	0.0000	0.0000	0.0000	0.0000	0.0000
01071	Horticulture	0.0000	0.0001	0.0000	0.0000	0.0000	0.0000	0.0005	0.0000	0.0002	0.0031	0.0000	0.0000	0.0000	0.0000
01072	New industries and Other agriculture	0.0000	0.0003	0.0000	0.0000	0.0001	0.0000	0.0010	0.0000	0.0004	0.0063	0.0000	0.0000	0.0000	0.0000
0200	Services to agriculture; hunting and trapping	0.0000	0.0000	0.0000	0.0002	0.0051	0.0004	0.0010	0.0001	0.0000	0.0000	0.0000	0.0000	0.0000	0.0000
0300	Forestry and logging	0.0001	0.0000	0.0000	0.0000	0.0003	0.0002	0.0001	0.0001	0.0001	0.0005	0.0007	0.0014	0.0035	0.0003
0400	Commercial fishing	0.0000	0.0001	0.0000	0.0000	0.0000	0.0000	0.0000	0.0000	0.0000	0.0000	0.0011	0.0000	0.0001	0.0000
1101	Coal	0.0001	0.0000	0.0003	0.0001	0.0054	0.0002	0.0004	0.0003	0.0004	0.0001	0.0015	0.0021	0.0222	0.0000
1102	Oil and gas	0.0001	0.0000	0.3778	0.0005	0.0084	0.0002	0.0004	0.0004	0.0004	0.0002	0.0021	0.0087	0.0018	0.0000
1301	Iron ores	0.0000	0.0000	0.0000	0.0000	0.0000	0.0000	0.0000	0.0000	0.0000	0.0000	0.0000	0.0000	0.0001	0.0001
1302	Non-ferrous metal ores	0.0000	0.0000	0.0000	0.0000	0.0002	0.0000	0.0000	0.0005	0.0000	0.0000	0.0008	0.0000	0.0000	0.0000
1400	Other mining	0.0000	0.0009	0.0023	0.0093	0.0095	0.0014	0.0003	0.0009	0.0002	0.0002	0.0223	0.0165	0.0254	0.2721
1500	Services to mining	0.0000	0.0000	0.0000	0.0000	0.0000	0.0000	0.0000	0.0000	0.0000	0.0000	0.0000	0.0000	0.0000	0.0000
2101	Meat and meat products	0.0001	0.0002	0.0000	0.0530	0.0046	0.0001	0.0279	0.0017	0.0000	0.0000	0.0000	0.0000	0.0001	0.0000
2102	Dairy products	0.0003	0.0006	0.0000	0.0002	0.0002	0.0003	0.0007	0.0002	0.0001	0.0002	0.0001	0.0001	0.0005	0.0000
2103	Fruit and vegetable products	0.0000	0.0000	0.0000	0.0000	0.0000	0.0000	0.0013	0.0000	0.0000	0.0000	0.0000	0.0000	0.0001	0.0000
2104	Oils and fats	0.0000	0.0000	0.0000	0.0000	0.0068	0.0192	0.0205	0.0044	0.0000	0.0000	0.0000	0.0000	0.0000	0.0000
2105	Flour mill products and cereal foods	0.0000	0.0000	0.0000	0.0026	0.0014	0.0000	0.0000	0.0006	0.0000	0.0000	0.0000	0.0001	0.0000	0.0000
2106	Bakery products	0.0001	0.0001	0.0000	0.0000	0.0001	0.0000	0.0001	0.0000	0.0001	0.0001	0.0001	0.0000	0.0001	0.0000
2107	Confectionery	0.0000	0.0000	0.0000	0.0000	0.0000	0.0000	0.0000	0.0000	0.0000	0.0000	0.0000	0.0000	0.0000	0.0000
2108	Other food products	0.0001	0.0001	0.0000	0.0002	0.0020	0.0001	0.0003	0.0007	0.0001	0.0001	0.0000	0.0001	0.0002	0.0000
2109	Soft drinks, cordials and syrups	0.0001	0.0002	0.0000	0.0001	0.0001	0.0002	0.0006	0.0003	0.0000	0.0001	0.0000	0.0000	0.0001	0.0000
2110	Beer and malt	0.0000	0.0001	0.0000	0.0000	0.0000	0.0000	0.0000	0.0000	0.0000	0.0000	0.0000	0.0000	0.0001	0.0000
2111	Wine and spirits	0.0000	0.0002	0.0000	0.0001	0.0003	0.0001	0.0001	0.0000	0.0000	0.0000	0.0001	0.0000	0.0002	0.0000
2201	Wool scouring	0.0000	0.0000	0.0000	0.0000	0.0000	0.0000	0.0000	0.0000	0.0000	0.0000	0.0000	0.0000	0.0000	0.0000
2202	Textile fibres, yarns and woven fabrics	0.0004	0.0000	0.0000	0.0000	0.0000	0.0000	0.0000	0.0001	0.0118	0.0058	0.0001	0.0000	0.0000	0.0000
2203	Textile products	0.0002	0.0005	0.0001	0.0001	0.0001	0.0000	0.0000	0.0000	0.0011	0.0039	0.0003	0.0000	0.0001	0.0000
2204	Knitting mill products	0.0000	0.0000	0.0000	0.0000	0.0000	0.0000	0.0000	0.0000	0.0000	0.0001	0.0000	0.0000	0.0000	0.0000
2205	Clothing	0.0002	0.0002	0.0000	0.0000	0.0004	0.0001	0.0000	0.0000	0.0006	0.0001	0.0001	0.0000	0.0001	0.0000
2206	Footwear	0.0001	0.0000	0.0000	0.0000	0.0000	0.0000	0.0000	0.0000	0.0003	0.0000	0.0000	0.0000	0.0000	0.0000
2207	Leather and leather products	0.0001	0.0000	0.0000	0.0014	0.0000	0.0000	0.0000	0.0001	0.0007	0.0000	0.0000	0.0000	0.0000	0.0000
2301	Sawmill products	0.0000	0.0000	0.0000	0.0001	0.0001	0.0001	0.0000	0.0002	0.0000	0.0016	0.0004	0.0002	0.0000	0.0000
2302	Plywood, veneer and fabricated wood	0.0001	0.0000	0.0004	0.0000	0.0000	0.0000	0.0000	0.0007	0.0000	0.0018	0.0000	0.0000	0.0000	0.0000
2303	Other wood products	0.0003	0.0000	0.0000	0.0001	0.0003	0.0000	0.0000	0.0011	0.0003	0.0004	0.0029	0.0009	0.0000	0.0000
2304	Pulp, paper and paperboard	0.0476	0.0064	0.0000	0.0000	0.0013	0.0003	0.0013	0.0001	0.0001	0.0002	0.0004	0.0000	0.0000	0.0000
2305+2306	Paperboard containers; ... other paper products	0.0064	0.0011	0.0000	0.0007	0.0012	0.0009	0.0240	0.0080	0.0009	0.0107	0.0025	0.0013	0.0380	0.0003

(continued on next page)

TABLE B1 continued ...

THE WA 111-SECTOR I-O COEFFICIENTS TABLE: 1992/93

Direct Allocation of Competing Imports

INPUT-OUTPUT CODE		2401	2402	2501	2502	2503	2504	2506	2505+2508	2509	2510	2601	2602	2603	2604
USAGE		Printing and services to printing	Publishing, recorded media and publishing	Petroleum and coal products	Fertilisers	Other basic chemicals	Paints	Soap and other detergents	Medicinal & pharmaceutical products; pesticides & other chem. products	Rubber products	Plastic products	Glass and glass products	Ceramic products	Cement and lime	Concrete slurry
INPUT-OUTPUT CODE	SUPPLY														
2401	Printing and services to printing	0.0294	0.0095	0.0002	0.0008	0.0027	0.0130	0.0052	0.0066	0.0282	0.0041	0.0052	0.0012	0.0010	0.0015
2402	Publishing, recorded media and publishing	0.0094	0.0282	0.0008	0.0037	0.0079	0.0071	0.0018	0.0003	0.0544	0.0092	0.0043	0.0012	0.0009	0.0053
2501	Petroleum and coal products	0.0036	0.0046	0.0214	0.0093	0.0317	0.0067	0.0032	0.0027	0.0043	0.0021	0.0050	0.0111	0.0390	0.0049
2502	Fertilisers	0.0000	0.0000	0.0000	0.0791	0.0060	0.0038	0.0018	0.0029	0.0003	0.0003	0.0002	0.0026	0.0000	0.0000
2503	Other basic chemicals	0.0075	0.0001	0.0123	0.0201	0.1403	0.1187	0.0986	0.0155	0.0298	0.1540	0.0428	0.0119	0.0012	0.0001
2504	Paints	0.0000	0.0000	0.0000	0.0000	0.0000	0.0307	0.0000	0.0005	0.0000	0.0007	0.0005	0.0001	0.0000	0.0000
2506	Soap and other detergents	0.0000	0.0000	0.0000	0.0000	0.0001	0.0002	0.0073	0.0005	0.0000	0.0001	0.0001	0.0001	0.0000	0.0000
2505+2508	Medicinal & pharmaceutical ... chemical products	0.0139	0.0013	0.0004	0.0198	0.0142	0.0013	0.0125	0.1719	0.0004	0.0077	0.0005	0.0026	0.0000	0.0002
2509	Rubber products	0.0028	0.0002	0.0001	0.0000	0.0000	0.0001	0.0001	0.0001	0.0638	0.0008	0.0001	0.0000	0.0000	0.0000
2510	Plastic products	0.0081	0.0028	0.0006	0.0060	0.0065	0.0031	0.0715	0.0315	0.0055	0.0725	0.0050	0.0012	0.0013	0.0000
2601	Glass and glass products	0.0003	0.0000	0.0000	0.0000	0.0014	0.0000	0.0015	0.0078	0.0000	0.0018	0.0705	0.0000	0.0000	0.0000
2602	Ceramic products	0.0000	0.0000	0.0000	0.0000	0.0000	0.0000	0.0000	0.0000	0.0000	0.0000	0.0001	0.0334	0.0000	0.0000
2603	Cement and lime	0.0000	0.0000	0.0000	0.0000	0.0054	0.0000	0.0000	0.0004	0.0000	0.0001	0.0000	0.0051	0.0233	0.1820
2604	Concrete slurry	0.0000	0.0000	0.0000	0.0001	0.0000	0.0000	0.0000	0.0000	0.0000	0.0000	0.0002	0.0001	0.0000	0.0013
2605	Plaster and other concrete products	0.0000	0.0000	0.0000	0.0000	0.0000	0.0000	0.0000	0.0000	0.0000	0.0000	0.0001	0.0069	0.0000	0.0135
2606	Other non-metallic mineral products	0.0003	0.0000	0.0000	0.0003	0.0001	0.0010	0.0001	0.0004	0.0000	0.0060	0.0104	0.0172	0.0182	0.0016
2701	Iron and steel	0.0002	0.0000	0.0002	0.0003	0.0034	0.0002	0.0000	0.0043	0.0009	0.0008	0.0005	0.0000	0.0030	0.0017
2702	Basic non-ferrous metal and products	0.0046	0.0001	0.0005	0.0106	0.0252	0.0255	0.0002	0.0020	0.0004	0.0097	0.0015	0.0063	0.0000	0.0000
2703	Structural metal products	0.0000	0.0001	0.0000	0.0001	0.0002	0.0000	0.0001	0.0002	0.0000	0.0004	0.0012	0.0002	0.0000	0.0044
2704	Sheet metal products	0.0001	0.0002	0.0001	0.0001	0.0015	0.0100	0.0036	0.0128	0.0000	0.0005	0.0001	0.0006	0.0002	0.0000
2705	Fabricated metal products	0.0003	0.0008	0.0001	0.0033	0.0030	0.0003	0.0008	0.0237	0.0029	0.0057	0.0028	0.0021	0.0008	0.0000
2801	Motor vehicles and parts; other transport equipment	0.0000	0.0000	0.0000	0.0000	0.0000	0.0000	0.0000	0.0000	0.0000	0.0001	0.0003	0.0000	0.0000	0.0000
2802	Ships and boats	0.0001	0.0005	0.0003	0.0003	0.0002	0.0001	0.0001	0.0000	0.0000	0.0001	0.0001	0.0003	0.0009	0.0000
2803	Railway equipment	0.0000	0.0000	0.0000	0.0000	0.0000	0.0000	0.0000	0.0000	0.0000	0.0000	0.0000	0.0000	0.0000	0.0000
2804	Aircraft	0.0000	0.0000	0.0000	0.0000	0.0000	0.0000	0.0000	0.0000	0.0000	0.0000	0.0000	0.0000	0.0000	0.0000
2805	Photographic and scientific equipment	0.0016	0.0005	0.0000	0.0000	0.0001	0.0001	0.0000	0.0000	0.0001	0.0000	0.0000	0.0000	0.0001	0.0000
2806	Electronic equipment	0.0002	0.0028	0.0001	0.0001	0.0001	0.0003	0.0000	0.0000	0.0000	0.0001	0.0001	0.0001	0.0003	0.0000
2807	Household appliances	0.0000	0.0000	0.0000	0.0000	0.0000	0.0000	0.0000	0.0001	0.0000	0.0003	0.0000	0.0000	0.0000	0.0000
2808	Other electrical equipment	0.0002	0.0006	0.0000	0.0000	0.0001	0.0003	0.0003	0.0001	0.0001	0.0002	0.0017	0.0000	0.0003	0.0000
2809	Agricultural machinery	0.0000	0.0000	0.0000	0.0000	0.0000	0.0000	0.0000	0.0000	0.0000	0.0000	0.0001	0.0000	0.0000	0.0000
2810	Mining & construction machinery ... equipment	0.0002	0.0007	0.0001	0.0004	0.0003	0.0002	0.0001	0.0000	0.0001	0.0001	0.0003	0.0003	0.0012	0.0000
2811	Other machinery and equipment	0.0013	0.0006	0.0002	0.0003	0.0006	0.0011	0.0013	0.0002	0.0006	0.0010	0.0038	0.0005	0.0013	0.0000
2901	Prefabricated buildings	0.0000	0.0000	0.0000	0.0000	0.0000	0.0000	0.0000	0.0000	0.0000	0.0000	0.0000	0.0000	0.0000	0.0000
2902	Furniture	0.0000	0.0001	0.0000	0.0000	0.0002	0.0001	0.0000	0.0001	0.0001	0.0005	0.0011	0.0001	0.0001	0.0000
2903	Other manufacturing	0.0003	0.0013	0.0001	0.0002	0.0013	0.0008	0.0012	0.0012	0.0002	0.0024	0.0006	0.0006	0.0002	0.0000
3601	Electricity supply	0.0073	0.0033	0.0006	0.0088	0.0194	0.0028	0.0048	0.0060	0.0081	0.0135	0.0243	0.0203	0.0377	0.0052
3602	Gas supply	0.0008	0.0001	0.0005	0.0171	0.0060	0.0008	0.0020	0.0018	0.0022	0.0014	0.0461	0.0278	0.0407	0.0000
3701	Water supply; sewerage and drainage services	0.0000	0.0030	0.0001	0.0133	0.0009	0.0005	0.0000	0.0002	0.0011	0.0000	0.0006	0.0001	0.0022	0.0000
4101	Residential building construction	0.0001	0.0001	0.0000	0.0000	0.0000	0.0000	0.0000	0.0000	0.0000	0.0000	0.0000	0.0000	0.0000	0.0000
4102	Other construction	0.0003	0.0005	0.0001	0.0003	0.0002	0.0002	0.0003	0.0001	0.0003	0.0002	0.0004	0.0003	0.0010	0.0017

(continued on next page)



TABLE B1 continued ...

## THE WA 111-SECTOR I-O COEFFICIENTS TABLE: 1992/93

## Direct Allocation of Competing Imports

INPUT-OUTPUT CODE		2401	2402	2501	2502	2503	2504	2506	2505+2508	2509	2510	2601	2602	2603	2604
USAGE		Printing and services to printing	Publishing; recorded media and publishing	Petroleum and coal products	Fertilisers	Other basic chemicals	Paints	Soap and other detergents	Medicinal & pharmaceutical products; pesticides & other chem. products	Rubber products	Plastic products	Glass and glass products	Ceramic products	Cement and lime	Concrete slurry
INPUT-OUTPUT CODE	SUPPLY														
4501+(5401-2)/2	Wholesale trade + repairs	0.0453	0.0345	0.0187	0.0376	0.0412	0.0350	0.0543	0.0654	0.0413	0.0434	0.0436	0.0171	0.0274	0.0113
5101+(5401-2)/2	Retail trade + repairs	0.0051	0.0128	0.0044	0.0018	0.0067	0.0021	0.0068	0.0009	0.0011	0.0029	0.0035	0.0038	0.0068	0.0003
5701	Accommodation, cafes and restaurants	0.0035	0.0162	0.0013	0.0037	0.0078	0.0057	0.0086	0.0008	0.0025	0.0052	0.0034	0.0057	0.0057	0.0000
6101	Road transport	0.0111	0.0039	0.0068	0.0349	0.0122	0.0081	0.0107	0.0105	0.0069	0.0082	0.0237	0.0170	0.0183	0.2679
6201	Rail, pipeline and other transport	0.0006	0.0005	0.0002	0.0020	0.0014	0.0009	0.0013	0.0005	0.0005	0.0004	0.0009	0.0010	0.0023	0.0081
6301	Water transport	0.0005	0.0002	0.0348	0.0052	0.0009	0.0003	0.0002	0.0002	0.0002	0.0002	0.0004	0.0004	0.0004	0.0014
6401	Air and space transport	0.0029	0.0037	0.0003	0.0006	0.0023	0.0028	0.0044	0.0014	0.0021	0.0024	0.0019	0.0014	0.0020	0.0001
6601	Services to transport; storage	0.0028	0.0196	0.0063	0.0115	0.0079	0.0053	0.0026	0.0011	0.0017	0.0027	0.0049	0.0040	0.0188	0.0004
7101	Communication services	0.0113	0.0123	0.0007	0.0029	0.0087	0.0097	0.0101	0.0170	0.0323	0.0076	0.0039	0.0060	0.0039	0.0053
7301	Banking	0.0089	0.0091	0.0052	0.0054	0.0086	0.0097	0.0126	0.0109	0.0184	0.0090	0.0099	0.0069	0.0103	0.0093
7302	Non-bank finance	0.0063	0.0053	0.0008	0.0014	0.0025	0.0024	0.0025	0.0021	0.0022	0.0028	0.0025	0.0008	0.0015	0.0014
7303	Financial asset investors	0.0000	0.0000	0.0000	0.0000	0.0000	0.0000	0.0000	0.0000	0.0000	0.0000	-0.0001	0.0000	-0.0001	-0.0001
7401	Insurance	0.0046	0.0172	0.0024	0.0018	0.0031	0.0020	0.0018	0.0016	0.0012	0.0019	0.0044	0.0023	0.0031	0.0018
7501	Services to finance, investment and insurance	0.0011	0.0068	0.0010	0.0011	0.0016	0.0010	0.0009	0.0002	0.0005	0.0007	0.0006	0.0005	0.0019	0.0001
7701	Ownership of dwellings	0.0000	0.0000	0.0000	0.0000	0.0000	0.0000	0.0000	0.0000	0.0000	0.0000	0.0000	0.0000	0.0000	0.0000
7702	Other property services	0.0019	0.0019	0.0004	0.0013	0.0018	0.0010	0.0001	0.0003	0.0012	0.0011	0.0032	0.0016	0.0063	0.0000
7801	Scientific research, technical and computer services	0.0158	0.0241	0.0014	0.0082	0.0114	0.0125	0.0230	0.0322	0.0549	0.0126	0.0188	0.0170	0.0227	0.0066
7802	Legal, accounting ... management services	0.0055	0.0139	0.0004	0.0025	0.0054	0.0426	0.0152	0.0221	0.0444	0.0060	0.0138	0.0247	0.0231	0.0037
7803	Other business services	0.0066	0.0120	0.0003	0.0013	0.0044	0.0009	0.0088	0.0121	0.0241	0.0042	0.0033	0.0009	0.0005	0.0021
8101	Government administration	0.0035	0.0257	0.0041	0.0036	0.0051	0.0031	0.0026	0.0004	0.0011	0.0023	0.0017	0.0021	0.0065	0.0000
8201	Defence	0.0000	0.0000	0.0000	0.0000	0.0000	0.0000	0.0000	0.0000	0.0000	0.0000	0.0000	0.0000	0.0000	0.0000
8401	Education	0.0000	0.0000	0.0000	0.0000	0.0001	0.0002	0.0001	0.0000	0.0000	0.0005	0.0001	0.0001	0.0003	0.0000
8601	Health services	0.0002	0.0107	0.0001	0.0004	0.0003	0.0012	0.0001	0.0148	0.0001	0.0001	0.0001	0.0001	0.0001	0.0000
8701	Community services	0.0000	0.0000	0.0000	0.0000	0.0000	0.0000	0.0001	0.0000	0.0000	0.0000	0.0000	0.0000	0.0000	0.0000
9101	Motion picture, radio and television services	0.0002	0.0017	0.0000	0.0001	0.0001	0.0080	0.0077	0.0068	0.0094	0.0005	0.0048	0.0006	0.0002	0.0000
9201	Libraries, museums and the arts	0.0002	0.0274	0.0000	0.0000	0.0000	0.0000	0.0002	0.0001	0.0003	0.0000	0.0000	0.0006	0.0000	0.0000
9301	Sport, gambling and recreational services	0.0000	0.0009	0.0000	0.0000	0.0002	0.0000	0.0007	0.0000	0.0017	0.0001	0.0000	0.0000	0.0000	0.0000
9501	Personal services	0.0007	0.0015	0.0000	0.0001	0.0007	0.0009	0.0017	0.0021	0.0048	0.0009	0.0005	0.0003	0.0004	0.0000
9601	Other services	0.0085	0.0120	0.0008	0.0036	0.0068	0.0020	0.0083	0.0130	0.0255	0.0060	0.0005	0.0029	0.0050	0.0048
<b>PIG00</b>	<b>Total intermediate usage</b>	<b>0.2964</b>	<b>0.3475</b>	<b>0.5104</b>	<b>0.3996</b>	<b>0.4684</b>	<b>0.4105</b>	<b>0.5006</b>	<b>0.5310</b>	<b>0.5003</b>	<b>0.4545</b>	<b>0.4168</b>	<b>0.3037</b>	<b>0.4353</b>	<b>0.8211</b>
PIG10	Wages, salaries and supplements	0.2804	0.2597	0.0289	0.0958	0.1310	0.1543	0.1276	0.1515	0.2300	0.2067	0.2210	0.2642	0.1298	0.1042
PIG20	Gross operating surplus	0.1182	0.2096	0.0682	0.1114	0.1504	0.1831	0.1499	0.1318	0.0953	0.1387	0.1888	0.1718	0.2793	0.0202
PIG30	Net Commodity taxes	0.0288	0.0167	0.0096	0.0386	0.0100	0.0188	0.0105	0.0082	0.0103	0.0055	0.0126	0.0205	0.0272	0.0034
PIG40	Net Indirect taxes nec	0.0151	0.0180	0.0054	0.0115	0.0114	0.0138	0.0131	0.0016	0.0154	0.0147	0.0147	0.0216	0.0096	0.0084
PIG50	Sales by final buyers	0.0000	0.0000	0.0000	0.0000	0.0000	0.0000	0.0000	0.0000	0.0004	0.0000	0.0042	0.0000	0.0000	0.0000
PICIMP	Complementary imports cif	0.0024	0.0024	0.0025	0.0712	0.0024	0.0121	0.0025	0.0024	0.0390	0.0024	0.0024	0.0024	0.0024	0.0025
PIIMP	Competing imports cif + duty	0.2588	0.1461	0.3751	0.2718	0.2264	0.2075	0.1958	0.1735	0.1093	0.1775	0.1394	0.2157	0.1164	0.0402
<b>PIG90</b>	<b>Western Australian production</b>	<b>1.0000</b>	<b>1.0000</b>	<b>1.0000</b>	<b>1.0000</b>	<b>1.0000</b>	<b>1.0000</b>	<b>1.0000</b>	<b>1.0000</b>	<b>1.0000</b>	<b>1.0000</b>	<b>1.0000</b>	<b>1.0000</b>	<b>1.0000</b>	<b>1.0000</b>

(continued on next page)



TABLE B1 continued ...

## THE WA 111-SECTOR I-O COEFFICIENTS TABLE: 1992/93

## Direct Allocation of Competing Imports

INPUT-OUTPUT CODE		2605	2606	2701	2702	2703	2704	2705	2801	2802	2803	2804	2805	2806	2807
USAGE		Plaster and other concrete products	Other non-metallic mineral products	Iron and steel	Basic non-ferrous metal and products	Structural metal products	Sheet metal products	Fabricated metal products	Motor vehicles and parts; other transport equipment	Ships and boats	Railway equipment	Aircraft	Photographic and scientific equipment	Electronic equipment	Household appliances
INPUT-OUTPUT CODE	SUPPLY														
01011	Sheep meat	0.0000	0.0000	0.0000	0.0000	0.0000	0.0000	0.0000	0.0000	0.0000	0.0000	0.0000	0.0000	0.0000	0.0000
01012	Sheep wool	0.0000	0.0000	0.0000	0.0000	0.0000	0.0000	0.0000	0.0000	0.0000	0.0000	0.0000	0.0000	0.0000	0.0000
01021	Grain cereals	0.0000	0.0000	0.0000	0.0000	0.0000	0.0000	0.0000	0.0000	0.0000	0.0000	0.0000	0.0000	0.0000	0.0000
01022	Grain pulses & oilseeds	0.0000	0.0000	0.0000	0.0000	0.0000	0.0000	0.0000	0.0000	0.0000	0.0000	0.0000	0.0000	0.0000	0.0000
0103	Beef cattle	0.0000	0.0000	0.0000	0.0000	0.0000	0.0000	0.0000	0.0000	0.0000	0.0000	0.0000	0.0000	0.0000	0.0000
0104	Dairy cattle	0.0000	0.0000	0.0000	0.0000	0.0000	0.0000	0.0000	0.0000	0.0000	0.0000	0.0000	0.0000	0.0000	0.0000
0105	Pigs	0.0000	0.0000	0.0000	0.0000	0.0000	0.0000	0.0000	0.0000	0.0000	0.0000	0.0000	0.0000	0.0000	0.0000
0106	Poultry	0.0000	0.0000	0.0000	0.0000	0.0000	0.0000	0.0000	0.0000	0.0000	0.0000	0.0000	0.0000	0.0000	0.0000
01071	Horticulture	0.0000	0.0002	0.0000	0.0000	0.0000	0.0000	0.0002	0.0001	0.0000	0.0000	0.0000	0.0001	0.0000	0.0000
01072	New industries and Other agriculture	0.0000	0.0005	0.0001	0.0000	0.0000	0.0001	0.0005	0.0002	0.0000	0.0000	0.0000	0.0002	0.0000	0.0000
0200	Services to agriculture; hunting and trapping	0.0000	0.0000	0.0000	0.0000	0.0000	0.0000	0.0000	0.0000	0.0000	0.0000	0.0000	0.0001	0.0003	0.0000
0300	Forestry and logging	0.0002	0.0003	0.0002	0.0008	0.0000	0.0000	0.0001	0.0002	0.0000	0.0001	0.0001	0.0001	0.0000	0.0001
0400	Commercial fishing	0.0000	0.0000	0.0000	0.0000	0.0000	0.0000	0.0001	0.0000	0.0000	0.0000	0.0001	0.0000	0.0000	0.0000
1101	Coal	0.0003	0.0005	0.0150	0.0039	0.0000	0.0001	0.0009	0.0003	0.0002	0.0001	0.0003	0.0003	0.0001	0.0002
1102	Oil and gas	0.0008	0.0021	0.0007	0.0010	0.0002	0.0002	0.0015	0.0004	0.0008	0.0003	0.0003	0.0003	0.0001	0.0002
1301	Iron ores	0.0000	0.0001	0.0511	0.0002	0.0051	0.0000	0.0070	0.0000	0.0000	0.0000	0.0000	0.0000	0.0000	0.0000
1302	Non-ferrous metal ores	0.0006	0.0030	0.0019	0.1759	0.0000	0.0000	0.0003	0.0001	0.0001	0.0000	0.0000	0.0000	0.0001	0.0000
1400	Other mining	0.0674	0.0771	0.0083	0.0001	0.0016	0.0002	0.0014	0.0001	0.0003	0.0001	0.0000	0.0091	0.0001	0.0000
1500	Services to mining	0.0000	0.0000	0.0000	0.0000	0.0000	0.0000	0.0000	0.0000	0.0000	0.0000	0.0000	0.0000	0.0000	0.0000
2101	Meat and meat products	0.0000	0.0000	0.0000	0.0000	0.0001	0.0002	0.0003	0.0001	0.0001	0.0000	0.0007	0.0000	0.0000	0.0000
2102	Dairy products	0.0001	0.0000	0.0002	0.0000	0.0001	0.0005	0.0001	0.0004	0.0002	0.0000	0.0014	0.0001	0.0000	0.0001
2103	Fruit and vegetable products	0.0000	0.0000	0.0000	0.0000	0.0000	0.0000	0.0000	0.0001	0.0000	0.0000	0.0001	0.0000	0.0000	0.0000
2104	Oils and fats	0.0000	0.0000	0.0000	0.0000	0.0000	0.0000	0.0000	0.0000	0.0000	0.0000	0.0000	0.0000	0.0000	0.0000
2105	Flour mill products and cereal foods	0.0000	0.0000	0.0000	0.0000	0.0000	0.0000	0.0001	0.0000	0.0000	0.0000	0.0000	0.0009	0.0000	0.0000
2106	Bakery products	0.0000	0.0000	0.0000	0.0000	0.0000	0.0000	0.0000	0.0002	0.0000	0.0000	0.0005	0.0000	0.0000	0.0000
2107	Confectionery	0.0000	0.0000	0.0000	0.0000	0.0000	0.0000	0.0000	0.0000	0.0000	0.0000	0.0000	0.0000	0.0000	0.0000
2108	Other food products	0.0001	0.0001	0.0001	0.0000	0.0000	0.0000	0.0001	0.0002	0.0000	0.0001	0.0001	0.0006	0.0000	0.0000
2109	Soft drinks, cordials and syrups	0.0000	0.0000	0.0000	0.0000	0.0000	0.0001	0.0000	0.0004	0.0001	0.0000	0.0002	0.0001	0.0000	0.0000
2110	Beer and malt	0.0000	0.0000	0.0000	0.0000	0.0000	0.0000	0.0000	0.0001	0.0001	0.0000	0.0006	0.0000	0.0000	0.0000
2111	Wine and spirits	0.0000	0.0000	0.0000	0.0000	0.0000	0.0000	0.0000	0.0000	0.0001	0.0000	0.0005	0.0000	0.0000	0.0000
2201	Wool scouring	0.0000	0.0000	0.0000	0.0000	0.0000	0.0000	0.0000	0.0000	0.0000	0.0000	0.0000	0.0000	0.0000	0.0000
2202	Textile fibres, yarns and woven fabrics	0.0001	0.0004	0.0001	0.0000	0.0005	0.0009	0.0016	0.0009	0.0005	0.0001	0.0008	0.0005	0.0002	0.0009
2203	Textile products	0.0002	0.0003	0.0023	0.0000	0.0004	0.0016	0.0017	0.0007	0.0018	0.0012	0.0002	0.0005	0.0002	0.0001
2204	Knitting mill products	0.0000	0.0001	0.0000	0.0000	0.0000	0.0001	0.0000	0.0000	0.0000	0.0000	0.0000	0.0000	0.0000	0.0000
2205	Clothing	0.0000	0.0000	0.0003	0.0000	0.0010	0.0017	0.0009	0.0001	0.0003	0.0000	0.0004	0.0001	0.0000	0.0039
2206	Footwear	0.0000	0.0000	0.0001	0.0000	0.0000	0.0000	0.0000	0.0001	0.0000	0.0000	0.0001	0.0000	0.0000	0.0001
2207	Leather and leather products	0.0000	0.0000	0.0000	0.0000	0.0000	0.0000	0.0000	0.0001	0.0000	0.0000	0.0000	0.0008	0.0000	0.0000
2301	Sawmill products	0.0001	0.0003	0.0003	0.0000	0.0024	0.0005	0.0007	0.0002	0.0024	0.0001	0.0000	0.0002	0.0005	0.0001
2302	Plywood, veneer and fabricated wood	0.0002	0.0014	0.0013	0.0000	0.0018	0.0028	0.0005	0.0025	0.0066	0.0000	0.0000	0.0001	0.0002	0.0000
2303	Other wood products	0.0008	0.0004	0.0001	0.0000	0.0010	0.0050	0.0042	0.0003	0.0254	0.0040	0.0002	0.0004	0.0004	0.0005
2304	Pulp, paper and paperboard	0.0011	0.0013	0.0001	0.0000	0.0000	0.0001	0.0001	0.0002	0.0000	0.0000	0.0004	0.0002	0.0004	0.0000
2305+2306	Paperboard containers; ... other paper products	0.0011	0.0034	0.0001	0.0000	0.0003	0.0028	0.0034	0.0013	0.0006	0.0000	0.0027	0.0083	0.0028	0.0110

(continued on next page)



TABLE B1 continued ...

## THE WA 111-SECTOR I-O COEFFICIENTS TABLE: 1992/93

## Direct Allocation of Competing Imports

INPUT-OUTPUT CODE		2605	2606	2701	2702	2703	2704	2705	2801	2802	2803	2804	2805	2806	2807
USAGE		Plaster and other concrete products	Other non-metallic mineral products	Iron and steel	Basic non-ferrous metal and products	Structural metal products	Sheet metal products	Fabricated metal products	Motor vehicles and parts; other transport equipment	Ships and boats	Railway equipment	Aircraft	Photographic and scientific equipment	Electronic equipment	Household appliances
INPUT-OUTPUT CODE	SUPPLY														
2401	Printing and services to printing	0.0029	0.0005	0.0015	0.0001	0.0014	0.0024	0.0040	0.0074	0.0004	0.0009	0.0040	0.0046	0.0043	0.0092
2402	Publishing, recorded media and publishing	0.0007	0.0014	0.0009	0.0002	0.0066	0.0022	0.0015	0.0113	0.0027	0.0000	0.0085	0.0074	0.0069	0.0103
2501	Petroleum and coal products	0.0056	0.0049	0.0097	0.0209	0.0016	0.0028	0.0039	0.0014	0.0042	0.0011	0.0024	0.0008	0.0007	0.0007
2502	Fertilisers	0.0000	0.0001	0.0011	0.0001	0.0000	0.0000	0.0011	0.0000	0.0001	0.0002	0.0014	0.0000	0.0000	0.0000
2503	Other basic chemicals	0.0044	0.0208	0.0053	0.0054	0.0019	0.0054	0.0088	0.0060	0.0051	0.0017	0.0034	0.0099	0.0048	0.0065
2504	Paints	0.0000	0.0000	0.0034	0.0000	0.0000	0.0008	0.0012	0.0031	0.0027	0.0001	0.0076	0.0003	0.0001	0.0037
2506	Soap and other detergents	0.0000	0.0000	0.0001	0.0000	0.0000	0.0000	0.0001	0.0000	0.0000	0.0002	0.0002	0.0001	0.0002	0.0000
2505+2508	Medicinal & pharmaceutical ... chemical products	0.0014	0.0026	0.0008	0.0001	0.0001	0.0005	0.0032	0.0002	0.0003	0.0003	0.0014	0.0073	0.0004	0.0010
2509	Rubber products	0.0002	0.0001	0.0005	0.0000	0.0000	0.0008	0.0008	0.0098	0.0005	0.0003	0.0002	0.0004	0.0006	0.0048
2510	Plastic products	0.0007	0.0058	0.0026	0.0006	0.0024	0.0079	0.0051	0.0076	0.0009	0.0003	0.0024	0.0352	0.0270	0.0193
2601	Glass and glass products	0.0001	0.0006	0.0000	0.0000	0.0046	0.0006	0.0004	0.0060	0.0007	0.0001	0.0001	0.0002	0.0001	0.0046
2602	Ceramic products	0.0000	0.0000	0.0115	0.0007	0.0010	0.0000	0.0018	0.0001	0.0000	0.0001	0.0000	0.0004	0.0005	0.0004
2603	Cement and lime	0.0911	0.0210	0.0004	0.0000	0.0002	0.0000	0.0001	0.0001	0.0000	0.0000	0.0001	0.0001	0.0000	0.0000
2604	Concrete slurry	0.0094	0.0001	0.0000	0.0000	0.0000	0.0000	0.0000	0.0000	0.0000	0.0000	0.0000	0.0000	0.0000	0.0000
2605	Plaster and other concrete products	0.0308	0.0148	0.0001	0.0000	0.0017	0.0000	0.0000	0.0001	0.0001	0.0000	0.0000	0.0000	0.0000	0.0000
2606	Other non-metallic mineral products	0.0092	0.0334	0.0036	0.0005	0.0006	0.0020	0.0009	0.0037	0.0029	0.0009	0.0034	0.0016	0.0008	0.0088
2701	Iron and steel	0.0116	0.0004	0.1807	0.0006	0.0291	0.0792	0.0079	0.0579	0.0127	0.0119	0.0051	0.0097	0.0095	0.0778
2702	Basic non-ferrous metal and products	0.0001	0.0016	0.0836	0.0697	0.0414	0.0957	0.0489	0.0210	0.0192	0.0014	0.0031	0.0069	0.0112	0.0084
2703	Structural metal products	0.0391	0.0229	0.0014	0.0000	0.1607	0.0078	0.0486	0.0017	0.0068	0.3393	0.0021	0.0024	0.0030	0.0005
2704	Sheet metal products	0.0003	0.0002	0.0010	0.0000	0.0008	0.0237	0.0027	0.0039	0.0003	0.0025	0.0431	0.0011	0.0016	0.0041
2705	Fabricated metal products	0.0012	0.0010	0.0057	0.0007	0.0359	0.0384	0.0686	0.0178	0.0399	0.0050	0.0805	0.0047	0.0027	0.0101
2801	Motor vehicles and parts; other transport equipment	0.0000	0.0000	0.0002	0.0000	0.0001	0.0003	0.0001	0.0864	0.0001	0.0000	0.0002	0.0002	0.0004	0.0039
2802	Ships and boats	0.0001	0.0001	0.0001	0.0000	0.0001	0.0000	0.0003	0.0002	0.0056	0.0003	0.0006	0.0001	0.0001	0.0000
2803	Railway equipment	0.0000	0.0000	0.0000	0.0000	0.0001	0.0002	0.0002	0.0006	0.0000	0.0667	0.0002	0.0001	0.0002	0.0007
2804	Aircraft	0.0000	0.0000	0.0000	0.0000	0.0000	0.0000	0.0000	0.0000	0.0000	0.0000	0.0373	0.0000	0.0000	0.0000
2805	Photographic and scientific equipment	0.0000	0.0000	0.0001	0.0000	0.0000	0.0001	0.0001	0.0001	0.0065	0.0001	0.0007	0.0077	0.0053	0.0005
2806	Electronic equipment	0.0000	0.0000	0.0002	0.0000	0.0001	0.0002	0.0003	0.0006	0.0007	0.0003	0.0011	0.0290	0.0679	0.0048
2807	Household appliances	0.0000	0.0000	0.0000	0.0000	0.0000	0.0000	0.0001	0.0014	0.0017	0.0001	0.0002	0.0003	0.0006	0.0262
2808	Other electrical equipment	0.0000	0.0000	0.0018	0.0000	0.0003	0.0007	0.0008	0.0018	0.0022	0.0013	0.0018	0.0087	0.0182	0.0447
2809	Agricultural machinery	0.0000	0.0000	0.0001	0.0000	0.0000	0.0002	0.0014	0.0005	0.0001	0.0001	0.0003	0.0001	0.0001	0.0021
2810	Mining & construction machinery ... equipment	0.0002	0.0002	0.0003	0.0001	0.0002	0.0004	0.0003	0.0004	0.0101	0.0011	0.0003	0.0007	0.0011	0.0002
2811	Other machinery and equipment	0.0010	0.0003	0.0008	0.0001	0.0009	0.0017	0.0023	0.0023	0.0069	0.0075	0.0016	0.0010	0.0016	0.0024
2901	Prefabricated buildings	0.0000	0.0000	0.0002	0.0000	0.0035	0.0016	0.0021	0.0006	0.0001	0.0003	0.0002	0.0000	0.0000	0.0001
2902	Furniture	0.0001	0.0002	0.0001	0.0000	0.0034	0.0060	0.0008	0.0024	0.0008	0.0004	0.0008	0.0002	0.0004	0.0002
2903	Other manufacturing	0.0006	0.0003	0.0010	0.0008	0.0002	0.0021	0.0008	0.0022	0.0001	0.0003	0.0190	0.0011	0.0007	0.0008
3601	Electricity supply	0.0065	0.0129	0.0085	0.0199	0.0014	0.0037	0.0075	0.0050	0.0013	0.0032	0.0105	0.0046	0.0033	0.0043
3602	Gas supply	0.0046	0.0105	0.0042	0.0063	0.0001	0.0011	0.0034	0.0018	0.0001	0.0001	0.0016	0.0008	0.0004	0.0023
3701	Water supply; sewerage and drainage services	0.0002	0.0010	0.0030	0.0011	0.0000	0.0000	0.0008	0.0002	0.0014	0.0002	0.0283	0.0002	0.0003	0.0000
4101	Residential building construction	0.0000	0.0000	0.0001	0.0000	0.0000	0.0000	0.0001	0.0000	0.0000	0.0000	0.0003	0.0001	0.0000	0.0000
4102	Other construction	0.0008	0.0017	0.0004	0.0001	0.0001	0.0002	0.0002	0.0002	0.0011	0.0001	0.0001	0.0001	0.0001	0.0001

(continued on next page)



TABLE B1 continued ...

## THE WA 111-SECTOR I-O COEFFICIENTS TABLE: 1992/93

## Direct Allocation of Competing Imports

INPUT-OUTPUT CODE		INPUT-OUTPUT CODE	2605	2606	2701	2702	2703	2704	2705	2801	2802	2803	2804	2805	2806	2807
		USAGE	Plaster and other concrete products	Other non-metallic mineral products	Iron and steel	Basic non-ferrous metal and products	Structural metal products	Sheet metal products	Fabricated metal products	Motor vehicles and parts; other transport equipment	Ships and boats	Railway equipment	Aircraft	Photographic and scientific equipment	Electronic equipment	Household appliances
		SUPPLY														
4501+(5401-2)/2	Wholesale trade + repairs		0.0181	0.0242	0.0315	0.0164	0.0265	0.0249	0.0274	0.0350	0.0433	0.0395	0.0422	0.0728	0.1162	0.0511
5101+(5401-2)/2	Retail trade + repairs		0.0035	0.0029	0.0019	0.0003	0.0017	0.0089	0.0084	0.0023	0.0061	0.0002	0.0005	0.0278	0.0023	0.0020
5701	Accommodation, cafes and restaurants		0.0016	0.0020	0.0029	0.0015	0.0024	0.0071	0.0040	0.0064	0.0054	0.0008	0.0166	0.0019	0.0018	0.0031
6101	Road transport		0.0800	0.0743	0.0188	0.0100	0.0119	0.0111	0.0105	0.0074	0.0079	0.0079	0.0056	0.0061	0.0073	0.0094
6201	Rail, pipeline and other transport		0.0039	0.0014	0.0126	0.0033	0.0017	0.0028	0.0028	0.0014	0.0007	0.0005	0.0002	0.0004	0.0006	0.0011
6301	Water transport		0.0007	0.0008	0.0072	0.0085	0.0010	0.0004	0.0013	0.0002	0.0003	0.0005	0.0001	0.0001	0.0001	0.0002
6401	Air and space transport		0.0006	0.0005	0.0012	0.0003	0.0008	0.0015	0.0008	0.0035	0.0020	0.0004	0.0086	0.0020	0.0026	0.0023
6601	Services to transport;storage		0.0066	0.0029	0.0071	0.0013	0.0016	0.0049	0.0029	0.0061	0.0043	0.0017	0.0018	0.0015	0.0015	0.0015
7101	Communication services		0.0124	0.0026	0.0038	0.0012	0.0052	0.0085	0.0117	0.0097	0.0015	0.0037	0.0068	0.0075	0.0063	0.0086
7301	Banking		0.0078	0.0047	0.0105	0.0047	0.0068	0.0110	0.0110	0.0134	0.0074	0.0080	0.0078	0.0096	0.0080	0.0097
7302	Non-bank finance		0.0012	0.0007	0.0039	0.0007	0.0014	0.0038	0.0041	0.0063	0.0014	0.0052	0.0057	0.0031	0.0032	0.0023
7303	Financial asset investors		0.0000	0.0000	0.0000	0.0072	-0.0001	-0.0001	0.0000	-0.0001	-0.0001	0.0000	0.0000	0.0000	0.0000	0.0000
7401	Insurance		0.0024	0.0008	0.0155	0.0029	0.0013	0.0029	0.0045	0.0151	0.0009	0.0050	0.0074	0.0014	0.0015	0.0009
7501	Services to finance, investment and insurance		0.0005	0.0002	0.0015	0.0001	0.0005	0.0020	0.0010	0.0021	0.0012	0.0001	0.0039	0.0003	0.0003	0.0003
7701	Ownership of dwellings		0.0000	0.0000	0.0000	0.0000	0.0000	0.0000	0.0000	0.0000	0.0000	0.0000	0.0000	0.0000	0.0000	0.0000
7702	Other property services		0.0005	0.0006	0.0521	0.0244	0.0007	0.0021	0.0100	0.0471	0.0041	0.0001	0.0023	0.0012	0.0005	0.0002
7801	Scientific research, technical and computer services		0.0112	0.0069	0.0052	0.0042	0.0098	0.0119	0.0181	0.0153	0.0028	0.0023	0.0086	0.0107	0.0115	0.0119
7802	Legal, accounting ... management services		0.0150	0.0391	0.0103	0.0041	0.0043	0.0063	0.0112	0.0103	0.0009	0.0023	0.0045	0.0063	0.0059	0.0084
7803	Other business services		0.0035	0.0004	0.0015	0.0001	0.0024	0.0043	0.0089	0.0066	0.0008	0.0000	0.0161	0.0062	0.0043	0.0049
8101	Government administration		0.0016	0.0008	0.0048	0.0006	0.0018	0.0064	0.0030	0.0071	0.0058	0.0012	0.0010	0.0005	0.0009	0.0008
8201	Defence		0.0000	0.0000	0.0000	0.0000	0.0000	0.0000	0.0000	0.0000	0.0000	0.0000	0.0000	0.0000	0.0000	0.0000
8401	Education		0.0000	0.0001	0.0000	0.0000	0.0001	0.0000	0.0000	0.0000	0.0003	0.0000	0.0006	0.0000	0.0000	0.0000
8601	Health services		0.0002	0.0008	0.0001	0.0000	0.0001	0.0000	0.0001	0.0024	0.0001	0.0000	0.0008	0.0000	0.0001	0.0001
8701	Community services		0.0001	0.0000	0.0001	0.0000	0.0000	0.0000	0.0000	0.0000	0.0000	0.0000	0.0000	0.0000	0.0000	0.0001
9101	Motion picture, radio and television services		0.0004	0.0002	0.0006	0.0000	0.0001	0.0009	0.0014	0.0036	0.0002	0.0000	0.0014	0.0005	0.0010	0.0031
9201	Libraries, museums and the arts		0.0000	0.0000	0.0000	0.0000	0.0000	0.0001	0.0001	0.0001	0.0000	0.0000	0.0000	0.0001	0.0001	0.0001
9301	Sport, gambling and recreational services		0.0000	0.0000	0.0001	0.0000	0.0000	0.0000	0.0001	0.0001	0.0000	0.0000	0.0000	0.0000	0.0000	0.0000
9501	Personal services		0.0004	0.0002	0.0001	0.0000	0.0003	0.0009	0.0009	0.0015	0.0003	0.0000	0.0009	0.0011	0.0011	0.0012
9601	Other services		0.0105	0.0019	0.0005	0.0004	0.0062	0.0068	0.0089	0.0083	0.0023	0.0017	0.0054	0.0059	0.0050	0.0069
PIG00	Total intermediate usage		0.4790	0.4203	0.6111	0.4026	0.4037	0.4356	0.4601	0.5044	0.2782	0.5356	0.4326	0.3384	0.3630	0.4113
PIG10	Wages, salaries and supplements		0.1962	0.1885	0.1685	0.1160	0.2033	0.1979	0.2523	0.1638	0.1788	0.2572	0.4529	0.2899	0.1850	0.2001
PIG20	Gross operating surplus		0.2071	0.1465	0.1000	0.1319	0.1208	0.1286	0.1131	0.0448	0.0645	0.0822	-0.0700	0.1534	0.1545	0.1191
PIG30	Net Commodity taxes		0.0065	0.0116	0.0059	0.0161	0.0042	0.0076	0.0070	0.0090	0.0110	0.0049	0.0127	0.0167	0.0132	0.0296
PIG40	Net Indirect taxes nec		0.0147	0.0186	0.0138	0.0057	0.0105	0.0123	0.0136	0.0073	0.0102	0.0084	0.0149	0.0134	0.0099	0.0115
PIG50	Sales by final buyers		0.0000	0.0004	0.0180	0.0603	0.0000	0.0057	0.0000	0.0008	0.0000	0.0094	0.0000	0.0000	0.0000	0.0000
PICIMP	Complementary imports cif		0.0024	0.0024	0.0025	0.0025	0.0024	0.0024	0.0024	0.0025	0.0024	0.0024	0.0024	0.0024	0.0024	0.0024
PIIMP	Competing imports cif + duty		0.0941	0.2116	0.0801	0.2649	0.2550	0.2098	0.1515	0.2676	0.4549	0.0998	0.1545	0.1858	0.2720	0.2260
PIG90	Western Australian production		1.0000	1.0000	1.0000	1.0000	1.0000	1.0000	1.0000	1.0000	1.0000	1.0000	1.0000	1.0000	1.0000	1.0000

(continued on next page)



TABLE B1 continued ...

## THE WA 111-SECTOR I-O COEFFICIENTS TABLE: 1992/93

## Direct Allocation of Competing Imports

INPUT-OUTPUT CODE		2808	2809	2810	2811	2901	2902	2903	3601	3602	3701	4101	4102
USAGE		Other electrical equipment	Agricultural machinery	Mining and construction machinery; lifting and material handling equip.	Other machinery and equipment	Prefabricated buildings	Furniture	Other manufacturing	Electricity supply	Gas supply	Water supply; sewerage and drainage services	Residential building construction	Other construction
INPUT-OUTPUT CODE	SUPPLY												
11011	Sheep meat	0.0000	0.0000	0.0000	0.0000	0.0000	0.0000	0.0000	0.0000	0.0000	0.0000	0.0000	0.0000
11012	Sheep wool	0.0000	0.0000	0.0000	0.0000	0.0000	0.0000	0.0000	0.0000	0.0000	0.0000	0.0000	0.0000
11021	Grain cereals	0.0000	0.0000	0.0000	0.0000	0.0000	0.0000	0.0001	0.0000	0.0000	0.0000	0.0000	0.0000
11022	Grain pulses & oilseeds	0.0000	0.0000	0.0000	0.0000	0.0000	0.0000	0.0000	0.0000	0.0000	0.0000	0.0000	0.0000
1103	Beef cattle	0.0000	0.0000	0.0000	0.0000	0.0000	0.0000	0.0000	0.0000	0.0000	0.0000	0.0000	0.0000
1104	Dairy cattle	0.0000	0.0000	0.0000	0.0000	0.0000	0.0000	0.0000	0.0000	0.0000	0.0000	0.0000	0.0000
1105	Pigs	0.0000	0.0000	0.0000	0.0000	0.0000	0.0000	0.0000	0.0000	0.0000	0.0000	0.0000	0.0000
1106	Poultry	0.0000	0.0000	0.0000	0.0000	0.0000	0.0000	0.0000	0.0000	0.0000	0.0000	0.0000	0.0000
11071	Horticulture	0.0000	0.0000	0.0000	0.0000	0.0000	0.0005	0.0007	0.0000	0.0000	0.0000	0.0000	0.0000
11072	New industries and Other agriculture	0.0000	0.0000	0.0000	0.0000	0.0000	0.0010	0.0015	0.0000	0.0000	0.0000	0.0001	0.0000
1200	Services to agriculture; hunting and trapping	0.0030	0.0000	0.0000	0.0000	0.0000	0.0107	0.0000	0.0000	0.0000	0.0000	0.0000	0.0000
1300	Forestry and logging	0.0000	0.0001	0.0000	0.0000	0.0000	0.0001	0.0002	0.0000	0.0000	0.0000	0.0000	0.0003
1400	Commercial fishing	0.0000	0.0000	0.0000	0.0000	0.0000	0.0000	0.0000	0.0000	0.0000	0.0000	0.0000	0.0000
1101	Coal	0.0002	0.0002	0.0001	0.0001	0.0000	0.0000	0.0006	0.0224	0.0000	0.0000	0.0000	0.0000
1102	Oil and gas	0.0002	0.0004	0.0003	0.0002	0.0001	0.0001	0.0016	0.0000	0.3875	0.0000	0.0001	0.0001
1301	Iron ores	0.0000	0.0000	0.0000	0.0000	0.0043	0.0000	0.0000	0.0005	0.0000	0.0001	0.0000	0.0000
1302	Non-ferrous metal ores	0.0003	0.0000	0.0000	0.0000	0.0001	0.0000	0.0000	0.0001	0.0000	0.0000	0.0001	0.0001
1400	Other mining	0.0006	0.0000	0.0007	0.0012	0.0014	0.0000	0.0021	0.0000	0.0000	0.0024	0.0024	0.0097
1500	Services to mining	0.0000	0.0000	0.0000	0.0000	0.0000	0.0000	0.0000	0.0000	0.0000	0.0000	0.0000	0.0000
1101	Meat and meat products	0.0001	0.0000	0.0000	0.0000	0.0001	0.0021	0.0002	0.0000	0.0000	0.0000	0.0002	0.0002
1102	Dairy products	0.0001	0.0001	0.0001	0.0001	0.0001	0.0002	0.0002	0.0000	0.0000	0.0002	0.0004	0.0001
1103	Fruit and vegetable products	0.0000	0.0000	0.0000	0.0000	0.0000	0.0000	0.0000	0.0000	0.0000	0.0000	0.0000	0.0000
1104	Oils and fats	0.0000	0.0000	0.0000	0.0000	0.0000	0.0001	0.0000	0.0000	0.0000	0.0000	0.0000	0.0000
1105	Flour mill products and cereal foods	0.0000	0.0000	0.0000	0.0000	0.0000	0.0000	0.0000	0.0000	0.0000	0.0000	0.0000	0.0000
1106	Bakery products	0.0000	0.0000	0.0000	0.0000	0.0000	0.0000	0.0001	0.0000	0.0000	0.0001	0.0000	0.0000
1107	Confectionery	0.0000	0.0000	0.0000	0.0000	0.0000	0.0000	0.0000	0.0000	0.0000	0.0000	0.0000	0.0000
1108	Other food products	0.0001	0.0001	0.0001	0.0001	0.0000	0.0000	0.0005	0.0000	0.0000	0.0000	0.0000	0.0000
1109	Soft drinks, cordials and syrups	0.0000	0.0000	0.0000	0.0000	0.0000	0.0001	0.0001	0.0000	0.0001	0.0001	0.0000	0.0000
1110	Beer and malt	0.0000	0.0000	0.0000	0.0000	0.0000	0.0000	0.0001	0.0000	0.0000	0.0000	0.0001	0.0000
1111	Wine and spirits	0.0000	0.0000	0.0000	0.0000	0.0000	0.0000	0.0000	0.0000	0.0000	0.0000	0.0000	0.0000
1201	Wool scouring	0.0000	0.0000	0.0000	0.0000	0.0000	0.0000	0.0000	0.0000	0.0000	0.0000	0.0000	0.0000
1202	Textile fibres, yarns and woven fabrics	0.0006	0.0002	0.0000	0.0001	0.0003	0.0102	0.0023	0.0000	0.0000	0.0000	0.0000	0.0000
1203	Textile products	0.0012	0.0002	0.0001	0.0002	0.0007	0.0018	0.0006	0.0000	0.0002	0.0000	0.0010	0.0009
1204	Knitting mill products	0.0000	0.0000	0.0000	0.0000	0.0000	0.0000	0.0000	0.0000	0.0000	0.0000	0.0000	0.0000
1205	Clothing	0.0001	0.0006	0.0000	0.0000	0.0006	0.0011	0.0002	0.0000	0.0000	0.0000	0.0000	0.0000
1206	Footwear	0.0000	0.0000	0.0000	0.0001	0.0000	0.0000	0.0000	0.0000	0.0000	0.0000	0.0000	0.0000
1207	Leather and leather products	0.0000	0.0000	0.0000	0.0000	0.0000	0.0019	0.0040	0.0000	0.0000	0.0000	0.0000	0.0000
1301	Sawmill products	0.0004	0.0004	0.0002	0.0003	0.0499	0.0595	0.0035	0.0000	0.0000	0.0001	0.0254	0.0037
1302	Plywood, veneer and fabricated wood	0.0002	0.0000	0.0001	0.0001	0.0206	0.0664	0.0021	0.0000	0.0000	0.0000	0.0022	0.0008
1303	Other wood products	0.0011	0.0023	0.0006	0.0009	0.0050	0.0097	0.0029	0.0000	0.0001	0.0013	0.0437	0.0051
1304	Pulp, paper and paperboard	0.0011	0.0000	0.0000	0.0001	0.0001	0.0000	0.0001	0.0000	0.0000	0.0000	0.0000	0.0000
305+2306	Paperboard containers; ... other paper products	0.0016	0.0022	0.0004	0.0006	0.0003	0.0013	0.0032	0.0001	0.0001	0.0002	0.0001	0.0001

continued on next page)



TABLE B1 continued ...

## THE WA 111-SECTOR I-O COEFFICIENTS TABLE: 1992/93

## Direct Allocation of Competing Imports

INPUT-OUTPUT CODE	INPUT-OUTPUT CODE	USAGE	2808	2809	2810	2811	2901	2902	2903	3601	3602	3701	4101	4102
			Other electrical equipment	Agricultural machinery	Mining and construction machinery; lifting and material handling equip.	Other machinery and equipment	Prefabricated buildings	Furniture	Other manufacturing	Electricity supply	Gas supply	Water supply; sewerage and drainage services	Residential building construction	Other construction
	<b>SUPPLY</b>													
2401	Printing and services to printing		0.0048	0.0046	0.0013	0.0009	0.0011	0.0015	0.0027	0.0001	0.0010	0.0004	0.0003	0.0001
2402	Publishing, recorded media and publishing		0.0064	0.0083	0.0032	0.0006	0.0062	0.0076	0.0092	0.0000	0.0004	0.0007	0.0005	0.0004
2501	Petroleum and coal products		0.0021	0.0021	0.0022	0.0019	0.0015	0.0019	0.0029	0.0057	0.0026	0.0219	0.0040	0.0043
2502	Fertilisers		0.0003	0.0000	0.0000	0.0001	0.0000	0.0000	0.0002	0.0000	0.0000	0.0003	0.0000	0.0000
2503	Other basic chemicals		0.0356	0.0034	0.0014	0.0025	0.0016	0.0033	0.0067	0.0004	0.0012	0.0047	0.0010	0.0007
2504	Paints		0.0013	0.0006	0.0004	0.0006	0.0002	0.0007	0.0017	0.0000	0.0000	0.0003	0.0013	0.0002
2506	Soap and other detergents		0.0034	0.0000	0.0000	0.0000	0.0000	0.0001	0.0000	0.0000	0.0000	0.0000	0.0000	0.0000
2505+2508	Medicinal & pharmaceutical ... chemical products		0.0006	0.0004	0.0001	0.0002	0.0003	0.0017	0.0005	0.0000	0.0001	0.0001	0.0007	0.0003
2509	Rubber products		0.0006	0.0015	0.0017	0.0033	0.0000	0.0012	0.0013	0.0002	0.0002	0.0001	0.0002	0.0001
2510	Plastic products		0.0138	0.0347	0.0056	0.0111	0.0020	0.0158	0.0192	0.0001	0.0061	0.0018	0.0023	0.0007
2601	Glass and glass products		0.0005	0.0008	0.0001	0.0002	0.0032	0.0018	0.0014	0.0000	0.0000	0.0000	0.0004	0.0009
2602	Ceramic products		0.0041	0.0001	0.0012	0.0019	0.0010	0.0000	0.0000	0.0001	0.0000	0.0004	0.0382	0.0041
2603	Cement and lime		0.0000	0.0000	0.0001	0.0001	0.0001	0.0000	0.0008	0.0006	0.0020	0.0040	0.0014	0.0002
2604	Concrete slurry		0.0000	0.0000	0.0000	0.0000	0.0000	0.0000	0.0000	0.0000	0.0000	0.0000	0.0270	0.0213
2605	Plaster and other concrete products		0.0000	0.0000	0.0000	0.0000	0.0050	0.0001	0.0002	0.0024	0.0000	0.0000	0.0428	0.0131
2606	Other non-metallic mineral products		0.0009	0.0023	0.0030	0.0018	0.0006	0.0007	0.0083	0.0000	0.0000	0.0026	0.0055	0.0043
2701	Iron and steel		0.0339	0.0600	0.0532	0.0513	0.0189	0.0189	0.0215	0.0002	0.0003	0.0004	0.0067	0.0028
2702	Basic non-ferrous metal and products		0.0829	0.0087	0.0180	0.0245	0.0375	0.0172	0.0237	0.0000	0.0000	0.0001	0.0014	0.0021
2703	Structural metal products		0.0179	0.0179	0.0126	0.0198	0.1368	0.0019	0.0148	0.0005	0.0000	0.0037	0.0354	0.0287
2704	Sheet metal products		0.0101	0.0019	0.0072	0.0052	0.0014	0.0030	0.0076	0.0000	0.0005	0.0003	0.0041	0.0016
2705	Fabricated metal products		0.0103	0.0063	0.0069	0.0103	0.0250	0.0111	0.0129	0.0001	0.0011	0.0053	0.0100	0.0054
2801	Motor vehicles and parts; other transport equipment		0.0009	0.0048	0.0010	0.0003	0.0001	0.0001	0.0083	0.0000	0.0000	0.0000	0.0002	0.0001
2802	Ships and boats		0.0001	0.0001	0.0001	0.0001	0.0001	0.0001	0.0002	0.0000	0.0000	0.0001	0.0001	0.0001
2803	Railway equipment		0.0001	0.0003	0.0003	0.0004	0.0001	0.0000	0.0001	0.0000	0.0000	0.0000	0.0001	0.0001
2804	Aircraft		0.0000	0.0000	0.0000	0.0000	0.0000	0.0000	0.0000	0.0000	0.0000	0.0000	0.0000	0.0000
2805	Photographic and scientific equipment		0.0022	0.0001	0.0001	0.0002	0.0000	0.0000	0.0007	0.0000	0.0000	0.0002	0.0000	0.0001
2806	Electronic equipment		0.0085	0.0006	0.0008	0.0014	0.0001	0.0001	0.0004	0.0000	0.0001	0.0004	0.0003	0.0051
2807	Household appliances		0.0005	0.0032	0.0003	0.0004	0.0000	0.0001	0.0002	0.0000	0.0000	0.0000	0.0047	0.0005
2808	Other electrical equipment		0.0747	0.0052	0.0038	0.0046	0.0003	0.0001	0.0028	0.0015	0.0001	0.0002	0.0025	0.0042
2809	Agricultural machinery		0.0001	0.0055	0.0012	0.0003	0.0000	0.0000	0.0001	0.0000	0.0000	0.0000	0.0002	0.0002
2810	Mining & construction machinery ... equipment		0.0003	0.0005	0.0230	0.0204	0.0002	0.0002	0.0002	0.0001	0.0003	0.0002	0.0018	0.0049
2811	Other machinery and equipment		0.0053	0.0137	0.0079	0.0093	0.0007	0.0005	0.0019	0.0001	0.0002	0.0011	0.0012	0.0049
2901	Prefabricated buildings		0.0002	0.0002	0.0003	0.0001	0.0033	0.0004	0.0004	0.0000	0.0000	0.0004	0.0004	0.0003
2902	Furniture		0.0003	0.0007	0.0003	0.0003	0.0024	0.0054	0.0017	0.0000	0.0000	0.0001	0.0008	0.0002
2903	Other manufacturing		0.0046	0.0011	0.0040	0.0028	0.0002	0.0010	0.0108	0.0000	0.0004	0.0003	0.0003	0.0007
3601	Electricity supply		0.0060	0.0059	0.0032	0.0035	0.0013	0.0037	0.0048	3.232	0.0017	0.0277	0.0009	0.0014
3602	Gas supply		0.0014	0.0011	0.0003	0.0003	0.0001	0.0002	0.0005	0.0118	0.0022	0.0000	0.0006	0.0001
3701	Water supply; sewerage and drainage services		0.0001	0.0000	0.0002	0.0003	0.0000	0.0003	0.0001	0.0057	0.0057	0.0000	0.0008	0.0003
4101	Residential building construction		0.0000	0.0000	0.0000	0.0000	0.0000	0.0000	0.0000	0.0000	0.0002	0.0000	0.0001	0.0000
4102	Other construction		0.0001	0.0004	0.0002	0.0002	0.0002	0.0002	0.0002	0.0029	0.0007	0.0010	0.0008	0.0005

(continued on next page)



TABLE B1 continued ...

## THE WA 111-SECTOR I-O COEFFICIENTS TABLE: 1992/93

## Direct Allocation of Competing Imports

INPUT-OUTPUT CODE		2808	2809	2810	2811	2901	2902	2903	3601	3602	3701	4101	4102
USAGE		Other electrical equipment	Agricultural machinery	Mining and construction machinery; lifting and material handling equip.	Other machinery and equipment	Prefabricated buildings	Furniture	Other manufacturing	Electricity supply	Gas supply	Water supply; sewerage and drainage services	Residential building construction	Other construction
SUPPLY													
4501+(5401-2)/2	Wholesale trade + repairs	0.0546	0.0589	0.0606	0.0442	0.0349	0.0623	0.0622	0.0049	0.0081	0.0147	0.0361	0.0230
5101+(5401-2)/2	Retail trade + repairs	0.0060	0.0019	0.0066	0.0071	0.0028	0.0088	0.0109	0.0015	0.0024	0.0014	0.0053	0.0032
5701	Accommodation, cafes and restaurants	0.0045	0.0011	0.0031	0.0043	0.0025	0.0036	0.0052	0.0004	0.0024	0.0036	0.0016	0.0023
6101	Road transport	0.0103	0.0078	0.0107	0.0090	0.0238	0.0213	0.0106	0.0022	0.0014	0.0050	0.0246	0.0188
6201	Rail, pipeline and other transport	0.0020	0.0015	0.0018	0.0016	0.0013	0.0012	0.0011	0.0119	0.0796	0.0003	0.0005	0.0003
6301	Water transport	0.0003	0.0003	0.0003	0.0003	0.0010	0.0002	0.0003	0.0003	0.0005	0.0002	0.0002	0.0002
6401	Air and space transport	0.0021	0.0012	0.0016	0.0021	0.0006	0.0012	0.0023	0.0004	0.0030	0.0016	0.0004	0.0004
6601	Services to transport; storage	0.0023	0.0012	0.0018	0.0019	0.0021	0.0027	0.0066	0.0005	0.0006	0.0008	0.0016	0.0065
7101	Communication services	0.0071	0.0074	0.0057	0.0061	0.0042	0.0050	0.0087	0.0005	0.0069	0.0042	0.0014	0.0007
7301	Banking	0.0088	0.0107	0.0075	0.0100	0.0107	0.0091	0.0089	0.0079	0.0094	0.0144	0.0135	0.0102
7302	Non-bank finance	0.0025	0.0019	0.0017	0.0028	0.0018	0.0022	0.0022	0.0012	0.0037	0.0038	0.0051	0.0035
7303	Financial asset investors	0.0000	-0.0001	0.0000	-0.0001	-0.0001	-0.0001	0.0000	0.0000	0.0000	0.0000	0.0000	-0.0001
7401	Insurance	0.0020	0.0044	0.0020	0.0028	0.0012	0.0015	0.0054	0.0002	0.0003	0.0007	0.0190	0.0079
7501	Services to finance, investment and insurance	0.0007	0.0003	0.0006	0.0008	0.0005	0.0007	0.0010	0.0002	0.0002	0.0012	0.0017	0.0007
7701	Ownership of dwellings	0.0000	0.0000	0.0000	0.0000	0.0000	0.0000	0.0000	0.0000	0.0000	0.0000	0.0000	0.0000
7702	Other property services	0.0005	0.0003	0.0010	0.0012	0.0008	0.0005	0.0101	0.0031	0.0134	0.0002	0.0631	0.0451
7801	Scientific research, technical and computer services	0.0115	0.0126	0.0095	0.0072	0.0099	0.0099	0.0113	0.0023	0.0058	0.0044	0.0027	0.0039
7802	Legal, accounting ... management services	0.0057	0.0062	0.0041	0.0036	0.0035	0.0053	0.0068	0.0024	0.0312	0.0096	0.0045	0.0035
7803	Other business services	0.0042	0.0041	0.0034	0.0049	0.0018	0.0024	0.0041	0.0006	0.0047	0.0019	0.0016	0.0008
8101	Government administration	0.0022	0.0006	0.0020	0.0025	0.0018	0.0022	0.0032	0.0004	0.0003	0.0054	0.0054	0.0031
8201	Defence	0.0000	0.0000	0.0000	0.0000	0.0000	0.0000	0.0000	0.0000	0.0000	0.0000	0.0000	0.0000
8401	Education	0.0000	0.0000	0.0000	0.0000	0.0001	0.0000	0.0001	0.0006	0.0026	0.0003	0.0000	0.0000
8601	Health services	0.0007	0.0000	0.0001	0.0001	0.0010	0.0000	0.0006	0.0000	0.0000	0.0003	0.0002	0.0002
8701	Community services	0.0000	0.0000	0.0000	0.0000	0.0000	0.0000	0.0000	0.0000	0.0000	0.0000	0.0000	0.0000
9101	Motion picture, radio and television services	0.0002	0.0006	0.0002	0.0004	0.0001	0.0007	0.0008	0.0000	0.0002	0.0002	0.0001	0.0000
9201	Libraries, museums and the arts	0.0000	0.0000	0.0001	0.0001	0.0000	0.0000	0.0000	0.0000	0.0000	0.0000	0.0000	0.0000
9301	Sport, gambling and recreational services	0.0000	0.0000	0.0000	0.0000	0.0000	0.0000	0.0000	0.0000	0.0000	0.0000	0.0000	0.0000
9501	Personal services	0.0007	0.0008	0.0004	0.0002	0.0004	0.0009	0.0008	0.0000	0.0001	0.0002	0.0002	0.0001
9601	Other services	0.0055	0.0062	0.0047	0.0037	0.0060	0.0045	0.0073	0.0002	0.0012	0.0011	0.0005	0.0005
PIG00	<b>Total intermediate usage</b>	<b>0.4801</b>	<b>0.3345</b>	<b>0.2979</b>	<b>0.3023</b>	<b>0.4482</b>	<b>0.4144</b>	<b>0.4563</b>	<b>0.4210</b>	<b>0.5929</b>	<b>0.1589</b>	<b>0.4641</b>	<b>0.2713</b>
PIG10	Wages, salaries and supplements	0.2190	0.2525	0.2742	0.2952	0.1803	0.2768	0.1676	0.1184	0.1352	0.2705	0.1082	0.3285
PIG20	Gross operating surplus	0.1266	0.0855	0.0618	0.1099	0.0410	0.0611	0.0868	0.3860	0.2405	0.4376	0.3109	0.1882
PIG30	Net Commodity taxes	0.0111	0.0145	0.0115	0.0123	0.0042	0.0059	0.0175	0.0095	0.0045	0.0204	0.0083	0.0096
PIG40	Net Indirect taxes nec	0.0143	0.0136	0.0159	0.0144	0.0074	0.0076	0.0074	0.0017	0.0075	-0.0054	0.0118	0.0121
PIG50	Sales by final buyers	0.0001	0.0009	0.0028	0.0013	0.0000	0.0000	0.0000	0.0000	0.0000	0.0000	0.0001	0.0000
PICIMP	Complementary imports cif	0.0024	0.0024	0.0024	0.0026	0.0024	0.0024	0.0025	0.0024	0.0025	0.0024	0.0024	0.0026
PIIMP	Competing imports cif + duty	0.1463	0.2961	0.3334	0.2618	0.3163	0.2317	0.2619	0.0609	0.0169	0.1155	0.0941	0.1876
PIG90	<b>Western Australian production</b>	<b>1.0000</b>	<b>1.0000</b>	<b>1.0000</b>	<b>1.0000</b>	<b>1.0000</b>	<b>1.0000</b>	<b>1.0000</b>	<b>1.0000</b>	<b>1.0000</b>	<b>1.0000</b>	<b>1.0000</b>	<b>1.0000</b>

(continued on next page)



TABLE B1 continued ...

## THE WA 111-SECTOR I-O COEFFICIENTS TABLE: 1992/93

## Direct Allocation of Competing Imports

INPUT-OUTPUT CODE		4501+(5401-2)/2	5101+(5401-2)/2	5701	6101	6201	6301	6401	6601	7101	7301	7302	7303	7401
USAGE		Wholesale trade + repairs	Retail trade + repairs	Accommodation, cafes and restaurants	Road transport	Rail, pipeline and other transport	Water transport	Air and space transport	Services to transport; storage	Communication services	Banking	Non-bank finance	Financial asset investors	Insurance
INPUT-OUTPUT CODE	SUPPLY													
01011	Sheep meat	0.0000	0.0000	0.0000	0.0000	0.0000	0.0000	0.0000	0.0000	0.0000	0.0000	0.0000	0.0000	0.0000
01012	Sheep wool	0.0000	0.0000	0.0000	0.0000	0.0000	0.0000	0.0000	0.0000	0.0000	0.0000	0.0000	0.0000	0.0000
01021	Grain cereals	0.0000	0.0000	0.0000	0.0000	0.0000	0.0000	0.0000	0.0000	0.0000	0.0000	0.0000	0.0000	0.0000
01022	Grain pulses & oilseeds	0.0000	0.0000	0.0000	0.0000	0.0000	0.0000	0.0000	0.0000	0.0000	0.0000	0.0000	0.0000	0.0000
0103	Beef cattle	0.0000	0.0000	0.0000	0.0000	0.0000	0.0000	0.0000	0.0000	0.0000	0.0000	0.0000	0.0000	0.0000
0104	Dairy cattle	0.0000	0.0000	0.0000	0.0000	0.0000	0.0000	0.0000	0.0000	0.0000	0.0000	0.0000	0.0000	0.0000
0105	Pigs	0.0000	0.0000	0.0000	0.0000	0.0000	0.0000	0.0000	0.0000	0.0000	0.0000	0.0000	0.0000	0.0000
0106	Poultry	0.0000	0.0000	0.0008	0.0000	0.0000	0.0000	0.0000	0.0000	0.0000	0.0000	0.0000	0.0000	0.0000
01071	Horticulture	0.0000	0.0000	0.0049	0.0000	0.0000	0.0000	0.0009	0.0000	0.0000	0.0001	0.0003	0.0001	0.0001
01072	New industries and Other agriculture	0.0000	0.0001	0.0101	0.0000	0.0001	0.0000	0.0018	0.0000	0.0000	0.0002	0.0005	0.0001	0.0001
0200	Services to agriculture; hunting and trapping	0.0000	0.0000	0.0000	0.0000	0.0000	0.0000	0.0000	0.0000	0.0000	0.0000	0.0000	0.0000	0.0000
0300	Forestry and logging	0.0000	0.0000	0.0000	0.0001	0.0019	0.0000	0.0000	0.0000	0.0000	0.0000	0.0000	0.0000	0.0000
0400	Commercial fishing	0.0000	0.0000	0.0288	0.0000	0.0000	0.0000	0.0000	0.0000	0.0000	0.0002	0.0001	0.0002	0.0000
1101	Coal	0.0000	0.0000	0.0001	0.0001	0.0001	0.0000	0.0000	0.0000	0.0001	0.0000	0.0000	0.0000	0.0000
1102	Oil and gas	0.0000	0.0001	0.0003	0.0002	0.0004	0.0001	0.0000	0.0001	0.0002	0.0001	0.0000	0.0001	0.0000
1301	Iron ores	0.0000	0.0000	0.0000	0.0000	0.0000	0.0000	0.0000	0.0000	0.0000	0.0000	0.0000	0.0000	0.0000
1302	Non-ferrous metal ores	0.0000	0.0000	0.0001	0.0004	0.0000	0.0009	0.0000	0.0001	0.0000	0.0000	0.0000	0.0000	0.0000
1400	Other mining	0.0000	0.0000	0.0006	0.0000	0.0000	0.0000	0.0000	0.0000	0.0000	0.0000	0.0000	0.0000	0.0000
1500	Services to mining	0.0000	0.0000	0.0000	0.0000	0.0000	0.0000	0.0000	0.0000	0.0000	0.0000	0.0000	0.0000	0.0000
2101	Meat and meat products	0.0001	0.0004	0.0475	0.0000	0.0002	0.0000	0.0000	0.0000	0.0001	0.0007	0.0000	0.0006	0.0002
2102	Dairy products	0.0002	0.0003	0.0096	0.0001	0.0005	0.0001	0.0004	0.0001	0.0004	0.0005	0.0006	0.0003	0.0005
2103	Fruit and vegetable products	0.0000	0.0000	0.0039	0.0000	0.0000	0.0000	0.0000	0.0000	0.0000	0.0000	0.0000	0.0000	0.0000
2104	Oils and fats	0.0000	0.0000	0.0024	0.0000	0.0000	0.0000	0.0000	0.0000	0.0000	0.0000	0.0000	0.0000	0.0000
2105	Flour mill products and cereal foods	0.0000	0.0000	0.0056	0.0000	0.0000	0.0000	0.0000	0.0001	0.0000	0.0000	0.0000	0.0000	0.0000
2106	Bakery products	0.0001	0.0001	0.0068	0.0000	0.0001	0.0000	0.0000	0.0000	0.0002	0.0008	0.0008	0.0002	0.0002
2107	Confectionery	0.0000	0.0000	0.0000	0.0000	0.0000	0.0000	0.0000	0.0000	0.0000	0.0000	0.0000	0.0000	0.0000
2108	Other food products	0.0000	0.0000	0.0027	0.0000	0.0000	0.0001	0.0004	0.0001	0.0000	0.0001	0.0001	0.0000	0.0000
2109	Soft drinks, cordials and syrups	0.0001	0.0002	0.0002	0.0000	0.0001	0.0000	0.0001	0.0001	0.0001	0.0002	0.0001	0.0000	0.0002
2110	Beer and malt	0.0000	0.0000	0.0000	0.0000	0.0000	0.0000	0.0000	0.0000	0.0000	0.0003	0.0000	0.0002	0.0000
2111	Wine and spirits	0.0000	0.0000	0.0000	0.0000	0.0000	0.0000	0.0000	0.0000	0.0000	0.0008	0.0015	0.0001	0.0000
2201	Wool scouring	0.0001	0.0000	0.0000	0.0000	0.0000	0.0000	0.0000	0.0000	0.0000	0.0000	0.0000	0.0000	0.0000
2202	Textile fibres, yarns and woven fabrics	0.0000	0.0000	0.0016	0.0000	0.0003	0.0001	0.0000	0.0000	0.0000	0.0000	0.0000	0.0000	0.0000
2203	Textile products	0.0002	0.0002	0.0026	0.0005	0.0014	0.0013	0.0000	0.0002	0.0001	0.0001	0.0001	0.0001	0.0029
2204	Knitting mill products	0.0000	0.0000	0.0000	0.0000	0.0000	0.0000	0.0000	0.0000	0.0000	0.0000	0.0000	0.0000	0.0000
2205	Clothing	0.0000	0.0001	0.0002	0.0000	0.0001	0.0000	0.0001	0.0001	0.0001	0.0000	0.0000	0.0000	0.0001
2206	Footwear	0.0001	0.0000	0.0000	0.0000	0.0000	0.0000	0.0000	0.0000	0.0000	0.0000	0.0000	0.0000	0.0000
2207	Leather and leather products	0.0000	0.0002	0.0000	0.0000	0.0000	0.0000	0.0000	0.0000	0.0000	0.0000	0.0000	0.0000	0.0000
2301	Sawmill products	0.0001	0.0005	0.0000	0.0000	0.0001	0.0002	0.0000	0.0000	0.0001	0.0000	0.0000	0.0000	0.0000
2302	Plywood, veneer and fabricated wood	0.0000	0.0000	0.0003	0.0000	0.0000	0.0000	0.0000	0.0000	0.0000	0.0000	0.0000	0.0000	0.0000
2303	Other wood products	0.0017	0.0023	0.0002	0.0002	0.0006	0.0007	0.0003	0.0002	0.0000	0.0002	0.0001	0.0000	0.0001
2304	Pulp, paper and paperboard	0.0000	0.0000	0.0000	0.0000	0.0000	0.0000	0.0001	0.0000	0.0000	0.0002	0.0004	0.0001	0.0000
2305+2306	Paperboard containers; ... other paper products	0.0021	0.0023	0.0019	0.0003	0.0017	0.0007	0.0032	0.0003	0.0006	0.0004	0.0027	0.0004	0.0008

(continued on next page)



TABLE B1 continued ...

THE WA 111-SECTOR I-O COEFFICIENTS TABLE: 1992/93

Direct Allocation of Competing Imports

INPUT-OUTPUT CODE		4501+(5401-2)/2	5101+(5401-2)/2	5701	6101	6201	6301	6401	6601	7101	7301	7302	7303	7401
		Wholesale trade + repairs	Retail trade + repairs	Accommodation, cafes and restaurants	Road transport	Rail, pipeline and other transport	Water transport	Air and space transport	Services to transport, storage	Communication services	Banking	Non-bank finance	Financial asset investors	Insurance
INPUT-OUTPUT CODE	SUPPLY													
2401	Printing and services to printing	0.0045	0.0101	0.0025	0.0007	0.0002	0.0002	0.0006	0.0004	0.0031	0.0071	0.0060	0.0017	0.0043
2402	Publishing; recorded media and publishing	0.0054	0.0157	0.0065	0.0004	0.0086	0.0018	0.0001	0.0001	0.0011	0.0041	0.0054	0.0015	0.0086
2501	Petroleum and coal products	0.0063	0.0053	0.0012	0.0503	0.0185	0.0339	0.1027	0.0181	0.0078	0.0006	0.0006	0.0012	0.0010
2502	Fertilisers	0.0000	0.0000	0.0000	0.0000	0.0000	0.0000	0.0000	0.0000	0.0000	0.0000	0.0000	0.0000	0.0001
2503	Other basic chemicals	0.0001	0.0001	0.0003	0.0001	0.0014	0.0002	0.0000	0.0004	0.0002	0.0004	0.0001	0.0001	0.0003
2504	Paints	0.0001	0.0000	0.0001	0.0000	0.0000	0.0001	0.0000	0.0000	0.0000	0.0000	0.0000	0.0000	0.0001
2506	Soap and other detergents	0.0000	0.0000	0.0009	0.0001	0.0000	0.0000	0.0000	0.0001	0.0000	0.0000	0.0000	0.0000	0.0001
2505+2508	Medicinal & pharmaceutical ... chemical products	0.0001	0.0000	0.0001	0.0000	0.0001	0.0000	0.0000	0.0001	0.0000	0.0001	0.0001	0.0000	0.0001
2509	Rubber products	0.0002	0.0002	0.0002	0.0015	0.0001	0.0000	0.0000	0.0003	0.0003	0.0000	0.0000	0.0000	0.0000
2510	Plastic products	0.0018	0.0005	0.0040	0.0015	0.0013	0.0008	0.0102	0.0005	0.0039	0.0002	0.0002	0.0002	0.0001
2601	Glass and glass products	0.0011	0.0004	0.0007	0.0002	0.0001	0.0000	0.0000	0.0000	0.0000	0.0002	0.0002	0.0000	0.0000
2602	Ceramic products	0.0000	0.0000	0.0006	0.0000	0.0000	0.0000	0.0000	0.0000	0.0000	0.0000	0.0000	0.0000	0.0000
2603	Cement and lime	0.0000	0.0000	0.0000	0.0000	0.0000	0.0000	0.0000	0.0000	0.0000	0.0000	0.0000	0.0000	0.0000
2604	Concrete slurry	0.0000	0.0000	0.0000	0.0000	0.0000	0.0000	0.0000	0.0000	0.0000	0.0000	0.0000	0.0000	0.0000
2605	Plaster and other concrete products	0.0001	0.0000	0.0000	0.0000	0.0000	0.0000	0.0000	0.0000	0.0000	0.0000	0.0000	0.0000	0.0000
2606	Other non-metallic mineral products	0.0009	0.0001	0.0000	0.0000	0.0000	0.0000	0.0000	0.0000	0.0001	0.0000	0.0000	0.0000	0.0000
2701	Iron and steel	0.0003	0.0000	0.0000	0.0000	0.0004	0.0000	0.0000	0.0000	0.0000	0.0000	0.0000	0.0000	0.0000
2702	Basic non-ferrous metal and products	0.0001	0.0000	0.0001	0.0000	0.0000	0.0000	0.0000	0.0000	0.0001	0.0000	0.0000	0.0000	0.0000
2703	Structural metal products	0.0002	0.0002	0.0001	0.0000	0.0297	0.0000	0.0000	0.0001	0.0002	0.0000	0.0000	0.0000	0.0002
2704	Sheet metal products	0.0002	0.0013	0.0008	0.0005	0.0015	0.0001	0.0000	0.0002	0.0054	0.0000	0.0000	0.0000	0.0001
2705	Fabricated metal products	0.0012	0.0009	0.0008	0.0005	0.0016	0.0029	0.0007	0.0006	0.0003	0.0002	0.0003	0.0000	0.0003
2801	Motor vehicles and parts; other transport equipment	0.0082	0.0095	0.0001	0.0078	0.0000	0.0005	0.0000	0.0016	0.0022	0.0000	0.0001	0.0000	0.0005
2802	Ships and boats	0.0003	0.0000	0.0001	0.0000	0.0000	0.0625	0.0000	0.0000	0.0000	0.0000	0.0000	0.0000	0.0000
2803	Railway equipment	0.0000	0.0000	0.0000	0.0000	0.0244	0.0000	0.0000	0.0000	0.0000	0.0000	0.0000	0.0000	0.0000
2804	Aircraft	0.0000	0.0000	0.0000	0.0000	0.0000	0.0000	0.0306	0.0008	0.0000	0.0000	0.0000	0.0000	0.0001
2805	Photographic and scientific equipment	0.0001	0.0002	0.0000	0.0000	0.0000	0.0000	0.0000	0.0000	0.0007	0.0001	0.0000	0.0000	0.0000
2806	Electronic equipment	0.0003	0.0006	0.0000	0.0000	0.0001	0.0001	0.0000	0.0002	0.0049	0.0002	0.0001	0.0000	0.0002
2807	Household appliances	0.0000	0.0000	0.0001	0.0000	0.0002	0.0000	0.0000	0.0000	0.0000	0.0000	0.0000	0.0000	0.0000
2808	Other electrical equipment	0.0003	0.0006	0.0001	0.0002	0.0000	0.0001	0.0001	0.0001	0.0028	0.0002	0.0002	0.0001	0.0002
2809	Agricultural machinery	0.0001	0.0000	0.0000	0.0000	0.0001	0.0000	0.0000	0.0000	0.0000	0.0000	0.0000	0.0000	0.0000
2810	Mining & construction machinery ... equipment	0.0007	0.0016	0.0001	0.0002	0.0015	0.0016	0.0002	0.0014	0.0004	0.0007	0.0001	0.0002	0.0001
2811	Other machinery and equipment	0.0012	0.0015	0.0008	0.0006	0.0008	0.0005	0.0001	0.0004	0.0005	0.0004	0.0000	0.0002	0.0001
2901	Prefabricated buildings	0.0000	0.0000	0.0001	0.0000	0.0000	0.0000	0.0000	0.0000	0.0001	0.0000	0.0000	0.0000	0.0000
2902	Furniture	0.0002	0.0004	0.0007	0.0014	0.0002	0.0001	0.0000	0.0003	0.0003	0.0000	0.0000	0.0000	0.0001
2903	Other manufacturing	0.0010	0.0031	0.0008	0.0007	0.0013	0.0002	0.0003	0.0002	0.0027	0.0003	0.0002	0.0002	0.0021
3601	Electricity supply	0.0045	0.0066	0.0176	0.0033	0.0130	0.0008	0.0024	0.0197	0.0053	0.0062	0.0017	0.0027	0.0024
3602	Gas supply	0.0009	0.0002	0.0033	0.0001	0.0001	0.0000	0.0002	0.0002	0.0014	0.0001	0.0000	0.0000	0.0002
3701	Water supply; sewerage and drainage services	0.0012	0.0013	0.0059	0.0001	0.0000	0.0046	0.0000	0.0001	0.0000	0.0011	0.0008	0.0011	0.0033
4101	Residential building construction	0.0001	0.0001	0.0001	0.0000	0.0001	0.0000	0.0001	0.0001	0.0000	0.0002	0.0002	0.0001	0.0003
4102	Other construction	0.0006	0.0004	0.0182	0.0019	0.0140	0.0040	0.0016	0.0096	0.0003	0.0009	0.0005	0.0002	0.0005

(continued on next page)

TABLE B1 continued ...

## THE WA 111-SECTOR I-O COEFFICIENTS TABLE: 1992/93

## Direct Allocation of Competing Imports

INPUT-OUTPUT CODE		4501+(5401-2)/2	5101+(5401-2)/2	5701	6101	6201	6301	6401	6601	7101	7301	7302	7303	7401
USAGE		Wholesale trade + repairs	Retail trade + repairs	Accommodation, cafes and restaurants	Road transport	Rail, pipeline and other transport	Water transport	Air and space transport	Services to transport; storage	Communication services	Banking	Non-bank finance	Financial asset investors	Insurance
INPUT-OUTPUT CODE	SUPPLY													
4501+(5401-2)/2	Wholesale trade + repairs	0.0268	0.0323	0.0253	0.0497	0.0730	0.0120	0.0271	0.0220	0.0326	0.0122	0.0166	0.0068	0.0048
5101+(5401-2)/2	Retail trade + repairs	0.0049	0.0179	0.0037	0.0243	0.0085	0.0029	0.0013	0.0159	0.0097	0.0077	0.0145	0.0039	0.0008
5701	Accommodation, cafes and restaurants	0.0074	0.0040	0.0004	0.0109	0.0002	0.0065	0.0329	0.0132	0.0034	0.0087	0.0074	0.0060	0.0018
6101	Road transport	0.0026	0.0035	0.0130	0.0048	0.0028	0.0032	0.0086	0.0163	0.0138	0.0013	0.0012	0.0007	0.0008
6201	Rail, pipeline and other transport	0.0003	0.0002	0.0015	0.0004	0.0003	0.0002	0.0007	0.0037	0.0010	0.0003	0.0002	0.0001	0.0001
6301	Water transport	0.0009	0.0001	0.0001	0.0003	0.0004	0.0522	0.0006	0.0008	0.0004	0.0000	0.0000	0.0000	0.0000
6401	Air and space transport	0.0054	0.0030	0.0013	0.0019	0.0002	0.0013	0.0041	0.0045	0.0141	0.0069	0.0010	0.0025	0.0014
6601	Services to transport; storage	0.0217	0.0027	0.0028	0.0097	0.0018	0.1030	0.0373	0.0384	0.0034	0.0085	0.0012	0.0002	0.0009
7101	Communication services	0.0139	0.0247	0.0099	0.0129	0.0014	0.0040	0.0108	0.0203	0.0628	0.0272	0.0147	0.0050	0.0212
7301	Banking	0.0121	0.0127	0.0083	0.0091	0.0075	0.0045	0.0084	0.0053	0.0080	0.0039	0.1797	0.0207	0.0173
7302	Non-bank finance	0.0024	0.0022	0.0019	0.0018	0.0017	0.0008	0.0017	0.0009	0.0012	0.0101	0.0240	0.0020	0.0040
7303	Financial asset investors	-0.0001	0.0000	0.0000	0.0000	0.0000	0.0000	0.0000	0.0000	0.0000	0.0276	0.0433	0.0000	0.0476
7401	Insurance	0.0085	0.0110	0.0140	0.0064	0.0086	0.0049	0.0001	0.0027	0.0015	0.0016	0.0027	0.0000	0.0047
7501	Services to finance, investment and insurance	0.0012	0.0012	0.0011	0.0003	0.0016	0.0002	0.0001	0.0001	0.0019	0.1085	0.0909	0.0074	0.1327
7701	Ownership of dwellings	0.0000	0.0000	0.0000	0.0000	0.0000	0.0000	0.0000	0.0000	0.0000	0.0000	0.0000	0.0000	0.0000
7702	Other property services	0.0279	0.0297	0.0396	0.0148	0.0067	0.0077	0.0033	0.0319	0.0032	0.0187	0.0140	0.0221	0.0314
7801	Scientific research, technical and computer services	0.0182	0.0131	0.0127	0.0223	0.0046	0.0411	0.0090	0.0613	0.0047	0.0202	0.0262	0.0291	0.0098
7802	Legal, accounting ... management services	0.0380	0.0811	0.0321	0.0245	0.0020	0.0404	0.0299	0.0230	0.0034	0.0183	0.0359	0.0053	0.0574
7803	Other business services	0.0026	0.0064	0.0154	0.0009	0.0025	0.0003	0.0030	0.0038	0.0007	0.0077	0.0098	0.0006	0.0078
8101	Government administration	0.0026	0.0047	0.0006	0.0025	0.0056	0.0010	0.0000	0.0021	0.0065	0.0009	0.0039	0.0004	0.0087
8201	Defence	0.0000	0.0000	0.0000	0.0000	0.0000	0.0000	0.0000	0.0000	0.0000	0.0000	0.0000	0.0000	0.0000
8401	Education	0.0002	0.0002	0.0006	0.0001	0.0000	0.0003	0.0000	0.0024	0.0003	0.0006	0.0003	0.0003	0.0004
8601	Health services	0.0002	0.0004	0.0002	0.0000	0.0003	0.0006	0.0000	0.0000	0.0004	0.0004	0.0011	0.0004	0.0003
8701	Community services	0.0000	0.0000	0.0000	0.0000	0.0000	0.0000	0.0000	0.0000	0.0000	0.0004	0.0002	0.0001	0.0003
9101	Motion picture, radio and television services	0.0023	0.0039	0.0018	0.0005	0.0002	0.0004	0.0013	0.0002	0.0005	0.0082	0.0069	0.0013	0.0014
9201	Libraries, museums and the arts	0.0002	0.0005	0.0109	0.0001	0.0001	0.0000	0.0001	0.0004	0.0000	0.0001	0.0002	0.0000	0.0000
9301	Sport, gambling and recreational services	0.0001	0.0002	0.0003	0.0001	0.0001	0.0000	0.0001	0.0003	0.0000	0.0003	0.0004	0.0004	0.0005
9501	Personal services	0.0002	0.0004	0.0015	0.0001	0.0002	0.0003	0.0005	0.0001	0.0003	0.0001	0.0000	0.0004	0.0029
9601	Other services	0.0008	0.0018	0.0013	0.0016	0.0010	0.0002	0.0000	0.0029	0.0005	0.0018	0.0029	0.0055	0.0016
PIG00	Total intermediate usage	0.2484	0.3260	0.3986	0.2741	0.2585	0.4077	0.3386	0.3299	0.2211	0.3306	0.5242	0.1335	0.3914
PIG10	Wages, salaries and supplements	0.3368	0.3362	0.3400	0.1839	0.5117	0.0747	0.1892	0.2092	0.2965	0.2903	0.2565	0.2300	0.4013
PIG20	Gross operating surplus	0.2898	0.2088	0.1498	0.3827	0.1614	0.1954	0.2249	0.2738	0.3610	0.2921	0.1719	0.5482	0.1157
PIG30	Net Commodity taxes	0.0163	0.0181	0.0046	0.0428	0.0137	0.0252	0.0922	0.0152	0.0144	0.0062	0.0072	0.0051	0.0082
PIG40	Net Indirect taxes nec	0.0347	0.0308	0.0110	0.0478	0.0179	0.0198	0.0190	0.0656	0.0271	0.0340	0.0236	0.0295	0.0506
PIG50	Sales by final buyers	0.0000	0.0000	0.0000	0.0000	0.0000	0.0000	0.0000	0.0000	0.0000	0.0000	0.0000	0.0000	0.0000
PICIMP	Complementary imports cif	0.0024	0.0024	0.0025	0.0024	0.0024	0.0024	0.0024	0.0024	0.0024	0.0024	0.0024	0.0024	0.0024
PIIMP	Competing imports cif + duty	0.0716	0.0776	0.0934	0.0663	0.0344	0.2748	0.1336	0.1038	0.0775	0.0443	0.0141	0.0512	0.0304
PIG90	Western Australian production	1.0000	1.0000	1.0000	1.0000	1.0000	1.0000	1.0000	1.0000	1.0000	1.0000	1.0000	1.0000	1.0000

(continued on next page)



TABLE B1 continued ...

## THE WA 111-SECTOR I-O COEFFICIENTS TABLE: 1992/93

## Direct Allocation of Competing Imports

INPUT-OUTPUT CODE		7501	7701	7702	7801	7802	7803	8101	8201	8401	8601	8701	9101	9201
USAGE		Services to finance, investment and insurance	Ownership of dwellings	Other property services	Scientific research, technical and computer services	Legal, accounting, marketing and business management services	Other business services	Government administration	Defence	Education	Health services	Community services	Motion picture, radio and television services	Libraries, museums and the arts
INPUT-OUTPUT CODE	SUPPLY													
01011	Sheep meat	0.0000	0.0000	0.0000	0.0000	0.0000	0.0001	0.0000	0.0000	0.0000	0.0000	0.0003	0.0000	0.0000
01012	Sheep wool	0.0000	0.0000	0.0000	0.0001	0.0000	0.0001	0.0000	0.0000	0.0000	0.0000	0.0007	0.0000	0.0000
01021	Grain cereals	0.0000	0.0000	0.0000	0.0000	0.0000	0.0000	0.0000	0.0000	0.0000	0.0000	0.0001	0.0000	0.0000
01022	Grain pulses & oilseeds	0.0000	0.0000	0.0000	0.0000	0.0000	0.0000	0.0000	0.0000	0.0000	0.0000	0.0000	0.0000	0.0000
0103	Beef cattle	0.0000	0.0000	0.0000	0.0000	0.0000	0.0000	0.0000	0.0000	0.0000	0.0000	0.0000	0.0000	0.0000
0104	Dairy cattle	0.0000	0.0000	0.0000	0.0000	0.0000	0.0000	0.0000	0.0000	0.0000	0.0000	0.0000	0.0000	0.0000
0105	Pigs	0.0000	0.0000	0.0000	0.0000	0.0000	0.0000	0.0000	0.0000	0.0000	0.0000	0.0000	0.0000	0.0000
0106	Poultry	0.0000	0.0000	0.0000	0.0000	0.0000	0.0000	0.0000	0.0001	0.0000	0.0000	0.0000	0.0000	0.0000
01071	Horticulture	0.0001	0.0000	0.0000	0.0000	0.0000	0.0001	0.0003	0.0006	0.0000	0.0000	0.0003	0.0041	0.0009
01072	New industries and Other agriculture	0.0001	0.0000	0.0001	0.0001	0.0000	0.0002	0.0005	0.0013	0.0000	0.0000	0.0006	0.0085	0.0019
0200	Services to agriculture, hunting and trapping	0.0000	0.0000	0.0000	0.0001	0.0000	0.0001	0.0003	0.0004	0.0000	0.0000	0.0004	0.0000	0.0000
0300	Forestry and logging	0.0000	0.0000	0.0000	0.0000	0.0000	0.0000	0.0000	0.0011	0.0000	0.0000	0.0001	0.0000	0.0000
0400	Commercial fishing	0.0001	0.0000	0.0000	0.0001	0.0000	0.0001	0.0000	0.0000	0.0000	0.0000	0.0005	0.0000	0.0000
1101	Coal	0.0000	0.0000	0.0000	0.0000	0.0000	0.0000	0.0001	0.0017	0.0000	0.0001	0.0001	0.0001	0.0000
1102	Oil and gas	0.0000	0.0000	0.0000	0.0000	0.0000	0.0001	0.0001	0.0016	0.0000	0.0002	0.0003	0.0001	0.0001
1301	Iron ores	0.0000	0.0000	0.0000	0.0000	0.0000	0.0000	0.0000	0.0000	0.0000	0.0000	0.0000	0.0000	0.0000
1302	Non-ferrous metal ores	0.0000	0.0000	0.0000	0.0000	0.0000	0.0000	0.0000	0.0000	0.0000	0.0000	0.0000	0.0001	0.0000
1400	Other mining	0.0000	0.0006	0.0001	0.0004	0.0001	0.0004	0.0005	0.0003	0.0000	0.0000	0.0020	0.0054	0.0019
1500	Services to mining	0.0000	0.0000	0.0000	0.0000	0.0000	0.0000	0.0000	0.0000	0.0000	0.0000	0.0000	0.0000	0.0000
2101	Meat and meat products	0.0004	0.0000	0.0004	0.0006	0.0004	0.0007	0.0002	0.0043	0.0001	0.0004	0.0021	0.0004	0.0002
2102	Dairy products	0.0004	0.0000	0.0002	0.0005	0.0002	0.0010	0.0000	0.0013	0.0002	0.0003	0.0043	0.0004	0.0002
2103	Fruit and vegetable products	0.0000	0.0000	0.0000	0.0000	0.0000	0.0000	0.0000	0.0008	0.0000	0.0001	0.0000	0.0000	0.0000
2104	Oils and fats	0.0000	0.0000	0.0000	0.0000	0.0000	0.0000	0.0000	0.0002	0.0001	0.0004	0.0000	0.0000	0.0000
2105	Flour mill products and cereal foods	0.0000	0.0000	0.0000	0.0000	0.0000	0.0001	0.0000	0.0018	0.0000	0.0001	0.0003	0.0000	0.0000
2106	Bakery products	0.0003	0.0000	0.0001	0.0001	0.0001	0.0001	0.0005	0.0016	0.0001	0.0001	0.0001	0.0007	0.0002
2107	Confectionery	0.0000	0.0000	0.0000	0.0000	0.0000	0.0000	0.0000	0.0003	0.0000	0.0000	0.0001	0.0000	0.0000
2108	Other food products	0.0000	0.0000	0.0000	0.0001	0.0000	0.0002	0.0000	0.0019	0.0000	0.0000	0.0010	0.0038	0.0008
2109	Soft drinks, cordials and syrups	0.0001	0.0000	0.0001	0.0001	0.0001	0.0001	0.0001	0.0006	0.0001	0.0001	0.0002	0.0001	0.0001
2110	Beer and malt	0.0001	0.0000	0.0000	0.0000	0.0000	0.0000	0.0000	0.0003	0.0000	0.0000	0.0000	0.0000	0.0000
2111	Wine and spirits	0.0001	0.0000	0.0000	0.0000	0.0000	0.0000	0.0008	0.0001	0.0000	0.0001	0.0000	0.0000	0.0000
2201	Wool scouring	0.0000	0.0000	0.0000	0.0000	0.0000	0.0000	0.0000	0.0000	0.0000	0.0000	0.0000	0.0000	0.0000
2202	Textile fibres, yarns and woven fabrics	0.0000	0.0000	0.0000	0.0001	0.0000	0.0001	0.0001	0.0011	0.0001	0.0001	0.0006	0.0001	0.0001
2203	Textile products	0.0009	0.0000	0.0000	0.0002	0.0000	0.0004	0.0001	0.0017	0.0000	0.0004	0.0023	0.0003	0.0001
2204	Knitting mill products	0.0000	0.0000	0.0000	0.0000	0.0000	0.0000	0.0000	0.0004	0.0000	0.0001	0.0001	0.0001	0.0000
2205	Clothing	0.0000	0.0000	0.0000	0.0004	0.0001	0.0010	0.0003	0.0032	0.0001	0.0003	0.0051	0.0005	0.0001
2206	Footwear	0.0000	0.0000	0.0000	0.0001	0.0000	0.0000	0.0000	0.0016	0.0000	0.0000	0.0000	0.0000	0.0000
2207	Leather and leather products	0.0000	0.0000	0.0000	0.0000	0.0000	0.0000	0.0000	0.0002	0.0000	0.0000	0.0002	0.0000	0.0000
2301	Sawmill products	0.0000	0.0000	0.0000	0.0000	0.0000	0.0000	0.0000	0.0003	0.0001	0.0000	0.0001	0.0000	0.0001
2302	Plywood, veneer and fabricated wood	0.0000	0.0023	0.0000	0.0000	0.0000	0.0000	0.0000	0.0003	0.0002	0.0000	0.0000	0.0004	0.0003
2303	Other wood products	0.0000	0.0020	0.0003	0.0001	0.0000	0.0001	0.0024	0.0003	0.0025	0.0001	0.0006	0.0013	0.0025
2304	Pulp, paper and paperboard	0.0001	0.0000	0.0000	0.0000	0.0000	0.0000	0.0007	0.0003	0.0000	0.0000	0.0001	0.0000	0.0000
2305+2306	Paperboard containers; ... other paper products	0.0006	0.0000	0.0005	0.0003	0.0003	0.0005	0.0033	0.0006	0.0003	0.0004	0.0010	0.0007	0.0004

(continued on next page)

TABLE B1 continued ...

## THE WA 111-SECTOR I-O COEFFICIENTS TABLE: 1992/93

## Direct Allocation of Competing Imports

INPUT-OUTPUT CODE	SUPPLY	INPUT-OUTPUT CODE												
		7501	7701	7702	7801	7802	7803	8101	8201	8401	8601	8701	9101	9201
	USAGE	Services to finance, investment and insurance	Ownership of dwellings	Other property services	Scientific research, technical and computer services	Legal, accounting, marketing and business management services	Other business services	Government administration	Defence	Education	Health services	Community services	Motion picture, radio and television services	Libraries, museums and the arts
2401	Printing and services to printing	0.0027	0.0000	0.0037	0.0031	0.0053	0.0068	0.0113	0.0066	0.0007	0.0008	0.0056	0.0039	0.0013
2402	Publishing, recorded media and publishing	0.0034	0.0002	0.0118	0.0110	0.0152	0.0141	0.0103	0.0031	0.0076	0.0006	0.0114	0.0183	0.0123
2501	Petroleum and coal products	0.0010	0.0003	0.0064	0.0085	0.0069	0.0082	0.0018	0.0106	0.0000	0.0025	0.0163	0.0036	0.0014
2502	Fertilisers	0.0000	0.0000	0.0001	0.0002	0.0001	0.0002	0.0001	0.0009	0.0000	0.0000	0.0010	0.0051	0.0018
2503	Other basic chemicals	0.0002	0.0002	0.0004	0.0005	0.0006	0.0008	0.0004	0.0009	0.0001	0.0033	0.0014	0.0001	0.0001
2504	Paints	0.0000	0.0001	0.0000	0.0001	0.0001	0.0001	0.0000	0.0003	0.0000	0.0000	0.0000	0.0004	0.0001
2506	Soap and other detergents	0.0000	0.0000	0.0002	0.0002	0.0003	0.0004	0.0001	0.0005	0.0000	0.0002	0.0003	0.0000	0.0000
2505+2508	Medicinal & pharmaceutical ... chemical products	0.0001	0.0000	0.0005	0.0005	0.0008	0.0011	0.0006	0.0058	0.0000	0.0092	0.0011	0.0051	0.0009
2509	Rubber products	0.0000	0.0000	0.0000	0.0001	0.0000	0.0002	0.0001	0.0107	0.0000	0.0001	0.0008	0.0004	0.0001
2510	Plastic products	0.0002	0.0005	0.0003	0.0002	0.0001	0.0004	0.0014	0.0029	0.0001	0.0009	0.0016	0.0006	0.0002
2601	Glass and glass products	0.0000	0.0006	0.0001	0.0000	0.0000	0.0000	0.0001	0.0025	0.0001	0.0001	0.0002	0.0000	0.0000
2602	Ceramic products	0.0000	0.0008	0.0000	0.0000	0.0000	0.0000	0.0000	0.0001	0.0000	0.0008	0.0000	0.0000	0.0000
2603	Cement and lime	0.0000	0.0008	0.0000	0.0002	0.0000	0.0004	0.0000	0.0000	0.0000	0.0000	0.0023	0.0000	0.0000
2604	Concrete slurry	0.0000	0.0000	0.0000	0.0000	0.0000	0.0000	0.0000	0.0000	0.0000	0.0000	0.0000	0.0000	0.0000
2605	Plaster and other concrete products	0.0000	0.0004	0.0000	0.0000	0.0000	0.0000	0.0009	0.0004	0.0000	0.0000	0.0000	0.0000	0.0000
2606	Other non-metallic mineral products	0.0000	0.0015	0.0002	0.0001	0.0000	0.0001	0.0000	0.0003	0.0000	0.0000	0.0007	0.0001	0.0000
2701	Iron and steel	0.0000	0.0005	0.0000	0.0000	0.0000	0.0000	0.0003	0.0014	0.0000	0.0000	0.0002	0.0002	0.0000
2702	Basic non-ferrous metal and products	0.0000	0.0006	0.0000	0.0000	0.0000	0.0000	0.0002	0.0001	0.0000	0.0000	0.0001	0.0001	0.0000
2703	Structural metal products	0.0001	0.0030	0.0001	0.0000	0.0000	0.0000	0.0001	0.0050	0.0012	0.0001	0.0001	0.0011	0.0015
2704	Sheet metal products	0.0000	0.0008	0.0001	0.0000	0.0000	0.0000	0.0003	0.0016	0.0000	0.0005	0.0002	0.0005	0.0001
2705	Fabricated metal products	0.0001	0.0006	0.0003	0.0003	0.0002	0.0005	0.0020	0.0058	0.0002	0.0008	0.0014	0.0054	0.0011
2801	Motor vehicles and parts; other transport equipment	0.0001	0.0000	0.0003	0.0001	0.0001	0.0003	0.0002	0.0112	0.0000	0.0001	0.0011	0.0010	0.0002
2802	Ships and boats	0.0000	0.0000	0.0001	0.0001	0.0000	0.0001	0.0001	0.0590	0.0000	0.0000	0.0008	0.0004	0.0001
2803	Railway equipment	0.0000	0.0000	0.0000	0.0000	0.0000	0.0000	0.0000	0.0000	0.0000	0.0000	0.0000	0.0001	0.0000
2804	Aircraft	0.0000	0.0000	0.0000	0.0000	0.0000	0.0000	0.0000	0.0102	0.0000	0.0000	0.0000	0.0002	0.0000
2805	Photographic and scientific equipment	0.0000	0.0000	0.0001	0.0001	0.0001	0.0002	0.0001	0.0070	0.0004	0.0010	0.0005	0.0011	0.0005
2806	Electronic equipment	0.0001	0.0000	0.0004	0.0007	0.0007	0.0010	0.0011	0.0085	0.0000	0.0001	0.0012	0.0053	0.0009
2807	Household appliances	0.0000	0.0001	0.0000	0.0000	0.0000	0.0000	0.0000	0.0003	0.0000	0.0000	0.0000	0.0004	0.0001
2808	Other electrical equipment	0.0001	0.0000	0.0001	0.0002	0.0001	0.0001	0.0003	0.0037	0.0000	0.0001	0.0003	0.0016	0.0003
2809	Agricultural machinery	0.0000	0.0000	0.0001	0.0001	0.0001	0.0002	0.0000	0.0001	0.0000	0.0000	0.0003	0.0003	0.0001
2810	Mining & construction machinery ... equipment	0.0002	0.0000	0.0002	0.0003	0.0001	0.0001	0.0004	0.0011	0.0000	0.0001	0.0005	0.0002	0.0001
2811	Other machinery and equipment	0.0002	0.0000	0.0001	0.0011	0.0001	0.0003	0.0002	0.0024	0.0001	0.0002	0.0011	0.0004	0.0001
2901	Prefabricated buildings	0.0000	0.0002	0.0000	0.0000	0.0000	0.0000	0.0001	0.0003	0.0000	0.0001	0.0001	0.0005	0.0002
2902	Furniture	0.0000	0.0001	0.0000	0.0001	0.0000	0.0001	0.0001	0.0022	0.0009	0.0002	0.0005	0.0003	0.0008
2903	Other manufacturing	0.0007	0.0004	0.0004	0.0003	0.0003	0.0005	0.0006	0.0012	0.0006	0.0006	0.0012	0.0013	0.0008
3601	Electricity supply	0.0028	0.0005	0.0102	0.0107	0.0153	0.0147	0.0316	0.0101	0.0008	0.0166	0.0107	0.0121	0.0042
3602	Gas supply	0.0001	0.0001	0.0005	0.0005	0.0007	0.0009	0.0007	0.0003	0.0002	0.0028	0.0010	0.0004	0.0002
3701	Water supply; sewerage and drainage services	0.0015	0.0518	0.0181	0.0172	0.0219	0.0186	0.0040	0.0028	0.0014	0.0088	0.0055	0.0066	0.0037
4101	Residential building construction	0.0001	0.0099	0.0004	0.0004	0.0008	0.0008	0.0003	0.0012	0.0000	0.0003	0.0003	0.0002	0.0001
4102	Other construction	0.0002	0.0001	0.0009	0.0008	0.0007	0.0008	0.0014	0.0663	0.0002	0.0007	0.0014	0.0006	0.0004

(continued on next page)



TABLE B1 continued ...

## THE WA 111-SECTOR I-O COEFFICIENTS TABLE: 1992/93

## Direct Allocation of Competing Imports

INPUT-OUTPUT CODE		7501	7701	7702	7801	7802	7803	8101	8201	8401	8601	8701	9101	9201
USAGE		Services to finance, investment and insurance	Ownership of dwellings	Other property services	Scientific research, technical and computer services	Legal, accounting, marketing and business management services	Other business services	Government administration	Defence	Education	Health services	Community services	Motion picture, radio and television services	Libraries, museums and the arts
INPUT-OUTPUT CODE	SUPPLY													
4501+(5401-2)/2	Wholesale trade + repairs	0.0061	0.0037	0.0102	0.0142	0.0110	0.0131	0.0147	0.0332	0.0080	0.0181	0.0265	0.0389	0.0188
5101+(5401-2)/2	Retail trade + repairs	0.0026	0.0010	0.0029	0.0025	0.0019	0.0029	0.0016	0.0037	0.0004	0.0015	0.0081	0.0111	0.0041
5701	Accommodation, cafes and restaurants	0.0038	0.0000	0.0044	0.0065	0.0033	0.0071	0.0073	0.0033	0.0017	0.0008	0.0270	0.0076	0.0043
6101	Road transport	0.0006	0.0014	0.0034	0.0057	0.0032	0.0055	0.0073	0.0158	0.0019	0.0059	0.0181	0.0176	0.0080
6201	Rail, pipeline and other transport	0.0001	0.0000	0.0002	0.0002	0.0001	0.0002	0.0003	0.0016	0.0001	0.0002	0.0007	0.0006	0.0003
6301	Water transport	0.0000	0.0000	0.0005	0.0007	0.0004	0.0008	0.0016	0.0003	0.0000	0.0000	0.0027	0.0002	0.0001
6401	Air and space transport	0.0026	0.0000	0.0026	0.0023	0.0030	0.0047	0.0119	0.0090	0.0012	0.0008	0.0081	0.0107	0.0033
6601	Services to transport; storage	0.0003	0.0001	0.0108	0.0062	0.0074	0.0065	0.0091	0.0100	0.0006	0.0034	0.0034	0.0019	0.0013
7101	Communication services	0.0101	0.0001	0.0233	0.0234	0.0339	0.0384	0.0300	0.0069	0.0035	0.0082	0.0451	0.0297	0.0109
7301	Banking	0.0071	0.0499	0.0097	0.0070	0.0139	0.0116	0.0173	0.0192	0.0119	0.0229	0.0111	0.0124	0.0113
7302	Non-bank finance	0.0024	0.0050	0.0014	0.0010	0.0020	0.0021	0.0047	0.0018	0.0006	0.0012	0.0013	0.0030	0.0016
7303	Financial asset investors	0.0130	0.0000	0.0186	0.0170	0.0228	0.0184	0.0001	0.0002	0.0001	0.0001	0.0001	0.0000	0.0000
7401	Insurance	0.0013	0.0078	0.0031	0.0025	0.0031	0.0035	0.0009	0.0029	0.0007	0.0013	0.0052	0.0179	0.0055
7501	Services to finance, investment and insurance	0.0430	0.0000	0.0009	0.0009	0.0012	0.0013	0.0379	0.0000	0.0008	0.0010	0.0017	0.0012	0.0010
7701	Ownership of dwellings	0.0000	0.0000	0.0000	0.0000	0.0000	0.0000	0.0000	0.0000	0.0000	0.0000	0.0000	0.0000	0.0000
7702	Other property services	0.0207	0.0083	0.0071	0.0020	0.0007	0.0021	0.0056	0.0153	0.0002	0.0094	0.0093	0.0416	0.0150
7801	Scientific research, technical and computer services	0.0187	0.0000	0.0453	0.0417	0.0494	0.0452	0.0676	0.0134	0.0023	0.0098	0.0328	0.0125	0.0068
7802	Legal, accounting ... management services	0.0196	0.0025	0.0542	0.0442	0.0758	0.0626	0.0272	0.0089	0.0021	0.0113	0.0093	0.0571	0.0194
7803	Other business services	0.0027	0.0001	0.0130	0.0123	0.0213	0.0256	0.0079	0.0022	0.0011	0.0173	0.0138	0.0096	0.0031
8101	Government administration	0.0026	0.0002	0.0045	0.0048	0.0054	0.0052	0.1441	0.0115	0.0034	0.0041	0.0054	0.0022	0.0037
8201	Defence	0.0000	0.0000	0.0000	0.0000	0.0000	0.0000	0.0000	0.0000	0.0000	0.0000	0.0000	0.0000	0.0000
8401	Education	0.0002	0.0000	0.0002	0.0006	0.0002	0.0006	0.0003	0.0040	0.0001	0.0002	0.0028	0.0004	0.0003
8601	Health services	0.0003	0.0000	0.0002	0.0005	0.0002	0.0005	0.0001	0.0045	0.0004	0.0045	0.0022	0.0060	0.0025
8701	Community services	0.0001	0.0000	0.0001	0.0001	0.0001	0.0002	0.0000	0.0008	0.0000	0.0000	0.0008	0.0001	0.0000
9101	Motion picture, radio and television services	0.0016	0.0000	0.0088	0.0076	0.0147	0.0167	0.0033	0.0032	0.0002	0.0001	0.0022	0.0595	0.0106
9201	Libraries, museums and the arts	0.0000	0.0000	0.0004	0.0005	0.0004	0.0006	0.0009	0.0000	0.0013	0.0000	0.0015	0.0113	0.0052
9301	Sport, gambling and recreational services	0.0003	0.0000	0.0004	0.0006	0.0001	0.0006	0.0001	0.0002	0.0003	0.0001	0.0035	0.0789	0.0284
9501	Personal services	0.0010	0.0000	0.0025	0.0023	0.0030	0.0025	0.0005	0.0064	0.0001	0.0007	0.0006	0.0014	0.0006
9601	Other services	0.0035	0.0001	0.0038	0.0058	0.0043	0.0063	0.0034	0.0009	0.0003	0.0015	0.0169	0.0016	0.0009
<b>PIG00</b>	<b>Total intermediate usage</b>	<b>0.1824</b>	<b>0.1595</b>	<b>0.2906</b>	<b>0.2745</b>	<b>0.3551</b>	<b>0.3626</b>	<b>0.4878</b>	<b>0.4567</b>	<b>0.0620</b>	<b>0.1797</b>	<b>0.3553</b>	<b>0.5398</b>	<b>0.2110</b>
PIG10	Wages, salaries and supplements	0.1704	0.0000	0.3268	0.3276	0.3240	0.3268	0.3783	0.3833	0.8240	0.5785	0.4889	0.1756	0.5094
PIG20	Gross operating surplus	0.5149	0.6738	0.2215	0.2257	0.2204	0.2244	0.0524	0.0000	0.0735	0.1282	0.0468	0.1539	0.1740
PIG30	Net Commodity taxes	0.0052	0.0086	0.0117	0.0134	0.0114	0.0125	0.0000	-0.0011	0.0009	0.0087	0.0208	0.0131	0.0069
PIG40	Net Indirect taxes nec	0.1072	0.0547	0.0271	0.0258	0.0195	0.0271	-0.0036	0.0166	0.0150	0.0135	0.0111	0.0136	0.0014
PIG50	Sales by final buyers	0.0000	0.0000	0.0000	0.0000	0.0000	0.0000	0.0000	0.0000	0.0000	0.0000	0.0027	0.0015	0.0000
PICIMP	Complementary imports cif	0.0024	0.0000	0.0024	0.0024	0.0024	0.0024	0.0025	0.0150	0.0024	0.0024	0.0024	0.0024	0.0024
PIIMP	Competing imports cif + duty	0.0175	0.1034	0.1199	0.1306	0.0673	0.0442	0.0826	0.1295	0.0221	0.0891	0.0720	0.1000	0.0948
<b>PIG90</b>	<b>Western Australian production</b>	<b>1.0000</b>	<b>1.0000</b>	<b>1.0000</b>	<b>1.0000</b>	<b>1.0000</b>	<b>1.0000</b>	<b>1.0000</b>	<b>1.0000</b>	<b>1.0000</b>	<b>1.0000</b>	<b>1.0000</b>	<b>1.0000</b>	<b>1.0000</b>

(continued on next page)

TABLE B1 continued ...

THE WA 111-SECTOR I-O COEFFICIENTS TABLE: 1992/93  
Direct Allocation of Competing Imports

INPUT-OUTPUT CODE		9301	9501	9601		FDG10	FDG20	FDG30	FDG40	FDG50	FDG60	FDG70	FDG80	FDG90
		Sport, gambling and recreational services	Personal services	Other services	T4 Total intermediate usage	Q1 Private final consumption expenditure	Q2 Government final consumption expenditure	Q3 Private gross fixed capital expenditure	Q4 Public enterprise gross fixed capital expenditure	Q5 General government gross fixed capital expenditure	Q6 Increase in stocks	Q7 Exports	T5 Total final demand	T6 Total supply
INPUT-OUTPUT CODE	USAGE													
SUPPLY														
01011	Sheep meat	0.0000	0.0000	0.0002	0.0016	0.0000	0.0000	0.0000	0.0000	0.0000	0.2282	0.0033	0.0015	0.0015
01012	Sheep wool	0.0000	0.0000	0.0004	0.0013	0.0000	0.0000	0.0000	0.0000	0.0000	0.4853	0.0093	0.0042	0.0027
01021	Grain cereals	0.0000	0.0000	0.0000	0.0016	0.0002	0.0000	0.0000	0.0000	0.0000	-16.7297	0.0278	0.0138	0.0073
01022	Grain pulses & oilseeds	0.0000	0.0000	0.0000	0.0005	0.0000	0.0000	0.0000	0.0000	0.0000	-2.0766	0.0029	0.0015	0.0009
0103	Beef cattle	0.0000	0.0000	0.0000	0.0019	0.0001	0.0000	0.0000	0.0000	0.0000	0.0809	0.0006	0.0003	0.0011
0104	Dairy cattle	0.0000	0.0000	0.0000	0.0014	0.0000	0.0000	0.0000	0.0000	0.0000	-0.0610	0.0000	0.0000	0.0007
0105	Pigs	0.0000	0.0000	0.0000	0.0006	0.0000	0.0000	0.0000	0.0000	0.0000	0.0266	0.0002	0.0001	0.0004
0106	Poultry	0.0000	0.0000	0.0000	0.0007	0.0008	0.0000	0.0000	0.0000	0.0000	0.2300	0.0005	0.0005	0.0006
01071	Horticulture	0.0022	0.0003	0.0002	0.0007	0.0019	0.0000	0.0000	0.0000	0.0000	0.1962	0.0003	0.0007	0.0007
01072	New industries and Other agriculture	0.0045	0.0006	0.0003	0.0014	0.0039	0.0000	0.0000	0.0000	0.0000	0.4009	0.0007	0.0015	0.0014
0200	Services to agriculture; hunting and trapping	0.0000	0.0000	0.0002	0.0010	0.0001	0.0015	0.0000	0.0000	0.0000	0.0759	0.0095	0.0044	0.0026
0300	Forestry and logging	0.0000	0.0000	0.0000	0.0004	0.0000	0.0021	0.0005	0.0000	0.0000	-0.0122	0.0001	0.0003	0.0004
0400	Commercial fishing	0.0000	0.0000	0.0003	0.0007	0.0030	0.0006	0.0000	0.0000	0.0000	3.3719	0.0100	0.0053	0.0028
1101	Coal	0.0000	0.0001	0.0001	0.0007	0.0000	0.0000	0.0000	0.0002	0.0001	0.0942	0.0058	0.0026	0.0016
1102	Oil and gas	0.0001	0.0002	0.0002	0.0073	0.0005	0.0000	0.0001	0.0007	0.0003	-0.8394	0.0700	0.0318	0.0189
1301	Iron ores	0.0000	0.0000	0.0000	0.0025	0.0000	0.0000	0.0000	0.0000	0.0000	5.8365	0.0900	0.0403	0.0202
1302	Non-ferrous metal ores	0.0001	0.0000	0.0000	0.0071	0.0000	0.0000	0.0003	0.0019	0.0010	2.8199	0.1162	0.0524	0.0284
1400	Other mining	0.0046	0.0002	0.0013	0.0025	0.0000	0.0000	0.0000	0.0000	0.0000	0.4118	0.0189	0.0085	0.0053
1500	Services to mining	0.0000	0.0000	0.0000	0.0068	0.0000	0.0011	0.0011	0.0000	0.0000	0.0000	0.0114	0.0054	0.0061
2101	Meat and meat products	0.0003	0.0001	0.0014	0.0022	0.0181	0.0000	0.0000	0.0003	0.0001	7.1489	0.0117	0.0104	0.0060
2102	Dairy products	0.0001	0.0002	0.0022	0.0011	0.0077	0.0000	0.0000	0.0001	0.0001	2.3016	0.0021	0.0032	0.0020
2103	Fruit and vegetable products	0.0000	0.0000	0.0000	0.0002	0.0047	0.0000	0.0001	0.0008	0.0003	0.9997	0.0008	0.0017	0.0009
2104	Oils and fats	0.0000	0.0000	0.0000	0.0003	0.0012	0.0000	0.0000	0.0000	0.0000	0.5212	0.0005	0.0006	0.0004
2105	Flour mill products and cereal foods	0.0000	0.0002	0.0002	0.0006	0.0019	0.0000	0.0000	0.0001	0.0000	0.7689	0.0004	0.0007	0.0006
2106	Bakery products	0.0003	0.0001	0.0000	0.0002	0.0074	0.0000	0.0000	0.0000	0.0000	1.5944	0.0001	0.0022	0.0012
2107	Confectionery	0.0000	0.0000	0.0000	0.0000	0.0003	0.0000	0.0000	0.0000	0.0000	0.0709	0.0000	0.0001	0.0001
2108	Other food products	0.0017	0.0004	0.0005	0.0015	0.0066	0.0000	0.0002	0.0014	0.0008	3.7224	0.0042	0.0037	0.0025
2109	Soft drinks, cordials and syrups	0.0001	0.0002	0.0001	0.0001	0.0075	0.0000	0.0000	0.0000	0.0000	1.9144	0.0005	0.0024	0.0012
2110	Beer and malt	0.0000	0.0000	0.0000	0.0004	0.0088	0.0000	0.0000	0.0001	0.0000	3.2351	0.0007	0.0028	0.0015
2111	Wine and spirits	0.0000	0.0000	0.0000	0.0001	0.0016	0.0000	0.0000	0.0000	0.0000	0.3651	0.0004	0.0007	0.0004
2201	Wool scouring	0.0000	0.0000	0.0000	0.0002	0.0000	0.0000	0.0000	0.0000	0.0000	0.8252	0.0052	0.0023	0.0012
2202	Textile fibres, yarns and woven fabrics	0.0001	0.0009	0.0003	0.0008	0.0005	0.0000	0.0000	0.0000	0.0000	-0.3837	0.0003	0.0003	0.0005
2203	Textile products	0.0001	0.0002	0.0012	0.0004	0.0019	0.0000	0.0007	0.0016	0.0030	-0.7256	0.0003	0.0009	0.0006
2204	Knitting mill products	0.0000	0.0000	0.0001	0.0000	0.0002	0.0000	0.0000	0.0000	0.0000	-0.1093	0.0000	0.0001	0.0001
2205	Clothing	0.0002	0.0000	0.0026	0.0002	0.0052	0.0000	0.0000	0.0000	0.0001	-1.5034	0.0002	0.0018	0.0009
2206	Footwear	0.0000	0.0000	0.0000	0.0000	0.0006	0.0000	0.0000	0.0000	0.0000	-0.1511	0.0000	0.0002	0.0001
2207	Leather and leather products	0.0000	0.0000	0.0001	0.0001	0.0001	0.0000	0.0000	0.0000	0.0000	-0.0115	0.0004	0.0002	0.0002
2301	Sawmill products	0.0000	0.0002	0.0000	0.0021	0.0000	0.0000	0.0001	0.0001	0.0002	0.5397	0.0014	0.0006	0.0014
2302	Plywood, veneer and fabricated wood	0.0003	0.0001	0.0000	0.0012	0.0000	0.0000	0.0000	0.0001	0.0001	0.1227	0.0009	0.0004	0.0008
2303	Other wood products	0.0009	0.0142	0.0003	0.0021	0.0001	0.0000	0.0010	0.0009	0.0022	-0.0229	0.0005	0.0004	0.0013
2304	Pulp, paper and paperboard	0.0000	0.0000	0.0000	0.0003	0.0000	0.0000	0.0000	0.0000	0.0000	-0.2136	0.0001	0.0001	0.0002
2305+2306	Paperboard containers; ... other paper products	0.0003	0.0020	0.0005	0.0012	0.0005	0.0000	0.0003	0.0001	0.0001	-1.3229	0.0002	0.0004	0.0008

(continued on next page)



TABLE B1 continued ...

## THE WA 111-SECTOR I-O COEFFICIENTS TABLE: 1992/93

## Direct Allocation of Competing Imports

INPUT-OUTPUT CODE		9301	9501	9601		FDG10	FDG20	FDG30	FDG40	FDG50	FDG60	FDG70	FDG80	FDG90
USAGE		Sport, gambling and recreational services	Personal services	Other services	T4 Total intermediate usage	Q1 Private final consumption expenditure	Q2 Government final consumption expenditure	Q3 Private gross fixed capital expenditure	Q4 Public enterprise gross fixed capital expenditure	Q5 General government gross fixed capital expenditure	Q6 Increase in stocks	Q7 Exports	T5 Total final demand	T6 Total supply
INPUT-OUTPUT CODE	SUPPLY													
2401	Printing and services to printing	0.0014	0.0045	0.0028	0.0023	0.0007	0.0003	0.0000	0.0001	0.0002	-0.3979	0.0002	0.0004	0.0014
2402	Publishing, recorded media and publishing	0.0135	0.0357	0.0072	0.0044	0.0046	0.0000	0.0000	0.0019	0.0035	0.0043	0.0011	0.0020	0.0033
2501	Petroleum and coal products	0.0029	0.0308	0.0106	0.0094	0.0114	0.0000	0.0004	0.0023	0.0013	3.2919	0.0080	0.0070	0.0083
2502	Fertilisers	0.0043	0.0003	0.0007	0.0015	0.0003	0.0000	0.0000	0.0000	0.0000	-1.1406	0.0003	0.0003	0.0010
2503	Other basic chemicals	0.0001	0.0045	0.0008	0.0026	0.0001	0.0000	0.0001	0.0001	0.0000	-0.2820	0.0026	0.0012	0.0020
2504	Paints	0.0001	0.0001	0.0000	0.0001	0.0000	0.0000	0.0000	0.0000	0.0000	-0.0813	0.0000	0.0000	0.0001
2506	Soap and other detergents	0.0000	0.0006	0.0002	0.0001	0.0006	0.0000	0.0000	0.0000	0.0000	-0.1952	0.0000	0.0002	0.0001
2505+2508	Medicinal & pharmaceutical ... chemical products	0.0018	0.0015	0.0005	0.0016	0.0017	0.0000	0.0000	0.0000	0.0000	-1.2297	0.0008	0.0010	0.0013
2509	Rubber products	0.0001	0.0004	0.0004	0.0003	0.0005	0.0000	0.0000	0.0000	0.0000	-0.1771	0.0001	0.0002	0.0003
2510	Plastic products	0.0002	0.0048	0.0008	0.0021	0.0014	0.0000	0.0002	0.0002	0.0001	-1.4163	0.0006	0.0008	0.0015
2601	Glass and glass products	0.0000	0.0001	0.0001	0.0006	0.0000	0.0000	0.0000	0.0000	0.0000	0.0333	0.0001	0.0001	0.0003
2602	Ceramic products	0.0000	0.0001	0.0000	0.0013	0.0002	0.0000	0.0001	0.0002	0.0002	0.1867	0.0025	0.0012	0.0012
2603	Cement and lime	0.0000	0.0000	0.0013	0.0008	0.0000	0.0000	0.0000	0.0000	0.0000	0.4053	0.0001	0.0000	0.0004
2604	Concrete slurry	0.0000	0.0000	0.0000	0.0016	0.0000	0.0000	0.0000	0.0000	0.0000	0.0706	0.0002	0.0001	0.0009
2605	Plaster and other concrete products	0.0000	0.0006	0.0000	0.0020	0.0000	0.0000	0.0001	0.0000	0.0001	-0.1250	0.0004	0.0002	0.0012
2606	Other non-metallic mineral products	0.0000	0.0185	0.0004	0.0010	0.0000	0.0000	0.0007	0.0000	0.0000	0.0380	0.0012	0.0006	0.0008
2701	Iron and steel	0.0001	0.0003	0.0001	0.0027	0.0000	0.0000	0.0006	0.0005	0.0002	0.2784	0.0012	0.0006	0.0017
2702	Basic non-ferrous metal and products	0.0001	0.0014	0.0001	0.0044	0.0002	0.0000	0.0004	0.0021	0.0008	4.1004	0.0672	0.0302	0.0166
2703	Structural metal products	0.0009	0.0004	0.0001	0.0055	0.0000	0.0000	0.0024	0.0018	0.0027	-0.0425	0.0022	0.0014	0.0035
2704	Sheet metal products	0.0002	0.0004	0.0001	0.0015	0.0002	0.0000	0.0087	0.0005	0.0008	-0.9682	0.0004	0.0014	0.0015
2705	Fabricated metal products	0.0020	0.0013	0.0007	0.0022	0.0003	0.0000	0.0020	0.0005	0.0007	-1.2086	0.0006	0.0007	0.0015
2801	Motor vehicles and parts, other transport equipment	0.0004	0.0007	0.0005	0.0016	0.0032	0.0000	0.0174	0.0077	0.0095	1.2341	0.0013	0.0038	0.0027
2802	Ships and boats	0.0003	0.0000	0.0006	0.0007	0.0003	0.0000	0.0085	0.0009	0.0002	-0.2362	0.0045	0.0032	0.0019
2803	Railway equipment	0.0000	0.0000	0.0000	0.0002	0.0000	0.0000	0.0006	0.0167	0.0002	-0.4500	0.0001	0.0004	0.0003
2804	Aircraft	0.0001	0.0000	0.0000	0.0003	0.0000	0.0000	0.0002	0.0021	0.0000	0.0001	0.0003	0.0002	0.0002
2805	Photographic and scientific equipment	0.0004	0.0006	0.0003	0.0002	0.0001	0.0000	0.0007	0.0005	0.0010	-0.0424	0.0003	0.0003	0.0002
2806	Electronic equipment	0.0019	0.0009	0.0006	0.0008	0.0005	0.0000	0.0014	0.0042	0.0044	-0.0640	0.0010	0.0009	0.0008
2807	Household appliances	0.0002	0.0000	0.0000	0.0002	0.0010	0.0000	0.0021	0.0001	0.0001	-0.4952	0.0002	0.0007	0.0004
2808	Other electrical equipment	0.0006	0.0002	0.0001	0.0007	0.0002	0.0000	0.0013	0.0020	0.0004	0.0619	0.0002	0.0004	0.0005
2809	Agricultural machinery	0.0001	0.0000	0.0001	0.0001	0.0003	0.0000	0.0023	0.0001	0.0001	-0.0762	0.0002	0.0004	0.0003
2810	Mining & construction machinery ... equipment	0.0001	0.0006	0.0004	0.0009	0.0000	0.0000	0.0071	0.0077	0.0035	0.0668	0.0009	0.0014	0.0012
2811	Other machinery and equipment	0.0002	0.0017	0.0006	0.0009	0.0000	0.0000	0.0143	0.0010	0.0010	0.2309	0.0014	0.0024	0.0016
2901	Prefabricated buildings	0.0004	0.0000	0.0001	0.0002	0.0000	0.0000	0.0037	0.0013	0.0022	-0.1226	0.0006	0.0008	0.0004
2902	Furniture	0.0002	0.0004	0.0003	0.0003	0.0055	0.0000	0.0134	0.0063	0.0163	-3.0141	0.0003	0.0040	0.0020
2903	Other manufacturing	0.0008	0.0019	0.0007	0.0008	0.0014	0.0000	0.0006	0.0001	0.0001	-0.2709	0.0012	0.0011	0.0009
3601	Electricity supply	0.0075	0.0241	0.0064	0.0142	0.0172	0.0000	0.0000	0.0000	0.0000	0.0087	0.0001	0.0053	0.0100
3602	Gas supply	0.0002	0.0015	0.0005	0.0012	0.0025	0.0000	0.0000	0.0000	0.0000	0.0000	0.0000	0.0008	0.0010
3701	Water supply, sewerage and drainage services	0.0056	0.0039	0.0036	0.0088	0.0000	0.0023	0.0000	0.0000	0.0000	0.0000	0.0001	0.0002	0.0048
4101	Residential building construction	0.0001	0.0001	0.0001	0.0011	0.0000	0.0000	0.1656	0.0718	0.0169	0.0000	0.0000	0.0212	0.0106
4102	Other construction	0.0005	0.0013	0.0009	0.0027	0.0000	0.0213	0.1682	0.6050	0.7014	0.0095	0.0262	0.0533	0.0265

(continued on next page)



### Direct Allocation of Competing Imports

INPUT-OUTPUT CODE		USAGE													
		9301 Sport, gambling and recreational services	9501 Personal services	9601 Other services	T4 Total intermediate usage	FDG10 Q1 Private final consumption expenditure	FDG20 Q2 Government final consumption expenditure	FDG30 Q3 Private gross fixed capital expenditure	FDG40 Q4 Public enterprise gross fixed capital expenditure	FDG50 Q5 General government gross fixed capital expenditure	FDG60 Q6 Increase in stocks	FDG70 Q7 Exports	FDG80 T5 Total final demand	FDG90 T6 Total supply	
SUPPLY															
4501+ (5401-2)/2	Wholesale trade + repairs	0.0273	0.0496	0.0165	0.0214	0.0430	0.0004	0.0632	0.0579	0.0758	-3.4960	0.0121	0.0285	0.0247	
5101+ (5401-2)/2	Retail trade + repairs	0.0087	0.0255	0.0052	0.0051	0.1522	0.0000	0.0047	0.0000	0.0000	0.0000	0.0006	0.0475	0.0251	
5701	Accommodation, cafes and restaurants	0.0065	0.0026	0.0178	0.0040	0.0532	0.0000	0.0000	0.0000	0.0000	0.0000	0.0002	0.0164	0.0099	
5101	Road transport	0.0149	0.0162	0.0118	0.0106	0.0178	0.0015	0.0053	0.0032	0.0044	0.4494	0.0047	0.0084	0.0096	
5201	Rail, pipeline and other transport	0.0004	0.0005	0.0004	0.0013	0.0076	0.0000	0.0003	0.0002	0.0002	-0.2840	0.0053	0.0048	0.0030	
5301	Water transport	0.0002	0.0003	0.0018	0.0019	0.0040	0.0000	0.0002	0.0001	0.0001	-0.0537	0.0065	0.0042	0.0030	
5401	Air and space transport	0.0049	0.0039	0.0041	0.0023	0.0070	0.0000	0.0003	0.0003	0.0005	0.0034	0.0076	0.0056	0.0039	
5601	Services to transport; storage	0.0016	0.0019	0.0022	0.0063	0.0017	0.0454	0.0007	0.0007	0.0007	-0.0225	0.0179	0.0129	0.0094	
7101	Communication services	0.0171	0.0115	0.0255	0.0103	0.0157	0.0001	0.0000	0.0000	0.0000	0.0001	0.0019	0.0057	0.0081	
7301	Banking	0.0083	0.0083	0.0080	0.0138	0.0131	0.0000	0.0000	0.0000	0.0000	0.0000	0.0007	0.0043	0.0093	
7302	Non-bank finance	0.0013	0.0018	0.0013	0.0023	0.0019	0.0001	0.0000	0.0000	0.0000	0.0000	0.0002	0.0007	0.0016	
7303	Financial asset investors	0.0000	0.0000	0.0000	0.0029	0.0000	0.0000	0.0000	0.0000	0.0000	0.0000	0.0034	0.0015	0.0022	
7401	Insurance	0.0106	0.0052	0.0031	0.0050	0.0181	0.0022	0.0000	0.0000	0.0000	0.0009	0.0007	0.0061	0.0055	
7501	Services to finance, investment and insurance	0.0007	0.0009	0.0011	0.0060	0.0016	0.0000	0.0000	0.0000	0.0000	0.0000	0.0004	0.0007	0.0035	
7701	Ownership of dwellings	0.0000	0.0000	0.0000	0.0000	0.1886	-0.0003	0.0000	0.0000	0.0000	0.0000	0.1262	0.1148	0.0540	
7702	Other property services	0.0355	0.0171	0.0061	0.0160	0.0035	0.0001	0.0299	0.0000	0.0000	0.0000	0.0093	0.0089	0.0126	
7801	Scientific research, technical and computer services	0.0106	0.0084	0.0216	0.0174	0.0005	0.0109	0.0010	0.0001	0.0001	0.0000	0.0130	0.0071	0.0126	
7802	Legal, accounting ... management services	0.0380	0.0474	0.0058	0.0193	0.0072	0.0039	0.0086	0.0000	0.0000	0.0000	0.0027	0.0048	0.0125	
7803	Other business services	0.0045	0.0038	0.0070	0.0042	0.0003	0.0061	0.0000	0.0000	0.0000	0.0000	0.0005	0.0009	0.0027	
8101	Government administration	0.0018	0.0034	0.0035	0.0073	0.0024	0.2823	0.0023	0.0000	0.0000	0.0000	0.0003	0.0272	0.0167	
8201	Defence	0.0000	0.0000	0.0000	0.0000	0.0000	0.0292	0.0000	0.0000	0.0000	0.0000	0.0001	0.0027	0.0013	
8401	Education	0.0003	0.0001	0.0019	0.0005	0.0209	0.2161	0.0000	0.0000	0.0000	0.0000	0.0105	0.0311	0.0149	
8601	Health services	0.0051	0.0014	0.0015	0.0007	0.0631	0.1638	0.0000	0.0000	0.0000	0.0000	0.0139	0.0407	0.0196	
8701	Community services	0.0000	0.0020	0.0004	0.0001	0.0099	0.0239	0.0000	0.0000	0.0000	0.0000	0.0000	0.0052	0.0025	
9101	Motion picture, radio and television services	0.0220	0.0041	0.0011	0.0022	0.0009	0.0051	0.0000	0.0000	0.0000	0.0000	0.0000	0.0007	0.0015	
9201	Libraries, museums and the arts	0.0097	0.0002	0.0010	0.0007	0.0022	0.0119	0.0006	0.0000	0.0000	0.0000	0.0018	0.0026	0.0016	
9301	Sport, gambling and recreational services	0.0673	0.0001	0.0023	0.0013	0.0242	0.0078	0.0000	0.0000	0.0000	0.0000	0.0095	0.0125	0.0065	
9501	Personal services	0.0012	0.0069	0.0003	0.0006	0.0174	0.0013	0.0000	0.0000	0.0000	0.0000	0.0019	0.0063	0.0033	
9601	Other services	0.0013	0.0022	0.0111	0.0021	0.0057	0.0611	0.0000	0.0000	0.0000	0.0000	0.0021	0.0083	0.0050	
PIG00	Total Intermediate usage	0.3632	0.3898	0.2179	0.3054	0.8236	0.9023	0.5449	0.8088	0.8592	8.8079	0.7906	0.7823	0.5297	
PIG10	Wages, salaries and supplements	0.1878	0.2405	0.6427	0.2362	0.0000	0.0000	0.0000	0.0000	0.0000	0.0000	0.0000	0.0000	0.1251	
PIG20	Gross operating surplus	0.1662	0.1933	0.0413	0.2849	0.0000	0.0000	0.0000	0.0000	0.0000	0.0000	0.0000	0.0000	0.1509	
PIG30	Net Commodity taxes	0.0142	0.0318	0.0136	0.0104	0.0495	0.0000	0.0161	0.0026	0.0047	-10.0572	0.0088	0.0219	0.0158	
PIG40	Net Indirect taxes nec	0.0788	0.0113	0.0174	0.0227	0.0000	0.0000	0.0194	0.0000	0.0000	0.0000	0.0000	0.0023	0.0131	
PIG50	Sales by final buyers	0.0015	0.0000	0.0000	0.0021	0.0125	0.0000	-0.0181	-0.1084	-0.0807	0.1229	0.0017	-0.0004	0.0009	
PICIMP	Complementary imports cif	0.0025	0.0024	0.0024	0.0024	-0.0065	0.0000	0.0002	0.0000	0.0000	-0.0637	0.0000	-0.0019	0.0004	
PIIMP	Competing imports cif + duty	0.1857	0.1309	0.0646	0.1358	0.1208	0.0977	0.4375	0.2970	0.2168	2.1901	0.1989	0.1958	0.1641	
PIG90	Western Australian production	1.0000	1.0000	1.0000	1.0000	1.0000	1.0000	1.0000	1.0000	1.0000	1.0000	1.0000	1.0000	1.0000	



## **APPENDIX - C**

# **INDUSTRY MULTIPLIERS**

This appendix provides definitions of each type of multiplier estimated in this study. The formula for each of these multipliers can be found in Clements and Ye (1995) and in ABS (1996a). A full list of multipliers is contained in Table C.1.

### **C1. Output multipliers**

- C1.1 Initial effects:** The initial effect is an increase of one dollar in output of a given industry in response to the one dollar increase in final demand for its output.
- C1.2 First round effects:** The amount of output required from all industries of an economy to produce the initial one dollar of additional output from the given industry.
- C1.3 Industrial support effects:** This refers to the second-round and subsequent effects of the change induced by an increase in final demand.
- C1.4 Production induced effects:** The amount of output required from all industries of the economy to produce the initial one dollar of extra output and all the subsequent induced output. The sum of C1.2 and C1.3 provides the production induced effects.
- C1.5 Consumption induced effects:** To produce the initial and the production induced output, wage and salary earners will earn extra income which they will spend on commodities produced by industries in the economy. This spending will induce further production by industries. The output resulting from this further induced production is the consumption induced effect.
- C1.6 Simple multipliers:** They measure the effects, both direct and indirect, on the output from all industries, due to the initial one dollar change in the final demand of the given industry.
- C1.7 Total multipliers:** They measure the direct, indirect and consumption induced effects on output from the initial one dollar stimulus to final demand.
- C1.8 Type-1A multiplier:** It is the ratio of the initial effect plus the first round effect, to the initial effect. In case of an output multiplier, since the initial effect is assumed to be one, the Type-1A is equal to the initial effect plus the first round effect (i.e. C1.1 plus C1.2 above).
- C1.9 Type-1B multiplier:** It is the ratio of the sum of the initial and the production-induced effect to the initial effect (recall that the initial effect plus the production induced effect is the simple multiplier). As the initial effect is one, in case of output multipliers, Type 1B is equal to the simple multiplier.
- C1.10 Type-2A multiplier:** It is defined as the ratio of the total multiplier to the initial effect. In case of output multipliers, as the initial effect is one, the Type-2A multiplier is equal to the total multiplier (i.e. C1.7 above).
- C1.11 Type-2B multiplier:** It refers to the ratio of the difference between the total multiplier and the initial effect to the initial effect. In case of output multipliers, the Type-2B multiplier is equal to the total multiplier minus one.



## **C2. Income multipliers**

- C2.1 The above seven multipliers (initial, first round, industrial support, production induced, consumption induced, simple and total) are not individually defined for the income multiplier. The distinction for each of the seven income multipliers is that they relate to the additional wage, salaries and supplements earned by workers producing the extra output induced by each of the first seven output effects in output multipliers.

For example, the initial income effect is the wages, salaries and supplements required to be paid to produce a one dollar increase in output. This actually equal to the wages, salaries and supplements coefficients found in Table B1.

- C2.2 Type-1A, Type-1B, Type-2A, and Type-2B multipliers are derived in the same way as given in C1.8 to C1.11 above. However as the initial effect is not one as is the case for output multiplier, Type-1A and Type-2B are no longer equal to the simple and total multipliers respectively. The initial effect is as stated in the previous paragraph.

## **C3. Employment multipliers**

The employment multipliers are analogous to the income multipliers mentioned above. The difference is that in calculating employment multipliers the employment coefficient is used in place of wage, salary and supplement coefficient.

TABLE C1  
WA MULTIPLIERS

		Input-output Code	01011	01012	01021	01022	0103	0104	0105	0106	01071	01072	0200	0300	0400	1101
Type of multipliers			Sheep meat	Sheep wool	Grain cereals	Grain pulses & oilseeds	Beef cattle	Dairy cattle	Pigs	Poultry	Horticulture	New industries and Other agriculture	Services to agriculture; hunting and trapping	Forestry and logging	Commercial fishing	Coal
Output multipliers	Initial effect		1.0000	1.0000	1.0000	1.0000	1.0000	1.0000	1.0000	1.0000	1.0000	1.0000	1.0000	1.0000	1.0000	1.0000
	First round effect		0.2669	0.4092	0.2221	0.3205	0.4003	0.4247	0.4710	0.4257	0.3976	0.3976	0.1736	0.4154	0.2643	0.3308
	Simple multiplier		1.3963	1.6130	1.3255	1.4809	1.6200	1.6695	1.7514	1.7601	1.6101	1.6101	1.2700	1.6805	1.4210	1.5276
	Industrial support effect		0.1294	0.2038	0.1034	0.1605	0.2197	0.2448	0.2804	0.3344	0.2125	0.2125	0.0964	0.2651	0.1567	0.1968
	Production-induced effect		0.3963	0.6130	0.3255	0.4809	0.6200	0.6695	0.7514	0.7601	0.6101	0.6101	0.2700	0.6805	0.4210	0.5276
	Type-1A multiplier		1.2669	1.4092	1.2221	1.3205	1.4003	1.4247	1.4710	1.4257	1.3976	1.3976	1.1736	1.4154	1.2643	1.3308
	Type-1B multiplier		1.3963	1.6130	1.3255	1.4809	1.6200	1.6695	1.7514	1.7601	1.6101	1.6101	1.2700	1.6805	1.4210	1.5276
	Total multiplier		1.6368	2.0472	1.5079	1.7403	1.9590	2.0840	2.0554	2.3354	2.0433	2.0433	1.8063	2.5273	1.8964	2.1649
	Consumption-induced effect		0.2405	0.4341	0.1824	0.2593	0.3391	0.4145	0.3039	0.5753	0.4332	0.4332	0.5363	0.8468	0.4754	0.6373
	Type-2A multiplier		1.6368	2.0472	1.5079	1.7403	1.9590	2.0840	2.0554	2.3354	2.0433	2.0433	1.8063	2.5273	1.8964	2.1649
	Type-2B multiplier		0.6368	1.0472	0.5079	0.7403	0.9590	1.0840	1.0554	1.3354	1.0433	1.0433	0.8063	1.5273	0.8964	1.1649
Income multipliers	Initial effect		0.0549	0.1239	0.0387	0.0593	0.0545	0.1046	0.0384	0.1781	0.1203	0.1203	0.2400	0.3316	0.1923	0.2448
	First round effect		0.0554	0.0821	0.0448	0.0579	0.0922	0.0830	0.0782	0.0871	0.0841	0.0841	0.0489	0.1020	0.0524	0.0797
	Simple multiplier		0.1397	0.2523	0.1060	0.1507	0.1970	0.2409	0.1766	0.3343	0.2517	0.2517	0.3116	0.4920	0.2762	0.3703
	Industrial support effect		0.0295	0.0462	0.0225	0.0335	0.0503	0.0533	0.0600	0.0691	0.0473	0.0473	0.0228	0.0584	0.0316	0.0458
	Production-induced effect		0.0849	0.1284	0.0673	0.0914	0.1425	0.1363	0.1382	0.1561	0.1315	0.1315	0.0717	0.1604	0.0840	0.1255
	Type-1A multiplier		2.0092	1.6629	2.1573	1.9762	2.6939	1.7935	3.0336	1.4888	1.6994	1.6994	1.2036	1.3076	1.2725	1.3257
	Type-1B multiplier		2.5475	2.0361	2.7370	2.5408	3.6175	2.3034	4.5942	1.8765	2.0932	2.0932	1.2986	1.4838	1.4367	1.5126
	Total multiplier		0.1997	0.3605	0.1515	0.2153	0.2815	0.3442	0.2524	0.4777	0.3597	0.3597	0.4453	0.7031	0.3947	0.5292
	Consumption-induced effect		0.0599	0.1082	0.0455	0.0646	0.0845	0.1033	0.0758	0.1434	0.1080	0.1080	0.1337	0.2111	0.1185	0.1589
	Type-2A multiplier		3.6403	2.9096	3.9112	3.6307	5.1694	3.2915	6.5650	2.6815	2.9911	2.9911	1.8557	2.1203	2.0530	2.1615
	Type-2B multiplier		2.6403	1.9096	2.9112	2.6307	4.1694	2.2915	5.5650	1.6815	1.9911	1.9911	0.8557	1.1203	1.0530	1.1615
Employment multipliers	Initial effect		0.0200	0.0200	0.0084	0.0127	0.0196	0.0207	0.0101	0.0121	0.0120	0.0120	0.0110	0.0095	0.0087	0.0035
	First round effect		0.0025	0.0036	0.0019	0.0029	0.0039	0.0041	0.0042	0.0028	0.0031	0.0031	0.0016	0.0035	0.0019	0.0025
	Simple multiplier		0.0235	0.0252	0.0110	0.0167	0.0252	0.0269	0.0166	0.0179	0.0168	0.0168	0.0134	0.0150	0.0117	0.0075
	Industrial support effect		0.0010	0.0016	0.0008	0.0012	0.0018	0.0020	0.0023	0.0030	0.0016	0.0016	0.0008	0.0020	0.0011	0.0014
	Production-induced effect		0.0035	0.0052	0.0026	0.0041	0.0057	0.0062	0.0065	0.0058	0.0047	0.0047	0.0024	0.0055	0.0030	0.0039
	Type-1A multiplier		1.1261	1.1816	1.2222	1.2279	1.1985	1.1982	1.4197	1.2298	1.2604	1.2604	1.1493	1.3700	1.2226	1.7003
	Type-1B multiplier		1.1768	1.2613	1.3127	1.3221	1.2891	1.2967	1.6476	1.4802	1.3925	1.3925	1.2179	1.5785	1.3483	2.1063
	Total multiplier		0.0259	0.0295	0.0128	0.0193	0.0285	0.0309	0.0195	0.0235	0.0210	0.0210	0.0186	0.0233	0.0163	0.0137
	Consumption-induced effect		0.0023	0.0042	0.0018	0.0025	0.0033	0.0040	0.0030	0.0056	0.0042	0.0042	0.0052	0.0083	0.0046	0.0062
	Type-2A multiplier		1.2939	1.4728	1.5250	1.5219	1.4579	1.4915	1.9421	1.9432	1.7431	1.7431	1.6934	2.4461	1.8818	3.8569
	Type-2B multiplier		0.2939	0.4728	0.5250	0.5219	0.4579	0.4915	0.9421	0.9432	0.7431	0.7431	0.6934	1.4461	0.8818	2.8569

(continued on next page)



TABLE C1 continued ...  
WA MULTIPLIERS

Input-output Code		1102	1301	1302	1400	1500	2101	2102	2103	2104	2105	2106	2107	2108
Type of multipliers		Oil and gas	Iron ores	Non-ferrous metal ores	Other mining	Services to mining	Meat and meat products	Dairy products	Fruit and vegetable products	Oils and fats	Flour mill products and cereal foods	Bakery products	Confectionery	Other food products
Output multipliers	Initial effect	1.0000	1.0000	1.0000	1.0000	1.0000	1.0000	1.0000	1.0000	1.0000	1.0000	1.0000	1.0000	1.0000
	First round effect	0.1254	0.1495	0.3003	0.2135	0.5015	0.7144	0.6282	0.6359	0.5962	0.6124	0.4531	0.5248	0.6590
	Simple multiplier	1.1883	1.2097	1.4680	1.3184	1.7596	2.1269	2.0879	2.0650	1.9759	1.9708	1.7721	1.8546	2.0937
	Industrial support effect	0.0629	0.0602	0.1677	0.1049	0.2581	0.4125	0.4597	0.4292	0.3797	0.3584	0.3190	0.3298	0.4347
	Production-induced effect	0.1883	0.2097	0.4680	0.3184	0.7596	1.1269	1.0879	1.0650	0.9759	0.9708	0.7721	0.8546	1.0937
	Type-1A multiplier	1.1254	1.1495	1.3003	1.2135	1.5015	1.7144	1.6282	1.6359	1.5962	1.6124	1.4531	1.5248	1.6590
	Type-1B multiplier	1.1883	1.2097	1.4680	1.3184	1.7596	2.1269	2.0879	2.0650	1.9759	1.9708	1.7721	1.8546	2.0937
	Total multiplier	1.3481	1.5257	1.8786	1.6687	2.5919	2.7334	2.5621	2.6895	2.4934	2.4817	2.5247	2.5557	2.6686
	Consumption-induced effect	0.1598	0.3160	0.4106	0.3503	0.8323	0.6065	0.4742	0.6245	0.5175	0.5109	0.7526	0.7011	0.5749
	Type-2A multiplier	1.3481	1.5257	1.8786	1.6687	2.5919	2.7334	2.5621	2.6895	2.4934	2.4817	2.5247	2.5557	2.6686
	Type-2B multiplier	0.3481	0.5257	0.8786	0.6687	1.5919	1.7334	1.5621	1.6895	1.4934	1.4817	1.5247	1.5557	1.6686
Income multipliers	Initial effect	0.0412	0.1397	0.1275	0.1251	0.2670	0.1592	0.1007	0.1474	0.1260	0.1104	0.2714	0.2080	0.1260
	First round effect	0.0345	0.0306	0.0706	0.0533	0.1465	0.1039	0.0862	0.1240	0.0982	0.1084	0.0985	0.1247	0.1164
	Simple multiplier	0.0929	0.1836	0.2386	0.2035	0.4836	0.3524	0.2755	0.3628	0.3007	0.2969	0.4373	0.4073	0.3341
	Industrial support effect	0.0172	0.0134	0.0405	0.0252	0.0701	0.0894	0.0887	0.0914	0.0765	0.0781	0.0673	0.0746	0.0917
	Production-induced effect	0.0516	0.0439	0.1111	0.0784	0.2166	0.1932	0.1748	0.2154	0.1747	0.1864	0.1659	0.1993	0.2081
	Type-1A multiplier	1.8358	1.2188	1.5540	1.4258	1.5487	1.6524	1.8558	1.8411	1.7791	1.9815	1.3631	1.5995	1.9244
	Type-1B multiplier	2.2522	1.3146	1.8720	1.6273	1.8113	2.2138	2.7366	2.4611	2.3862	2.6883	1.6111	1.9584	2.6521
	Total multiplier	0.1327	0.2624	0.3409	0.2908	0.6911	0.5036	0.3937	0.5185	0.4297	0.4242	0.6249	0.5821	0.4774
	Consumption-induced effect	0.0398	0.0788	0.1024	0.0873	0.2075	0.1512	0.1182	0.1557	0.1290	0.1274	0.1876	0.1747	0.1433
	Type-2A multiplier	3.2183	1.8785	2.6750	2.3254	2.5883	3.1635	3.9105	3.5169	3.4098	3.8416	2.3022	2.7985	3.7898
	Type-2B multiplier	2.2183	0.8785	1.6750	1.3254	1.5883	2.1635	2.9105	2.5169	2.4098	2.8416	1.3022	1.7985	2.7898
Employment multipliers	Initial effect	0.0004	0.0027	0.0031	0.0039	0.0078	0.0052	0.0030	0.0037	0.0033	0.0033	0.0106	0.0079	0.0038
	First round effect	0.0009	0.0009	0.0023	0.0020	0.0044	0.0100	0.0085	0.0047	0.0052	0.0045	0.0035	0.0044	0.0055
	Simple multiplier	0.0018	0.0040	0.0067	0.0067	0.0143	0.0189	0.0161	0.0116	0.0118	0.0107	0.0167	0.0150	0.0130
	Industrial support effect	0.0005	0.0004	0.0013	0.0008	0.0022	0.0037	0.0046	0.0033	0.0033	0.0028	0.0026	0.0027	0.0036
	Production-induced effect	0.0014	0.0013	0.0036	0.0028	0.0066	0.0137	0.0131	0.0079	0.0085	0.0074	0.0061	0.0071	0.0092
	Type-1A multiplier	3.2500	1.3321	1.7456	1.5006	1.5630	2.9219	3.8005	2.2599	2.5760	2.3851	1.3261	1.5569	2.4593
	Type-1B multiplier	4.6240	1.4872	2.1543	1.7056	1.8475	3.6406	5.3029	3.1464	3.5851	3.2506	1.5756	1.9051	3.4158
	Total multiplier	0.0034	0.0071	0.0107	0.0101	0.0224	0.0248	0.0207	0.0177	0.0169	0.0156	0.0241	0.0219	0.0186
	Consumption-induced effect	0.0016	0.0031	0.0040	0.0034	0.0081	0.0059	0.0046	0.0061	0.0050	0.0050	0.0073	0.0068	0.0056
	Type-2A multiplier	8.6018	2.6307	3.4353	2.5711	2.8938	4.7813	6.8252	4.7913	5.1116	4.7694	2.2668	2.7712	4.8910
	Type-2B multiplier	7.6018	1.6307	2.4353	1.5711	1.8938	3.7813	5.8252	3.7913	4.1116	3.7694	1.2668	1.7712	3.8910

(continued on next page)

TABLE C1 continued ...  
WA MULTIPLIERS

Input-output Code		2109	2110	2111	2201	2202	2203	2204	2205	2206	2207	2301	2302	2303
Type of multipliers		Soft drinks, cordials and syrops	Beer and malt	Wine and spirits	Wool scouring	Textile fibres, yarns and woven fabrics	Textile products	Knitting mill products	Clothing	Footwear	Leather and leather products	Sawmill products	Plywood, veneer and fabricated wood	Other wood products
Output multipliers	Initial effect	1.0000	1.0000	1.0000	1.0000	1.0000	1.0000	1.0000	1.0000	1.0000	1.0000	1.0000	1.0000	1.0000
	First round effect	0.4897	0.4896	0.5632	0.7524	0.5396	0.3802	0.4002	0.3981	0.4424	0.6604	0.4810	0.5419	0.5111
	Simple multiplier	1.8155	1.7617	1.9227	2.2046	1.8264	1.6373	1.6497	1.6707	1.8263	2.2599	1.7787	1.9385	1.8512
	Industrial support effect	0.3258	0.2721	0.3594	0.4522	0.2868	0.2572	0.2495	0.2726	0.3839	0.5995	0.2977	0.3966	0.3402
	Production-induced effect	0.8155	0.7617	0.9227	1.2046	0.8264	0.6373	0.6497	0.6707	0.8263	1.2599	0.7787	0.9385	0.8512
	Type-1A multiplier	1.4897	1.4896	1.5632	1.7524	1.5396	1.3802	1.4002	1.3981	1.4424	1.6604	1.4810	1.5419	1.5111
	Type-1B multiplier	1.8155	1.7617	1.9227	2.2046	1.8264	1.6373	1.6497	1.6707	1.8263	2.2599	1.7787	1.9385	1.8512
	Total multiplier	2.3450	2.2283	2.4713	2.6851	2.5544	2.2366	2.3520	2.3776	2.6828	2.9447	2.4522	2.5976	2.6165
	Consumption-induced effect	0.5296	0.4665	0.5486	0.4805	0.7281	0.5993	0.7022	0.7069	0.8565	0.6847	0.6736	0.6591	0.7653
	Type-2A multiplier	2.3450	2.2283	2.4713	2.6851	2.5544	2.2366	2.3520	2.3776	2.6828	2.9447	2.4522	2.5976	2.6165
	Type-2B multiplier	1.3450	1.2283	1.4713	1.6851	1.5544	1.2366	1.3520	1.3776	1.6828	1.9447	1.4522	1.5976	1.6165
	Initial effect	0.1257	0.1131	0.1289	0.0664	0.2310	0.2010	0.2466	0.2423	0.3131	0.1549	0.2013	0.1772	0.2461
	First round effect	0.1093	0.0965	0.1097	0.1165	0.1261	0.0891	0.1012	0.1036	0.1027	0.1275	0.1177	0.1161	0.1176
	Simple multiplier	0.3077	0.2711	0.3188	0.2792	0.4230	0.3482	0.4080	0.4107	0.4977	0.3978	0.3914	0.3830	0.4447
Income multipliers	Industrial support effect	0.0726	0.0615	0.0801	0.0963	0.0660	0.0581	0.0602	0.0649	0.0818	0.1154	0.0723	0.0897	0.0810
	Production-induced effect	0.1820	0.1580	0.1898	0.2127	0.1920	0.1472	0.1614	0.1684	0.1846	0.2429	0.1900	0.2057	0.1985
	Type-1A multiplier	1.8697	1.8532	1.8507	2.7530	1.5458	1.4431	1.4104	1.4275	1.3281	1.5848	1.6548	1.6548	1.4777
	Type-1B multiplier	2.4475	2.3969	2.4721	4.2021	1.8315	1.7324	1.6544	1.6952	1.5894	2.5677	1.9439	2.1608	1.8067
	Total multiplier	0.4397	0.3874	0.4555	0.3989	0.6045	0.4976	0.5831	0.5869	0.7112	0.5685	0.5592	0.5472	0.6354
	Consumption-induced effect	0.1320	0.1163	0.1367	0.1198	0.1815	0.1494	0.1750	0.1762	0.2135	0.1707	0.1679	0.1643	0.1907
	Type-2A multiplier	3.4974	3.4251	3.5326	6.0047	2.6171	2.4755	2.3641	2.4224	2.2712	3.6691	2.7778	3.0877	2.5817
	Type-2B multiplier	2.4974	2.4251	2.5326	5.0047	1.6171	1.4755	1.3641	1.4224	1.2712	2.6691	1.7778	2.0877	1.5817
	Initial effect	0.0036	0.0022	0.0049	0.0018	0.0070	0.0094	0.0061	0.0137	0.0139	0.0062	0.0081	0.0066	0.0124
	First round effect	0.0037	0.0037	0.0048	0.0133	0.0051	0.0029	0.0032	0.0034	0.0037	0.0052	0.0045	0.0042	0.0047
	Simple multiplier	0.0098	0.0080	0.0125	0.0192	0.0150	0.0148	0.0115	0.0196	0.0210	0.0176	0.0152	0.0138	0.0200
	Industrial support effect	0.0025	0.0021	0.0028	0.0041	0.0028	0.0024	0.0022	0.0025	0.0034	0.0062	0.0026	0.0031	0.0029
	Production-induced effect	0.0062	0.0058	0.0076	0.0174	0.0079	0.0054	0.0054	0.0059	0.0071	0.0114	0.0071	0.0073	0.0075
	Type-1A multiplier	2.0149	2.6566	1.9839	8.2126	1.7322	1.3115	1.5250	1.2446	1.2688	1.8429	1.5574	1.6354	1.3746
	Type-1B multiplier	2.7079	3.6108	2.5452	10.4458	2.1313	1.5708	1.8803	1.4287	1.5130	2.8498	1.8726	2.1055	1.6048
Employment multipliers	Total multiplier	0.0150	0.0126	0.0179	0.0239	0.0221	0.0207	0.0183	0.0265	0.0293	0.0242	0.0217	0.0203	0.0274
	Consumption-induced effect	0.0052	0.0045	0.0053	0.0047	0.0071	0.0058	0.0068	0.0069	0.0083	0.0067	0.0066	0.0064	0.0075
	Type-2A multiplier	4.1310	5.6542	3.6322	12.9893	3.1424	2.1894	2.9990	1.9313	2.1152	3.9332	2.6836	3.0832	2.2044
	Type-2B multiplier	3.1310	4.6542	2.6322	11.9893	2.1424	1.1894	1.9990	0.9313	1.1152	2.9332	1.6836	2.0832	1.2044

(continued on next page)



TABLE C1 continued ...  
WA MULTIPLIERS

Input-output Code		2304	2305+2306	2401	2402	2501	2502	2503	2504	2506	2505+2508	2509	2510	2601
Type of multipliers		Pulp, paper and paperboard	Paperboard containers; paper bags and sacks and other paper products	Printing and services to printing	Publishing; recorded media and publishing	Petroleum and coal products	Fertilisers	Other basic chemicals	Paints	Soap and other detergents	Medicinal and pharmaceutical products; pesticides and other chemical products	Rubber products	Plastic products	Glass and glass products
Output multipliers	Initial effect	1.0000	1.0000	1.0000	1.0000	1.0000	1.0000	1.0000	1.0000	1.0000	1.0000	1.0000	1.0000	1.0000
	First round effect	0.4598	0.4145	0.2964	0.3475	0.5104	0.3996	0.4684	0.4105	0.5006	0.5310	0.5003	0.4545	0.4168
	Simple multiplier	1.7418	1.6646	1.4613	1.5178	1.6566	1.6598	1.7605	1.6666	1.8277	1.8776	1.7706	1.7508	1.6602
	Industrial support effect	0.2820	0.2501	0.1649	0.1704	0.1462	0.2602	0.2921	0.2561	0.3271	0.3466	0.2702	0.2963	0.2435
	Production-induced effect	0.7418	0.6646	0.4613	0.5178	0.6566	0.6598	0.7605	0.6666	0.8277	0.8776	0.7706	0.7508	0.6602
	Type-1A multiplier	1.4598	1.4145	1.2964	1.3475	1.5104	1.3996	1.4684	1.4105	1.5006	1.5310	1.5003	1.4545	1.4168
	Type-1B multiplier	1.7418	1.6646	1.4613	1.5178	1.6566	1.6598	1.7605	1.6666	1.8277	1.8776	1.7706	1.7508	1.6602
	Total multiplier	2.3409	2.2604	2.1461	2.2387	1.8343	2.0430	2.2427	2.1763	2.3571	2.5018	2.5330	2.3789	2.2872
	Consumption-induced effect	0.5991	0.5957	0.6848	0.7209	0.1777	0.3832	0.4822	0.5097	0.5295	0.6243	0.7625	0.6281	0.6269
	Type-2A multiplier	2.3409	2.2604	2.1461	2.2387	1.8343	2.0430	2.2427	2.1763	2.3571	2.5018	2.5330	2.3789	2.2872
	Type-2B multiplier	1.3409	1.2604	1.1461	1.2387	0.8343	1.0430	1.2427	1.1763	1.3571	1.5018	1.5330	1.3789	1.2872
	Initial effect	0.1734	0.1867	0.2804	0.2597	0.0289	0.0958	0.1310	0.1543	0.1276	0.1515	0.2300	0.2067	0.2210
	First round effect	0.1107	0.1005	0.0772	0.1144	0.0388	0.0733	0.0883	0.0858	0.1088	0.1285	0.1430	0.0940	0.0898
	Simple multiplier	0.3481	0.3461	0.3979	0.4188	0.1032	0.2226	0.2802	0.2962	0.3076	0.3627	0.4430	0.3649	0.3643
Income multipliers	Industrial support effect	0.0640	0.0590	0.0403	0.0448	0.0356	0.0535	0.0609	0.0560	0.0713	0.0827	0.0700	0.0642	0.0535
	Production-induced effect	0.1747	0.1594	0.1175	0.1591	0.0744	0.1268	0.1492	0.1418	0.1800	0.2112	0.2130	0.1582	0.1433
	Type-1A multiplier	1.6383	1.5380	1.2752	1.4403	2.3455	1.7651	1.6742	1.5560	1.8524	1.8478	1.6216	1.4547	1.4064
	Type-1B multiplier	2.0078	1.8537	1.4191	1.6128	3.5779	2.3238	2.1395	1.9190	2.4110	2.3937	1.9258	1.7654	1.6486
	Total multiplier	0.4974	0.4946	0.5686	0.5985	0.1475	0.3182	0.4004	0.4232	0.4396	0.5183	0.6331	0.5215	0.5205
	Consumption-induced effect	0.1493	0.1485	0.1707	0.1797	0.0443	0.0955	0.1202	0.1270	0.1320	0.1556	0.1901	0.1566	0.1563
	Type-2A multiplier	2.8691	2.6489	2.0279	2.3047	5.1128	3.3207	3.0573	2.7423	3.4452	3.4206	2.7520	2.5227	2.3558
	Type-2B multiplier	1.8691	1.6489	1.0279	1.3047	4.1128	2.3207	2.0573	1.7423	2.4452	2.4206	1.7520	1.5227	1.3558
	Initial effect	0.0034	0.0045	0.0099	0.0086	0.0007	0.0024	0.0030	0.0046	0.0042	0.0042	0.0082	0.0070	0.0066
	First round effect	0.0034	0.0034	0.0025	0.0037	0.0010	0.0025	0.0028	0.0026	0.0037	0.0042	0.0048	0.0031	0.0029
	Simple multiplier	0.0089	0.0099	0.0137	0.0138	0.0027	0.0071	0.0078	0.0091	0.0105	0.0111	0.0153	0.0122	0.0113
	Industrial support effect	0.0021	0.0019	0.0013	0.0015	0.0010	0.0022	0.0020	0.0019	0.0026	0.0027	0.0023	0.0021	0.0017
	Production-induced effect	0.0054	0.0053	0.0038	0.0052	0.0020	0.0047	0.0048	0.0045	0.0063	0.0069	0.0071	0.0052	0.0046
	Type-1A multiplier	1.9754	1.7496	1.2555	1.4328	2.3313	2.0289	1.9248	1.5710	1.8952	2.0079	1.5917	1.4397	1.4435
	Type-1B multiplier	2.5859	2.1765	1.3872	1.6035	3.7820	2.9185	2.5899	1.9762	2.5194	2.6655	1.8755	1.7390	1.6992
Employment multipliers	Total multiplier	0.0147	0.0157	0.0204	0.0208	0.0044	0.0109	0.0125	0.0140	0.0157	0.0172	0.0227	0.0183	0.0174
	Consumption-induced effect	0.0058	0.0058	0.0067	0.0070	0.0017	0.0037	0.0047	0.0050	0.0052	0.0061	0.0074	0.0061	0.0061
	Type-2A multiplier	4.2854	3.4590	2.0620	2.4194	6.2013	4.4484	4.1542	3.0601	3.7562	4.1295	2.7873	2.6127	2.6207
	Type-2B multiplier	3.2854	2.4590	1.0620	1.4194	5.2013	3.4484	3.1542	2.0601	2.7562	3.1295	1.7873	1.6127	1.6207

(continued on next page)

TABLE C1 continued ...  
WA MULTIPLIERS

		Input-output Code	2602	2603	2604	2605	2606	2701	2702	2703	2704	2705	2801	2802	2803
Type of multipliers			Ceramic products	Cement and lime	Concrete slurry	Plaster and other concrete products	Other non-metallic mineral products	Iron and steel	Basic non-ferrous metal and products	Structural metal products	Sheet metal products	Fabricated metal products	Motor vehicles and parts; other transport equipment	Ships and boats	Railway equipment
Output multipliers	Initial effect		1.0000	1.0000	1.0000	1.0000	1.0000	1.0000	1.0000	1.0000	1.0000	1.0000	1.0000	1.0000	1.0000
	First round effect		0.3037	0.4353	0.8211	0.4790	0.4203	0.6111	0.4026	0.4037	0.4356	0.4601	0.5044	0.2782	0.5356
	Simple multiplier		1.4691	1.6816	2.1959	1.7431	1.6383	2.0035	1.6103	1.6583	1.7281	1.7531	1.8381	1.4489	1.8898
	Industrial support effect		0.1654	0.2464	0.3748	0.2641	0.2180	0.3924	0.2077	0.2546	0.2925	0.2930	0.3337	0.1707	0.3542
	Production-induced effect		0.4691	0.6816	1.1959	0.7431	0.6383	1.0035	0.6103	0.6583	0.7281	0.7531	0.8381	0.4489	0.8898
	Type-1A multiplier		1.3037	1.4353	1.8211	1.4790	1.4203	1.6111	1.4026	1.4037	1.4356	1.4601	1.5044	1.2782	1.5356
	Type-1B multiplier		1.4691	1.6816	2.1959	1.7431	1.6383	2.0035	1.6103	1.6583	1.7281	1.7531	1.8381	1.4489	1.8898
	Total multiplier		2.0997	2.1514	2.7581	2.3479	2.1918	2.6587	1.9971	2.2617	2.3418	2.4865	2.4675	1.9450	2.6807
	Consumption-induced effect		0.6305	0.4697	0.5622	0.6048	0.5535	0.6552	0.3868	0.6033	0.6137	0.7334	0.6294	0.4961	0.7910
	Type-2A multiplier		2.0997	2.1514	2.7581	2.3479	2.1918	2.6587	1.9971	2.2617	2.3418	2.4865	2.4675	1.9450	2.6807
	Type-2B multiplier		1.0997	1.1514	1.7581	1.3479	1.1918	1.6587	0.9971	1.2617	1.3418	1.4865	1.4675	0.9450	1.6807
	Initial effect		0.2642	0.1298	0.1042	0.1962	0.1885	0.1685	0.1160	0.2033	0.1979	0.2523	0.1638	0.1788	0.2572
	First round effect		0.0660	0.0901	0.1353	0.0955	0.0832	0.1267	0.0643	0.0900	0.0945	0.1076	0.1229	0.0696	0.1217
	Simple multiplier		0.3664	0.2729	0.3267	0.3514	0.3216	0.3807	0.2247	0.3506	0.3566	0.4261	0.3657	0.2883	0.4596
Income multipliers	Industrial support effect		0.0362	0.0530	0.0871	0.0597	0.0498	0.0855	0.0445	0.0573	0.0641	0.0662	0.0791	0.0398	0.0806
	Production-induced effect		0.1022	0.1432	0.2224	0.1552	0.1331	0.2122	0.1088	0.1472	0.1587	0.1738	0.2019	0.1094	0.2023
	Type-1A multiplier		1.2500	1.6947	2.2980	1.4870	1.4416	1.7516	1.5540	1.4424	1.4776	1.4265	1.7502	1.3894	1.4731
	Type-1B multiplier		1.3869	2.1035	3.1337	1.7913	1.7059	2.2592	1.9378	1.7242	1.8017	1.6887	2.2331	1.6121	1.7865
	Total multiplier		0.5235	0.3900	0.4668	0.5021	0.4596	0.5440	0.3212	0.5010	0.5095	0.6089	0.5226	0.4119	0.6567
	Consumption-induced effect		0.1572	0.1171	0.1401	0.1507	0.1380	0.1633	0.0964	0.1504	0.1530	0.1828	0.1569	0.1237	0.1971
	Type-2A multiplier		1.9818	3.0059	4.4781	2.5598	2.4378	3.2283	2.7691	2.4638	2.5746	2.4131	3.1911	2.3036	2.5529
	Type-2B multiplier		0.9818	2.0059	3.4781	1.5598	1.4378	2.2283	1.7691	1.4638	1.5746	1.4131	2.1911	1.3036	1.5529
	Initial effect		0.0116	0.0041	0.0039	0.0069	0.0052	0.0048	0.0025	0.0073	0.0053	0.0113	0.0079	0.0016	0.0028
	First round effect		0.0022	0.0027	0.0057	0.0035	0.0030	0.0035	0.0017	0.0032	0.0032	0.0038	0.0041	0.0026	0.0039
	Simple multiplier		0.0149	0.0085	0.0124	0.0123	0.0098	0.0109	0.0056	0.0124	0.0105	0.0172	0.0144	0.0056	0.0095
	Industrial support effect		0.0011	0.0017	0.0029	0.0020	0.0016	0.0026	0.0014	0.0019	0.0020	0.0021	0.0025	0.0013	0.0027
	Production-induced effect		0.0034	0.0044	0.0086	0.0054	0.0046	0.0061	0.0031	0.0051	0.0052	0.0059	0.0066	0.0039	0.0066
Employment multipliers	Type-1A multiplier		1.1914	1.6700	2.4658	1.5067	1.5790	1.7441	1.6679	1.4345	1.6091	1.3317	1.5164	2.6148	2.3816
	Type-1B multiplier		1.2908	2.0790	3.2181	1.7943	1.8976	2.2870	2.2155	1.6920	1.9909	1.5191	1.8370	3.4371	3.3427
	Total multiplier		0.0211	0.0130	0.0179	0.0182	0.0152	0.0173	0.0094	0.0183	0.0165	0.0244	0.0206	0.0104	0.0172
	Consumption-induced effect		0.0061	0.0046	0.0055	0.0059	0.0054	0.0064	0.0038	0.0059	0.0060	0.0071	0.0061	0.0048	0.0077
	Type-2A multiplier		1.8228	3.2039	4.6385	2.6542	2.9397	3.6267	3.7073	2.4934	3.1226	2.1496	2.6178	6.4219	6.0685
	Type-2B multiplier		0.8228	2.2039	3.6385	1.6542	1.9397	2.6267	2.7073	1.4934	2.1226	1.1496	1.6178	5.4219	5.0685

(continued on next page)



TABLE C1 continued ...  
WA MULTIPLIERS

Input-output Code		2804	2805	2806	2807	2808	2809	2810	2811	2901	2902	2903	3601
Type of multipliers		Aircraft	Photographic and scientific equipment	Electronic equipment	Household appliances	Other electrical equipment	Agricultural machinery	Mining and construction machinery; lifting and material handling equipment	Other machinery and equipment	Prefabricated buildings	Furniture	Other manufacturing	Electricity supply
Output multipliers	Initial effect	1.0000	1.0000	1.0000	1.0000	1.0000	1.0000	1.0000	1.0000	1.0000	1.0000	1.0000	1.0000
	First round effect	0.4326	0.3384	0.3630	0.4113	0.4801	0.3345	0.2979	0.3023	0.4482	0.4144	0.4563	0.4210
	Simple multiplier	1.6923	1.5252	1.5550	1.6867	1.7849	1.5452	1.4769	1.4897	1.7342	1.6885	1.7016	1.6971
	Industrial support effect	0.2597	0.1868	0.1920	0.2755	0.3047	0.2108	0.1790	0.1874	0.2860	0.2741	0.2454	0.2760
	Production-induced effect	0.6923	0.5252	0.5550	0.6867	0.7849	0.5452	0.4769	0.4897	0.7342	0.6885	0.7016	0.6971
	Type-1A multiplier	1.4326	1.3384	1.3630	1.4113	1.4801	1.3345	1.2979	1.3023	1.4482	1.4144	1.4563	1.4210
	Type-1B multiplier	1.6923	1.5252	1.5550	1.6867	1.7849	1.5452	1.4769	1.4897	1.7342	1.6885	1.7016	1.6971
	Total multiplier	2.7802	2.2533	2.1183	2.3077	2.4580	2.2071	2.1496	2.1984	2.3295	2.4433	2.2664	2.0946
	Consumption-induced effect	1.0879	0.7281	0.5633	0.6209	0.6732	0.6618	0.6728	0.7087	0.5953	0.7549	0.5648	0.3975
	Type-2A multiplier	2.7802	2.2533	2.1183	2.3077	2.4580	2.2071	2.1496	2.1984	2.3295	2.4433	2.2664	2.0946
	Type-2B multiplier	1.7802	1.2533	1.1183	1.3077	1.4580	1.2071	1.1496	1.1984	1.3295	1.4433	1.2664	1.0946
	Initial effect	0.4529	0.2899	0.1850	0.2001	0.2190	0.2525	0.2742	0.2952	0.1803	0.2768	0.1676	0.1184
	First round effect	0.1181	0.0880	0.0953	0.0974	0.1051	0.0836	0.0753	0.0737	0.1000	0.0978	0.1029	0.0648
	Simple multiplier	0.6321	0.4231	0.3273	0.3608	0.3911	0.3845	0.3909	0.4118	0.3459	0.4386	0.3281	0.2310
Income multipliers	Industrial support effect	0.0612	0.0453	0.0471	0.0633	0.0670	0.0485	0.0414	0.0428	0.0655	0.0640	0.0577	0.0478
	Production-induced effect	0.1793	0.1332	0.1423	0.1607	0.1721	0.1320	0.1167	0.1165	0.1655	0.1618	0.1606	0.1126
	Type-1A multiplier	1.2607	1.3034	1.5151	1.4868	1.4797	1.3310	1.2747	1.2496	1.5547	1.3533	1.6138	1.5477
	Type-1B multiplier	1.3958	1.4596	1.7695	1.8032	1.7857	1.5230	1.4258	1.3947	1.9179	1.5845	1.9580	1.9514
	Total multiplier	0.9033	0.6045	0.4677	0.5155	0.5589	0.5495	0.5586	0.5884	0.4943	0.6268	0.4689	0.3300
	Consumption-induced effect	0.2712	0.1815	0.1404	0.1548	0.1678	0.1650	0.1677	0.1766	0.1484	0.1882	0.1408	0.0991
	Type-2A multiplier	1.9946	2.0857	2.5286	2.5767	2.5517	2.1763	2.0374	1.9930	2.7406	2.2642	2.7979	2.7885
	Type-2B multiplier	0.9946	1.0857	1.5286	1.5767	1.5517	1.1763	1.0374	0.9930	1.7406	1.2642	1.7979	1.7885
	Initial effect	0.0033	0.0106	0.0051	0.0071	0.0074	0.0111	0.0085	0.0105	0.0076	0.0154	0.0108	0.0034
	First round effect	0.0038	0.0032	0.0033	0.0033	0.0035	0.0029	0.0026	0.0026	0.0037	0.0037	0.0036	0.0018
	Simple multiplier	0.0092	0.0154	0.0099	0.0124	0.0131	0.0155	0.0124	0.0144	0.0135	0.0213	0.0163	0.0065
	Industrial support effect	0.0020	0.0015	0.0015	0.0020	0.0021	0.0015	0.0013	0.0014	0.0022	0.0022	0.0019	0.0014
	Production-induced effect	0.0059	0.0047	0.0048	0.0053	0.0057	0.0044	0.0039	0.0039	0.0059	0.0059	0.0055	0.0031
Employment multipliers	Type-1A multiplier	2.1491	1.3041	1.6479	1.4683	1.4764	1.2573	1.3095	1.2434	1.4810	1.2424	1.3352	1.5262
	Type-1B multiplier	2.7583	1.4432	1.9505	1.7530	1.7651	1.3957	1.4644	1.3728	1.7724	1.3864	1.5126	1.9338
	Total multiplier	0.0198	0.0225	0.0154	0.0184	0.0196	0.0220	0.0190	0.0213	0.0193	0.0287	0.0218	0.0104
	Consumption-induced effect	0.0106	0.0071	0.0055	0.0061	0.0066	0.0065	0.0066	0.0069	0.0058	0.0074	0.0055	0.0039
	Type-2A multiplier	5.9256	2.1101	3.0353	2.6090	2.6524	1.9764	2.2390	2.0299	2.5352	1.8649	2.0232	3.0860
	Type-2B multiplier	4.9256	1.1101	2.0353	1.6090	1.6524	0.9764	1.2390	1.0299	1.5352	0.8649	1.0232	2.0860

(continued on next page)

TABLE C1 continued ...  
WA MULTIPLIERS

		Input-output Code	3602	3701	4101	4102	4501+(5401-2)/2	5101+(5401-2)/2	5701	6101	6201	6301	6401
Type of multipliers		Gas supply	Water supply; sewerage and drainage services	Residential building construction	Other construction	Wholesale trade + repairs	Retail trade + repairs	Accommodation, cafes and restaurants	Road transport	Rail, pipeline and other transport	Water transport	Air and space transport	
Output multipliers	Initial effect	1.0000	1.0000	1.0000	1.0000	1.0000	1.0000	1.0000	1.0000	1.0000	1.0000	1.0000	
	First round effect	0.5929	0.1589	0.4641	0.2713	0.2484	0.3260	0.3986	0.2741	0.2585	0.4077	0.3386	
	Simple multiplier	1.7606	1.2514	1.7562	1.4319	1.3736	1.4901	1.6377	1.4143	1.4011	1.6140	1.5329	
	Industrial support effect	0.1676	0.0925	0.2921	0.1605	0.1252	0.1641	0.2391	0.1402	0.1425	0.2064	0.1943	
	Production-induced effect	0.7606	0.2514	0.7562	0.4319	0.3736	0.4901	0.6377	0.4143	0.4011	0.6140	0.5329	
	Type-1A multiplier	1.5929	1.1589	1.4641	1.2713	1.2484	1.3260	1.3986	1.2741	1.2585	1.4077	1.3386	
	Type-1B multiplier	1.7606	1.2514	1.7562	1.4319	1.3736	1.4901	1.6377	1.4143	1.4011	1.6140	1.5329	
	Total multiplier	2.2305	1.8087	2.2575	2.1751	2.1293	2.3093	2.4896	1.9070	2.4576	1.9768	2.0549	
	Consumption-induced effect	0.4700	0.5573	0.5013	0.7433	0.7557	0.8192	0.8519	0.4926	1.0565	0.3627	0.5219	
	Type-2A multiplier	2.2305	1.8087	2.2575	2.1751	2.1293	2.3093	2.4896	1.9070	2.4576	1.9768	2.0549	
Type-2B multiplier	1.2305	0.8087	1.2575	1.1751	1.1293	1.3093	1.4896	0.9070	1.4576	0.9768	1.0549		
Income multipliers	Initial effect	0.1352	0.2705	0.1082	0.3285	0.3368	0.3362	0.3400	0.1839	0.5117	0.0747	0.1892	
	First round effect	0.0941	0.0340	0.1154	0.0661	0.0705	0.0971	0.1023	0.0704	0.0690	0.0867	0.0742	
	Simple multiplier	0.2731	0.3238	0.2912	0.4319	0.4391	0.4760	0.4950	0.2862	0.6139	0.2108	0.3033	
	Industrial support effect	0.0438	0.0193	0.0676	0.0373	0.0318	0.0427	0.0527	0.0319	0.0332	0.0494	0.0399	
	Production-induced effect	0.1379	0.0533	0.1830	0.1034	0.1023	0.1398	0.1549	0.1024	0.1022	0.1361	0.1141	
	Type-1A multiplier	1.6961	1.1256	2.0667	1.2012	1.2093	1.2887	1.3008	1.3831	1.1348	2.1601	1.3920	
	Type-1B multiplier	2.0202	1.1970	2.6911	1.3146	1.3038	1.4158	1.4557	1.5567	1.1997	2.8212	1.6028	
	Total multiplier	0.3902	0.4627	0.4162	0.6171	0.6274	0.6802	0.7073	0.4090	0.8772	0.3012	0.4334	
	Consumption-induced effect	0.1171	0.1389	0.1249	0.1853	0.1884	0.2042	0.2123	0.1228	0.2633	0.0904	0.1301	
	Type-2A multiplier	2.8868	1.7105	3.8455	1.8786	1.8632	2.0231	2.0801	2.2244	1.7143	4.0314	2.2904	
Type-2B multiplier	1.8868	0.7105	2.8455	0.8786	0.8632	1.0231	1.0801	1.2244	0.7143	3.0314	1.2904		
Employment multipliers	Initial effect	0.0028	0.0058	0.0050	0.0143	0.0126	0.0199	0.0159	0.0111	0.0112	0.0021	0.0039	
	First round effect	0.0022	0.0012	0.0041	0.0022	0.0022	0.0031	0.0035	0.0025	0.0023	0.0025	0.0023	
	Simple multiplier	0.0063	0.0076	0.0114	0.0177	0.0159	0.0244	0.0216	0.0146	0.0146	0.0063	0.0074	
	Industrial support effect	0.0013	0.0006	0.0023	0.0013	0.0010	0.0014	0.0022	0.0010	0.0011	0.0016	0.0013	
	Production-induced effect	0.0035	0.0018	0.0064	0.0034	0.0032	0.0045	0.0057	0.0035	0.0034	0.0041	0.0036	
	Type-1A multiplier	1.7746	1.1978	1.8072	1.1525	1.1752	1.1581	1.2225	1.2249	1.2072	2.1781	1.5904	
	Type-1B multiplier	2.2424	1.3031	2.2712	1.2413	1.2573	1.2279	1.3595	1.3165	1.3037	2.9299	1.9216	
	Total multiplier	0.0109	0.0130	0.0163	0.0249	0.0232	0.0324	0.0299	0.0194	0.0249	0.0098	0.0125	
	Consumption-induced effect	0.0046	0.0054	0.0049	0.0072	0.0074	0.0080	0.0083	0.0048	0.0103	0.0035	0.0051	
	Type-2A multiplier	3.8607	2.2372	3.2446	1.7492	1.8412	1.6291	1.8831	1.7484	2.2254	4.5839	3.2363	
Type-2B multiplier	2.8607	1.2372	2.2446	0.7492	0.8412	0.6291	0.8831	0.7484	1.2254	3.5839	2.2363		

(continued on next page)



TABLE C1 continued ...  
WA MULTIPLIERS

		Input-output Code	6601	7101	7301	7302	7303	7401	7501	7701	7702	7801	7802	7803	
Type of multipliers		Services to transport; storage	Communication services	Banking	Non-bank finance	Financial asset investors	Insurance	Services to finance, investment and insurance	Ownership of dwellings	Other property services	Scientific research, technical and computer services	Legal, accounting, marketing and business management services	Other business services		
Output multipliers	Initial effect	1.0000	1.0000	1.0000	1.0000	1.0000	1.0000	1.0000	1.0000	1.0000	1.0000	1.0000	1.0000	1.0000	
	First round effect	0.3299	0.2211	0.3306	0.5242	0.1335	0.3914	0.1824	0.1595	0.2906	0.2745	0.3551	0.3626	0.3626	
	Simple multiplier	1.4875	1.3246	1.4609	1.7485	1.1937	1.5395	1.2569	1.2312	1.4253	1.4020	1.5219	1.5368	1.5368	
	Industrial support effect	0.1576	0.1036	0.1303	0.2243	0.0602	0.1481	0.0745	0.0717	0.1347	0.1275	0.1668	0.1742	0.1742	
	Production-induced effect	0.4875	0.3246	0.4609	0.7485	0.1937	0.5395	0.2569	0.2312	0.4253	0.4020	0.5219	0.5368	0.5368	
	Type-1A multiplier	1.3299	1.2211	1.3306	1.5242	1.1335	1.3914	1.1824	1.1595	1.2906	1.2745	1.3551	1.3626	1.3626	
	Type-1B multiplier	1.4875	1.3246	1.4609	1.7485	1.1937	1.5395	1.2569	1.2312	1.4253	1.4020	1.5219	1.5368	1.5368	
	Total multiplier	2.0730	1.9799	2.1594	2.5355	1.6870	2.4673	1.6690	1.3349	2.1901	2.1559	2.3266	2.3519	2.3519	
	Consumption-induced effect	0.5855	0.6553	0.6985	0.7870	0.4934	0.9279	0.4121	0.1037	0.7647	0.7539	0.8047	0.8151	0.8151	
	Type-2A multiplier	2.0730	1.9799	2.1594	2.5355	1.6870	2.4673	1.6690	1.3349	2.1901	2.1559	2.3266	2.3519	2.3519	
	Type-2B multiplier	1.0730	0.9799	1.1594	1.5355	0.6870	1.4673	0.6690	0.3349	1.1901	1.1559	1.3266	1.3519	1.3519	
	Income multipliers	Initial effect	0.2092	0.2965	0.2903	0.2565	0.2300	0.4013	0.1704	0.0000	0.3268	0.3276	0.3240	0.3268	0.3268
		First round effect	0.0924	0.0591	0.0815	0.1421	0.0411	0.0983	0.0495	0.0430	0.0830	0.0783	0.1009	0.1027	0.1027
		Simple multiplier	0.3402	0.3807	0.4059	0.4573	0.2867	0.5391	0.2394	0.0603	0.4443	0.4381	0.4676	0.4736	0.4736
Industrial support effect		0.0385	0.0251	0.0340	0.0586	0.0155	0.0396	0.0195	0.0172	0.0345	0.0322	0.0427	0.0441	0.0441	
Production-induced effect		0.1310	0.0842	0.1155	0.2008	0.0566	0.1379	0.0690	0.0603	0.1175	0.1105	0.1436	0.1468	0.1468	
Type-1A multiplier		1.4416	1.1995	1.2808	1.5542	1.1789	1.2450	1.2904	Not calculated	1.2540	1.2391	1.3114	1.3143	1.3143	
Type-1B multiplier		1.6259	1.2842	1.3979	1.7828	1.2463	1.3436	1.4051	Not calculated	1.3597	1.3373	1.4433	1.4494	1.4494	
Total multiplier		0.4862	0.5441	0.5800	0.6534	0.4096	0.7704	0.3422	0.0861	0.6350	0.6260	0.6681	0.6768	0.6768	
Consumption-induced effect		0.1459	0.1633	0.1741	0.1962	0.1230	0.2313	0.1027	0.0258	0.1906	0.1879	0.2006	0.2032	0.2032	
Type-2A multiplier		2.3233	1.8350	1.9975	2.5475	1.7809	1.9199	2.0079	Not calculated	1.9430	1.9110	2.0625	2.0712	2.0712	
Type-2B multiplier		1.3233	0.8350	0.9975	1.5475	0.7809	0.9199	1.0079	Not calculated	0.9430	0.9110	1.0625	1.0712	1.0712	
Employment multipliers		Initial effect	0.0074	0.0076	0.0082	0.0083	0.0036	0.0064	0.0073	0.0000	0.0069	0.0093	0.0091	0.0216	0.0216
		First round effect	0.0031	0.0020	0.0028	0.0045	0.0012	0.0031	0.0015	0.0012	0.0026	0.0025	0.0032	0.0034	0.0034
		Simple multiplier	0.0117	0.0104	0.0121	0.0147	0.0053	0.0107	0.0094	0.0017	0.0107	0.0129	0.0137	0.0264	0.0264
	Industrial support effect	0.0012	0.0008	0.0011	0.0019	0.0005	0.0013	0.0006	0.0006	0.0011	0.0011	0.0014	0.0014	0.0014	
	Production-induced effect	0.0043	0.0028	0.0039	0.0064	0.0018	0.0044	0.0022	0.0017	0.0037	0.0035	0.0046	0.0048	0.0048	
	Type-1A multiplier	1.4132	1.2591	1.3350	1.5456	1.3508	1.4857	1.2137	Not calculated	1.3737	1.2678	1.3525	1.1564	1.1564	
	Type-1B multiplier	1.5813	1.3672	1.4696	1.7785	1.4948	1.6862	1.3016	Not calculated	1.5352	1.3804	1.5052	1.2234	1.2234	
	Total multiplier	0.0174	0.0167	0.0189	0.0224	0.0101	0.0198	0.0135	0.0027	0.0181	0.0202	0.0215	0.0344	0.0344	
	Consumption-induced effect	0.0057	0.0064	0.0068	0.0077	0.0048	0.0090	0.0040	0.0010	0.0075	0.0073	0.0078	0.0079	0.0079	
	Type-2A multiplier	2.3527	2.2102	2.2951	2.7056	2.8453	3.1060	1.8555	Not calculated	2.6083	2.1678	2.3688	1.5911	1.5911	
	Type-2B multiplier	1.3527	1.2102	1.2951	1.7056	1.8453	2.1060	0.8555	Not calculated	1.6083	1.1678	1.3688	0.5911	0.5911	

(continued on next page)

TABLE C1 continued ...  
WA MULTIPLIERS

Input-output Code		8101	8201	8401	8601	8701	9101	9201	9301	9501	9601
Type of multipliers		Government administration	Defence	Education	Health services	Community services	Motion picture, radio and television services	Libraries, museums and the arts	Sport, gambling and recreational services	Personal services	Other services
Output multipliers	Initial effect	1.0000	1.0000	1.0000	1.0000	1.0000	1.0000	1.0000	1.0000	1.0000	1.0000
	First round effect	0.4878	0.4567	0.0620	0.1797	0.3553	0.5398	0.2110	0.3632	0.3898	0.2179
	Simple multiplier	1.7577	1.7013	1.0932	1.2721	1.5315	1.8301	1.3192	1.5492	1.6000	1.3253
	Industrial support effect	0.2699	0.2445	0.0313	0.0924	0.1763	0.2903	0.1082	0.1859	0.2102	0.1073
	Production-induced effect	0.7577	0.7013	0.0932	0.2721	0.5315	0.8301	0.3192	0.5492	0.6000	0.3253
	Type-1A multiplier	1.4878	1.4567	1.0620	1.1797	1.3553	1.5398	1.2110	1.3632	1.3898	1.2179
	Type-1B multiplier	1.7577	1.7013	1.0932	1.2721	1.5315	1.8301	1.3192	1.5492	1.6000	1.3253
	Total multiplier	2.7791	2.6696	2.5566	2.3908	2.6223	2.5032	2.3436	2.1226	2.2711	2.5851
	Consumption-induced effect	1.0214	0.9683	1.4633	1.1187	1.0907	0.6732	1.0244	0.5734	0.6711	1.2598
	Type-2A multiplier	2.7791	2.6696	2.5566	2.3908	2.6223	2.5032	2.3436	2.1226	2.2711	2.5851
	Type-2B multiplier	1.7791	1.6696	1.5566	1.3908	1.6223	1.5032	1.3436	1.1226	1.2711	1.5851
	Initial effect	0.3783	0.3833	0.8240	0.5785	0.4889	0.1756	0.5094	0.1878	0.2405	0.6427
	First round effect	0.1446	0.1205	0.0181	0.0494	0.1024	0.1415	0.0579	0.0976	0.0995	0.0635
	Simple multiplier	0.5935	0.5626	0.8502	0.6500	0.6338	0.3911	0.5952	0.3332	0.3899	0.7320
Income multipliers	Industrial support effect	0.0705	0.0588	0.0081	0.0222	0.0424	0.0741	0.0278	0.0478	0.0499	0.0259
	Production-induced effect	0.2151	0.1793	0.0262	0.0716	0.1448	0.2156	0.0858	0.1453	0.1494	0.0893
	Type-1A multiplier	1.3822	1.3145	1.0220	1.0854	1.2095	1.8060	1.1137	1.5195	1.4139	1.0987
	Type-1B multiplier	1.5687	1.4678	1.0318	1.1237	1.2962	2.2280	1.1683	1.7738	1.6213	1.1390
	Total multiplier	0.8481	0.8040	1.2150	0.9288	0.9056	0.5589	0.8505	0.4761	0.5572	1.0460
	Consumption-induced effect	0.2546	0.2414	0.3647	0.2788	0.2719	0.1678	0.2553	0.1429	0.1673	0.3140
	Type-2A multiplier	2.2416	2.0974	1.4744	1.6057	1.8523	3.1838	1.6695	2.5347	2.3168	1.6276
	Type-2B multiplier	1.2416	1.0974	0.4744	0.6057	0.8523	2.1838	0.6695	1.5347	1.3168	0.6276
	Initial effect	0.0112	0.0098	0.0206	0.0160	0.0202	0.0081	0.0126	0.0085	0.0259	0.0159
	First round effect	0.0046	0.0040	0.0006	0.0017	0.0035	0.0049	0.0020	0.0033	0.0036	0.0022
	Simple multiplier	0.0181	0.0158	0.0215	0.0184	0.0252	0.0154	0.0155	0.0134	0.0311	0.0189
	Industrial support effect	0.0023	0.0020	0.0003	0.0007	0.0014	0.0025	0.0009	0.0016	0.0016	0.0009
	Production-induced effect	0.0068	0.0060	0.0009	0.0024	0.0050	0.0074	0.0029	0.0049	0.0053	0.0031
	Type-1A multiplier	1.4050	1.4093	1.0298	1.1068	1.1752	1.6099	1.1574	1.3935	1.1404	1.1370
Employment multipliers	Type-1B multiplier	1.6059	1.6141	1.0430	1.1517	1.2470	1.9165	1.2310	1.5801	1.2032	1.1925
	Total multiplier	0.0280	0.0252	0.0357	0.0293	0.0358	0.0220	0.0255	0.0190	0.0377	0.0312
	Consumption-induced effect	0.0100	0.0094	0.0143	0.0109	0.0106	0.0066	0.0100	0.0056	0.0065	0.0123
	Type-2A multiplier	2.4911	2.5780	1.7363	1.8326	1.7739	2.7310	2.0247	2.2369	1.4561	1.9657
	Type-2B multiplier	1.4911	1.5780	0.7363	0.8326	0.7739	1.7310	1.0247	1.2369	0.4561	0.9657



## **APPENDIX - D**

# **COMPARISON OF MULTIPLIERS**

TABLE D1  
OUTPUT MULTIPLIERS FOR WA

Row number	Industry code	Industries	Output multipliers
			0.00 1.00 2.00 3.00
1	2207	Leather and leather products	2.94
2	2804	Aircraft	2.78
3	8101	Government administration	2.78
4	2604	Concrete slurry	2.76
5	2101	Meat and meat products	2.73
6	2103	Fruit and vegetable products	2.69
7	2201	Wool scouring	2.69
8	2206	Footwear	2.68
9	2803	Railway equipment	2.68
10	8201	Defence	2.67
11	2108	Other food products	2.67
12	2701	Iron and steel	2.66
13	8701	Community services	2.62
14	2303	Other wood products	2.62
15	2302	Plywood, veneer and fabricated wood	2.60
16	1500	Services to mining	2.59
17	9601	Other services	2.59
18	2102	Dairy products	2.56
19	8401	Education	2.56
20	2107	Confectionery	2.56
21	2202	Textile fibres, yarns and woven fabrics	2.55
22	7302	Non-bank finance	2.54
23	2509	Rubber products	2.53
24	0300	Forestry and logging	2.53
25	2106	Bakery products	2.52
26	9101	Motion picture, radio and television services	2.50
27	2505+2508	Medicinal and pharmaceutical products;pesticides and other chemical products	2.50
28	2104	Oils and fats	2.49
29	5701	Accommodation, cafes and restaurants	2.49
30	2705	Fabricated metal products	2.49
31	2105	Flour mill products and cereal foods	2.48
32	2111	Wine and spirits	2.47
33	2801	Motor vehicles and parts;other transport equipment	2.47
34	7401	Insurance	2.47
35	2808	Other electrical equipment	2.46
36	6201	Rail, pipeline and other transport	2.46
37	2301	Sawmill products	2.45
38	2902	Furniture	2.44
39	8601	Health services	2.39
40	2510	Plastic products	2.38
41	2205	Clothing	2.38
42	2506	Soap and other detergents	2.36
43	2204	Knitting mill products	2.35
44	7803	Other business services	2.35
45	2605	Plaster and other concrete products	2.35
46	2109	Soft drinks, cordials and syrups	2.35
47	9201	Libraries, museums and the arts	2.34
48	2704	Sheet metal products	2.34
49	2304	Pulp, paper and paperboard	2.34
50	0106	Poultry	2.34
51	2901	Prefabricated buildings	2.33
52	7802	Legal, accounting, marketing and business management services	2.33
53	5101+(5401-2)/2	Retail trade + repairs	2.31
54	2807	Household appliances	2.31
55	2601	Glass and glass products	2.29
56	9501	Personal services	2.27
57	2903	Other manufacturing	2.27
58	2703	Structural metal products	2.26
59	2305+2306	Paperboard containers;paper bags and sacks and other paper products	2.26
60	4101	Residential building construction	2.26
61		Mean	2.26
62	2805	Photographic and scientific equipment	2.25
63	2503	Other basic chemicals	2.24
64	2402	Publishing;recorded media and publishing	2.24
65	2203	Textile products	2.24
66	3602	Gas supply	2.23

(continued on next page)



TABLE D1 continued ...  
OUTPUT MULTIPLIERS FOR WA

Row number	Industry code	Industries	Output multipliers
67	2110	Beer and malt	2.23
68	2809	Agricultural machinery	2.21
69	2811	Other machinery and equipment	2.20
70	2606	Other non-metallic mineral products	2.19
71	7702	Other property services	2.19
72	2504	Paints	2.18
73	4102	Other construction	2.18
74	1101	Coal	2.16
75	7301	Banking	2.16
76	7801	Scientific research, technical and computer services	2.16
77	2603	Cement and lime	2.15
78	2810	Mining and construction machinery; lifting and material handling equipment	2.15
79	2401	Printing and services to printing	2.15
80	4501+(5401-2)/2	Wholesale trade + repairs	2.13
81	9301	Sport, gambling and recreational services	2.12
82	2806	Electronic equipment	2.12
83	2602	Ceramic products	2.10
84	3601	Electricity supply	2.09
85	0104	Dairy cattle	2.08
86	6601	Services to transport; storage	2.07
87	0105	Pigs	2.06
88	6401	Air and space transport	2.05
89	01012	Sheep (wool)	2.05
90	01072	New industries & Other agriculture	2.04
91	01071	Horticulture	2.04
92	2502	Fertilisers	2.04
93	2702	Basic non-ferrous metal and products	2.00
94	7101	Communication services	1.98
95	6301	Water transport	1.98
96	0103	Beef cattle	1.96
97	2802	Ships and boats	1.95
98	6101	Road transport	1.91
99	0400	Commercial fishing	1.90
100	1302	Non-ferrous metal ores	1.88
101	2501	Petroleum and coal products	1.83
102	3701	Water supply; sewerage and drainage services	1.81
103	0200	Services to agriculture; hunting and trapping	1.81
104	01022	Grains (Pulses & oilseeds)	1.74
105	7303	Financial asset investors	1.69
106	7501	Services to finance, investment and insurance	1.67
107	1400	Other mining	1.67
108	01011	Sheep (animal)	1.64
109	1301	Iron ores	1.53
110	01021	Grains (cereals)	1.51
111	1102	Oil and gas	1.35
112	7701	Ownership of dwellings	1.33




TABLE D2  
INCOME MULTIPLIERS FOR WA

Row number	Industry code	Industries	Output multipliers
			0.00 1.75 3.50 5.25 7.00
1	0105	Pigs	6.57
2	2201	Wool scouring	6.00
3	0103	Beef cattle	5.17
4	2501	Petroleum and coal products	5.11
5	2604	Concrete slurry	4.48
6	6301	Water transport	4.03
7	01021	Grains (cereals)	3.91
8	2102	Dairy products	3.91
9	4101	Residential building construction	3.85
10	2105	Flour mill products and cereal foods	3.84
11	2108	Other food products	3.79
12	2207	Leather and leather products	3.67
13	01011	Sheep (animal)	3.64
14	01022	Grains (Pulses & oilseeds)	3.63
15	2111	Wine and spirits	3.53
16	2103	Fruit and vegetable products	3.52
17	2109	Soft drinks, cordials and syrups	3.50
18	2506	Soap and other detergents	3.45
19	2110	Beer and malt	3.43
20	2505+2508	Medicinal and pharmaceutical products;pesticides and other chemical products	3.42
21	2104	Oils and fats	3.41
22	2502	Fertilisers	3.32
23	0104	Dairy cattle	3.29
24	2701	Iron and steel	3.23
25	1102	Oil and gas	3.22
26	2801	Motor vehicles and parts;other transport equipment	3.19
27	9101	Motion picture, radio and television services	3.18
28	2101	Meat and meat products	3.16
29	2302	Plywood, veneer and fabricated wood	3.09
30	2503	Other basic chemicals	3.06
31	2603	Cement and lime	3.01
32	01072	New industries & Other agriculture	2.99
33	01071	Horticulture	2.99
34	01012	Sheep (wool)	2.91
35	3602	Gas supply	2.89
36	2304	Pulp, paper and paperboard	2.87
37	2107	Confectionery	2.80
38	2903	Other manufacturing	2.80
39	3601	Electricity supply	2.79
40	2301	Sawmill products	2.78
41	2702	Basic non-ferrous metal and products	2.77
42	2509	Rubber products	2.75
43	2504	Paints	2.74
44	2901	Prefabricated buildings	2.74
45		Mean	2.72
46	0106	Poultry	2.68
47	1302	Non-ferrous metal ores	2.68
48	2305+2306	Paperboard containers;paper bags and sacks and other paper products	2.65
49	2202	Textile fibres, yarns and woven fabrics	2.62
50	1500	Services to mining	2.59
51	2303	Other wood products	2.58
52	2807	Household appliances	2.58
53	2704	Sheet metal products	2.57
54	2605	Plaster and other concrete products	2.56
55	2803	Railway equipment	2.55
56	2808	Other electrical equipment	2.55
57	7302	Non-bank finance	2.55
58	9301	Sport, gambling and recreational services	2.53
59	2806	Electronic equipment	2.53
60	2510	Plastic products	2.52
61	2203	Textile products	2.48
62	2703	Structural metal products	2.46
63	2606	Other non-metallic mineral products	2.44
64	2205	Clothing	2.42
65	2705	Fabricated metal products	2.41
66	2204	Knitting mill products	2.36

Continued on next page



TABLE D2 continued ...

## INCOME MULTIPLIERS FOR WA

Row number	Industry code	Industries	Output multipliers
			0.00 1.75 3.50 5.25 7.00
67	2601	Glass and glass products	2.36
68	1400	Other mining	2.33
69	6601	Services to transport; storage	2.32
70	9501	Personal services	2.32
71	2402	Publishing; recorded media and publishing	2.30
72	2802	Ships and boats	2.30
73	2106	Bakery products	2.30
74	6401	Air and space transport	2.29
75	2206	Footwear	2.27
76	2902	Furniture	2.26
77	8101	Government administration	2.24
78	6101	Road transport	2.22
79	2809	Agricultural machinery	2.18
80	1101	Coal	2.16
81	0300	Forestry and logging	2.12
82	8201	Defence	2.10
83	2805	Photographic and scientific equipment	2.09
84	5701	Accommodation, cafes and restaurants	2.08
85	7803	Other business services	2.07
86	7802	Legal, accounting, marketing and business management services	2.06
87	0400	Commercial fishing	2.05
88	2810	Mining and construction machinery; lifting and material handling equipment	2.04
89	2401	Printing and services to printing	2.03
90	5101+(5401-2)/2	Retail trade + repairs	2.02
91	7501	Services to finance, investment and insurance	2.01
92	7301	Banking	2.00
93	2804	Aircraft	1.99
94	2811	Other machinery and equipment	1.99
95	2602	Ceramic products	1.98
96	7702	Other property services	1.94
97	7401	Insurance	1.92
98	7801	Scientific research, technical and computer services	1.91
99	4102	Other construction	1.88
100	1301	Iron ores	1.88
101	4501+(5401-2)/2	Wholesale trade + repairs	1.86
102	0200	Services to agriculture; hunting and trapping	1.86
103	8701	Community services	1.85
104	7101	Communication services	1.84
105	7303	Financial asset investors	1.78
106	6201	Rail, pipeline and other transport	1.71
107	3701	Water supply; sewerage and drainage services	1.71
108	9201	Libraries, museums and the arts	1.67
109	9601	Other services	1.63
110	8601	Health services	1.61
111	8401	Education	1.47
112	7701	Ownership of dwellings	NA

TABLE D3  
EMPLOYMENT MULTIPLIERS FOR WA

Row number	Industry code	Industries	Output multipliers
			0.00 3.00 6.00 9.00 12.00 15.00
1	2201	Wool scouring	12.99
2	1102	Oil and gas	8.60
3	2102	Dairy products	6.83
4	2802	Ships and boats	6.42
5	2501	Petroleum and coal products	6.20
6	2803	Railway equipment	6.07
7	2804	Aircraft	5.93
8	2110	Beer and malt	5.65
9	2104	Oils and fats	5.11
10	2108	Other food products	4.89
11	2103	Fruit and vegetable products	4.79
12	2101	Meat and meat products	4.78
13	2105	Flour mill products and cereal foods	4.77
14	2604	Concrete slurry	4.64
15	6301	Water transport	4.58
16	2502	Fertilisers	4.45
17	2304	Pulp, paper and paperboard	4.29
18	2503	Other basic chemicals	4.15
19	2109	Soft drinks, cordials and syrups	4.13
20	2505+2508	Medicinal and pharmaceutical products, pesticides and other chemical products	4.13
21	2207	Leather and leather products	3.93
22	3602	Gas supply	3.86
23	1101	Coal	3.86
24	2506	Soap and other detergents	3.76
25	2702	Basic non-ferrous metal and products	3.71
26	2111	Wine and spirits	3.63
27	2701	Iron and steel	3.63
28	2305+2306	Paperboard containers, paper bags and sacks and other paper products	3.46
29	1302	Non-ferrous metal ores	3.44
30	4101	Residential building construction	3.24
31	6401	Air and space transport	3.24
32	2603	Cement and lime	3.20
33	2202	Textile fibres, yarns and woven fabrics	3.14
34	2704	Sheet metal products	3.12
35	7401	Insurance	3.11
36	3601	Electricity supply	3.09
37	2302	Plywood, veneer and fabricated wood	3.08
38	2504	Paints	3.06
39	2806	Electronic equipment	3.04
40		<b>Mean</b>	<b>3.02</b>
41	2204	Knitting mill products	3.00
42	2606	Other non-metallic mineral products	2.94
43	1500	Services to mining	2.89
44	7303	Financial asset investors	2.85
45	2509	Rubber products	2.79
46	2107	Confectionery	2.77
47	9101	Motion picture, radio and television services	2.73
48	7302	Non-bank finance	2.71
49	2301	Sawmill products	2.68
50	2605	Plaster and other concrete products	2.65
51	2808	Other electrical equipment	2.65
52	1301	Iron ores	2.63
53	2601	Glass and glass products	2.62
54	2801	Motor vehicles and parts, other transport equipment	2.62
55	2510	Plastic products	2.61
56	2807	Household appliances	2.61
57	7702	Other property services	2.61
58	8201	Defence	2.58
59	1400	Other mining	2.57
60	2901	Prefabricated buildings	2.54
61	2703	Structural metal products	2.49
62	8101	Government administration	2.49
63	0300	Forestry and logging	2.45
64	2402	Publishing, recorded media and publishing	2.42
65	7802	Legal, accounting, marketing and business management services	2.37

Continued on next page



TABLE D3 continued ...

## EMPLOYMENT MULTIPLIERS FOR WA

Row number	Industry code	Industries	Output multipliers
66	6601	Services to transport;storage	2.35
67	7301	Banking	2.30
68	2106	Bakery products	2.27
69	2810	Mining and construction machinery;lifting and material handling equipment	2.24
70	3701	Water supply;sewerage and drainage services	2.24
71	9301	Sport, gambling and recreational services	2.24
72	6201	Rail, pipeline and other transport	2.23
73	7101	Communication services	2.21
74	2303	Other wood products	2.20
75	2203	Textile products	2.19
76	7801	Scientific research, technical and computer services	2.17
77	2705	Fabricated metal products	2.15
78	2206	Footwear	2.12
79	2805	Photographic and scientific equipment	2.11
80	2401	Printing and services to printing	2.06
81	2811	Other machinery and equipment	2.03
82	9201	Libraries, museums and the arts	2.02
83	2903	Other manufacturing	2.02
84	2809	Agricultural machinery	1.98
85	9601	Other services	1.97
86	0106	Poultry	1.94
87	0105	Pigs	1.94
88	2205	Clothing	1.93
89	5701	Accommodation, cafes and restaurants	1.88
90	0400	Commercial fishing	1.88
91	2902	Furniture	1.86
92	7501	Services to finance, investment and insurance	1.86
93	4501+(5401-2)/2	Wholesale trade + repairs	1.84
94	8601	Health services	1.83
95	2602	Ceramic products	1.82
96	8701	Community services	1.77
97	4102	Other construction	1.75
98	6101	Road transport	1.75
99	01072	New industries & Other agriculture	1.74
100	01071	Horticulture	1.74
101	8401	Education	1.74
102	0200	Services to agriculture;hunting and trapping	1.69
103	5101+(5401-2)/2	Retail trade + repairs	1.63
104	7803	Other business services	1.59
105	01021	Grains (cereals)	1.52
106	01022	Grains (Pulses & oilseeds)	1.52
107	0104	Dairy cattle	1.49
108	01012	Sheep (wool)	1.47
109	0103	Beef cattle	1.46
110	9501	Personal services	1.46
111	01011	Sheep (animal)	1.29
112	7701	Ownership of dwellings	NA

0.00 3.00 6.00 9.00 12.00 15.00

TABLE D4  
OUTPUT MULTIPLIERS FOR AUSTRALIA

Row number	Industry code	Industries		Output multipliers			
				0.00	1.00	2.00	3.00
1	2901	Prefabricated buildings	3.36				
2	2302	Plywood, veneer and fabricated wood	3.31				
3	2207	Leather and leather products	3.30				
4	2803	Railway equipment	3.30				
5	8101	Government administration	3.29				
6	2804	Aircraft	3.23				
7	2101	Meat and meat products	3.23				
8	2604	Concrete slurry	3.22				
9	2103	Fruit and vegetable products	3.21				
10	2703	Structural metal products	3.18				
11	1500	Services to mining	3.16				
12	2109	Soft drinks, cordials and syrups	3.15				
13	2106	Bakery products	3.14				
14	2201	Wool scouring	3.13				
15	2102	Dairy products	3.12				
16	2108	Other food products	3.11				
17	8201	Defence	3.10				
18	2303	Other wood products	3.09				
19	9601	Other services	3.08				
20	8701	Community services	3.07				
21	2902	Furniture	3.07				
22	2704	Sheet metal products	3.05				
23	2701	Iron and steel	3.03				
24	8401	Education	3.01				
25	5701	Accommodation, cafes and restaurants	3.00				
26	2206	Footwear	3.00				
27	2705	Fabricated metal products	3.00				
28	2810	Mining and construction machinery, lifting and material handling equipment	2.99				
29	2202	Textile fibres, yarns and woven fabrics	2.95				
30	2104	Oils and fats	2.93				
31	2301	Sawmill products	2.92				
32	2802	Ships and boats	2.92				
33	0105	Pigs	2.90				
34	2105	Flour mill products and cereal foods	2.90				
35	2903	Other manufacturing	2.89				
36	6201	Rail, pipeline and other transport	2.88				
37	0106	Poultry	2.88				
38	8601	Health services	2.88				
39	0300	Forestry and logging	2.86				
40	2107	Confectionery	2.86				
41	9101	Motion picture, radio and television services	2.86				
42	2801	Motor vehicles and parts; other transport equipment	2.86				
43	2811	Other machinery and equipment	2.85				
44	2809	Agricultural machinery	2.85				
45	7302	Non-bank finance	2.85				
46	2509	Rubber products	2.84				
47	4102	Other construction	2.84				
48	7401	Insurance	2.84				
49	2111	Wine and spirits	2.83				
50	9201	Libraries, museums and the arts	2.83				
51	2605	Plaster and other concrete products	2.80				
52	2606	Other non-metallic mineral products	2.79				
53	2808	Other electrical equipment	2.78				
54	2505+2508	Medicinal and pharmaceutical products; pesticides and other chemical products	2.78				
55	2205	Clothing	2.74				
56	5101+(5401-2)/2	Retail trade + repairs	2.74				
57	2110	Beer and malt	2.73				
58	7802	Legal, accounting, marketing and business management services	2.73				
59	9501	Personal services	2.72				
60		Mean	2.72				
61	7702	Other property services	2.71				
62	2402	Publishing; recorded media and publishing	2.70				
63	2305+2306	Paperboard containers; paper bags and sacks and other paper products	2.70				
64	7803	Other business services	2.69				
65	2203	Textile products	2.69				
66	0400	Commercial fishing	2.69				

Continued on next page



TABLE D4 continued ...  
OUTPUT MULTIPLIERS FOR AUSTRALIA

Row number	Industry code	Industries	Output multipliers
67	9301	Sport, gambling and recreational services	2.68
68	1302	Non-ferrous metal ores	2.68
69	7801	Scientific research, technical and computer services	2.67
70	2510	Plastic products	2.67
71	2602	Ceramic products	2.66
72	4101	Residential building construction	2.65
73	2807	Household appliances	2.65
74	2603	Cement and lime	2.63
75	2506	Soap and other detergents	2.63
76	2204	Knitting mill products	2.62
77	2702	Basic non-ferrous metal and products	2.61
78	2502	Fertilisers	2.60
79	2503	Other basic chemicals	2.59
80	2304	Pulp, paper and paperboard	2.59
81	2601	Glass and glass products	2.57
82	2401	Printing and services to printing	2.56
83	2805	Photographic and scientific equipment	2.53
84	4501+(5401-2)/2	Wholesale trade + repairs	2.50
85	6601	Services to transport/storage	2.50
86	7301	Banking	2.49
87	3602	Gas supply	2.46
88	1101	Coal	2.44
89	6401	Air and space transport	2.44
90	3601	Electricity supply	2.43
91	2504	Paints	2.41
92	2806	Electronic equipment	2.38
93	6301	Water transport	2.36
94	0104	Dairy cattle	2.34
95	01011	Sheep (animal)	2.32
96	01012	Sheep (wool)	2.32
97	0200	Services to agriculture/hunting and trapping	2.31
98	7101	Communication services	2.29
99	01071	Horticulture	2.28
100	01072	New industries & Other agriculture	2.28
101	0103	Beef cattle	2.25
102	01021	Grains (cereals)	2.23
103	01022	Grains (Pulses & oilseeds)	2.23
104	6101	Road transport	2.20
105	3701	Water supply;sewerage and drainage services	2.19
106	1400	Other mining	2.15
107	1301	Iron ores	2.08
108	2501	Petroleum and coal products	2.01
109	7303	Financial asset investors	1.97
110	7501	Services to finance, investment and insurance	1.85
111	7701	Ownership of dwellings	1.65
112	1102	Oil and gas	1.52




TABLE D5  
INCOME MULTIPLIERS FOR AUSTRALIA

Row number	Industry code	Industries	Output multipliers
			0.00 2.50 5.00 7.50
1	2201	Wool scouring	7.38
2	2501	Petroleum and coal products	6.60
3	0105	Pigs	5.71
4	0103	Beef cattle	5.67
5	0104	Dairy cattle	5.64
6	2604	Concrete slurry	5.51
7	6301	Water transport	5.25
8	2109	Soft drinks, cordials and syrups	4.90
9	2105	Flour mill products and cereal foods	4.82
10	2102	Dairy products	4.77
11	4101	Residential building construction	4.66
12	2108	Other food products	4.61
13	2502	Fertilisers	4.54
14	2110	Beer and malt	4.47
15	2101	Meat and meat products	4.33
16	2104	Oils and fats	4.29
17	2103	Fruit and vegetable products	4.29
18	01011	Sheep (animal)	4.29
19	01012	Sheep (wool)	4.29
20	1102	Oil and gas	4.25
21	2111	Wine and spirits	4.15
22	2207	Leather and leather products	4.10
23	1302	Non-ferrous metal ores	4.09
24	2901	Prefabricated buildings	4.05
25	2302	Plywood, veneer and fabricated wood	4.01
26	0106	Poultry	3.99
27	2702	Basic non-ferrous metal and products	3.95
28	2506	Soap and other detergents	3.95
29	2505+2508	Medicinal and pharmaceutical products;pesticides and other chemical products	3.84
30	2603	Cement and lime	3.84
31	01021	Grains (cereals)	3.82
32	01022	Grains (Pulses & oilseeds)	3.82
33	2701	Iron and steel	3.73
34	2801	Motor vehicles and parts;other transport equipment	3.72
35	9101	Motion picture, radio and television services	3.65
36	2503	Other basic chemicals	3.65
37	2903	Other manufacturing	3.63
38	2802	Ships and boats	3.56
39	2703	Structural metal products	3.47
40	3601	Electricity supply	3.44
41	01071	Horticulture	3.43
42	01072	New industries & Other agriculture	3.43
43	2704	Sheet metal products	3.35
44	2301	Sawmill products	3.35
45	3602	Gas supply	3.28
46		Mean	3.28
47	9301	Sport, gambling and recreational services	3.23
48	1400	Other mining	3.23
49	2304	Pulp, paper and paperboard	3.19
50	2305+2306	Paperboard containers;paper bags and sacks and other paper products	3.17
51	2606	Other non-metallic mineral products	3.15
52	2107	Confectionery	3.13
53	1500	Services to mining	3.09
54	2803	Railway equipment	3.09
55	2504	Paints	3.09
56	2605	Plaster and other concrete products	3.07
57	2509	Rubber products	3.06
58	2303	Other wood products	3.03
59	2203	Textile products	2.99
60	2202	Textile fibres, yarns and woven fabrics	2.99
61	2807	Household appliances	2.96
62	0400	Commercial fishing	2.95
63	2808	Other electrical equipment	2.89
64	2705	Fabricated metal products	2.86
65	2806	Electronic equipment	2.85
66	2510	Plastic products	2.84

Continued on next page



TABLE D5 continued ...  
INCOME MULTIPLIERS FOR AUSTRALIA


Row number	Industry code	Industries		Output multipliers			
				0.00	2.50	5.00	7.50
67	7302	Non-bank finance	2.82				
68	6401	Air and space transport	2.82				
69	6601	Services to transport/storage	2.80				
70	2106	Bakery products	2.78				
71	1301	Iron ores	2.78				
72	9501	Personal services	2.77				
73	2902	Furniture	2.77				
74	2205	Clothing	2.77				
75	2809	Agricultural machinery	2.73				
76	2402	Publishing/recorded media and publishing	2.71				
77	2810	Mining and construction machinery/lifting and material handling equipment	2.71				
78	2601	Glass and glass products	2.64				
79	2204	Knitting mill products	2.61				
80	6101	Road transport	2.58				
81	8101	Government administration	2.55				
82	2206	Footwear	2.49				
83	2811	Other machinery and equipment	2.48				
84	2602	Ceramic products	2.45				
85	1101	Coal	2.41				
86	5701	Accommodation, cafes and restaurants	2.41				
87	2401	Printing and services to printing	2.35				
88	8201	Defence	2.35				
89	7802	Legal, accounting, marketing and business management services	2.35				
90	0300	Forestry and logging	2.35				
91	4102	Other construction	2.34				
92	0200	Services to agriculture/hunting and trapping	2.33				
93	7702	Other property services	2.32				
94	5101+(5401-2)/2	Retail trade + repairs	2.31				
95	7803	Other business services	2.31				
96	2805	Photographic and scientific equipment	2.30				
97	7801	Scientific research, technical and computer services	2.28				
98	7301	Banking	2.25				
99	7501	Services to finance, investment and insurance	2.24				
100	2804	Aircraft	2.22				
101	7401	Insurance	2.13				
102	4501+(5401-2)/2	Wholesale trade + repairs	2.11				
103	7101	Communication services	2.07				
104	7303	Financial asset investors	2.06				
105	8701	Community services	2.06				
106	3701	Water supply/sewerage and drainage services	2.02				
107	6201	Rail, pipeline and other transport	1.90				
108	9201	Libraries, museums and the arts	1.89				
109	9601	Other services	1.80				
110	8601	Health services	1.80				
111	8401	Education	1.60				
112	7701	Ownership of dwellings	NA				

TABLE D6  
EMPLOYMENT MULTIPLIERS FOR AUSTRALIA

Row number	Industry code	Industries	Output multipliers
			0.00 5.00 10.00 15.00
1	2201	Wool scouring	14.78
2	1102	Oil and gas	12.33
3	2802	Ships and boats	11.41
4	2501	Petroleum and coal products	8.24
5	2110	Beer and malt	7.90
6	2803	Railway equipment	7.81
7	2804	Aircraft	7.01
8	2102	Dairy products	6.80
9	2104	Oils and fats	6.62
10	2105	Flour mill products and cereal foods	6.47
11	2108	Other food products	6.22
12	2502	Fertilisers	6.22
13	6301	Water transport	6.09
14	2103	Fruit and vegetable products	6.09
15	2109	Soft drinks, cordials and syrups	5.90
16	2101	Meat and meat products	5.60
17	2604	Concrete slurry	5.60
18	2702	Basic non-ferrous metal and products	5.49
19	1302	Non-ferrous metal ores	5.45
20	2503	Other basic chemicals	5.07
21	2304	Pulp, paper and paperboard	4.88
22	2505+2508	Medicinal and pharmaceutical products;pesticides and other chemical products	4.69
23	3602	Gas supply	4.53
24	1101	Coal	4.51
25	2207	Leather and leather products	4.41
26	2111	Wine and spirits	4.36
27	2506	Soap and other detergents	4.33
28	2701	Iron and steel	4.25
29	1301	Iron ores	4.23
30	2305+2306	Paperboard containers;paper bags and sacks and other paper products	4.19
31	2704	Sheet metal products	4.12
32	2603	Cement and lime	4.08
33	6401	Air and space transport	4.02
34	2302	Plywood, veneer and fabricated wood	3.96
35	4101	Residential building construction	3.88
36	2606	Other non-metallic mineral products	3.83
37	3601	Electricity supply	3.82
38		Mean	3.72
39	2901	Prefabricated buildings	3.64
40	2202	Textile fibres, yarns and woven fabrics	3.62
41	7401	Insurance	3.60
42	1400	Other mining	3.59
43	1500	Services to mining	3.52
44	7303	Financial asset investors	3.51
45	2504	Paints	3.49
46	2703	Structural metal products	3.48
47	2806	Electronic equipment	3.46
48	2204	Knitting mill products	3.37
49	7702	Other property services	3.27
50	2301	Sawmill products	3.19
51	2605	Plaster and other concrete products	3.17
52	9101	Motion picture, radio and television services	3.11
53	2509	Rubber products	3.11
54	2107	Confectionery	3.10
55	0106	Poultry	3.08
56	7302	Non-bank finance	3.02
57	2801	Motor vehicles and parts;other transport equipment	3.01
58	2808	Other electrical equipment	3.01
59	2807	Household appliances	3.00
60	2810	Mining and construction machinery;lifting and material handling equipment	2.99
61	2601	Glass and glass products	2.97
62	2510	Plastic products	2.95
63	8201	Defence	2.94
64	8101	Government administration	2.87
65	2402	Publishing;recorded media and publishing	2.86
66	6601	Services to transport;storage	2.84

Continued on next page



TABLE D6 continued ...

## EMPLOYMENT MULTIPLIERS FOR AUSTRALIA

Row number	Industry code	Industries	Output multipliers
67	9301	Sport, gambling and recreational services	2.81
68	3701	Water supply;sewerage and drainage services	2.77
69	7802	Legal, accounting, marketing and business management services	2.75
70	2106	Bakery products	2.75
71	0300	Forestry and logging	2.74
72	0105	Pigs	2.73
73	7801	Scientific research, technical and computer services	2.65
74	7301	Banking	2.63
75	0400	Commercial fishing	2.63
76	2203	Textile products	2.59
77	7101	Communication services	2.55
78	6201	Rail, pipeline and other transport	2.54
79	2303	Other wood products	2.52
80	2811	Other machinery and equipment	2.50
81	2705	Fabricated metal products	2.50
82	2903	Other manufacturing	2.48
83	2809	Agricultural machinery	2.42
84	0104	Dairy cattle	2.39
85	2401	Printing and services to printing	2.38
86	9201	Libraries, museums and the arts	2.35
87	2805	Photographic and scientific equipment	2.33
88	2206	Footwear	2.31
89	9601	Other services	2.23
90	2902	Furniture	2.19
91	2602	Ceramic products	2.19
92	5701	Accommodation, cafes and restaurants	2.16
93	2205	Clothing	2.15
94	4102	Other construction	2.13
95	8601	Health services	2.09
96	4501+(5401-2)/2	Wholesale trade + repairs	2.09
97	0200	Services to agriculture;hunting and trapping	2.07
98	7501	Services to finance, investment and insurance	2.06
99	6101	Road transport	1.97
100	8701	Community services	1.96
101	8401	Education	1.92
102	5101+(5401-2)/2	Retail trade + repairs	1.81
103	01071	Horticulture	1.75
104	01072	New industries & Other agriculture	1.75
105	7803	Other business services	1.72
106	01011	Sheep (animal)	1.67
107	01012	Sheep (wool)	1.67
108	01021	Grains (cereals)	1.62
109	01022	Grains (Pulses & oilseeds)	1.62
110	0103	Beef cattle	1.61
111	9501	Personal services	1.60
112	7701	Ownership of dwellings	NA




TABLE D7

## PERCENTAGE DIFFERENCES IN OUTPUT MULTIPLIERS BETWEEN WA AND AUSTRALIA

Row number	Industry code	Industries	Output multipliers
			0.00 7.00 14.00 21.00 28.00 35.00
1	2802	Ships and boats	33.36
2	01021	Grains (cereals)	32.33
3	2901	Prefabricated buildings	30.74
4	1302	Non-ferrous metal ores	29.90
5	01011	Sheep (animal)	29.57
6	0400	Commercial fishing	29.52
7	0105	Pigs	29.22
8	2703	Structural metal products	28.78
9	2810	Mining and construction machinery, lifting and material handling equipment	28.11
10	1301	Iron ores	26.60
11	2109	Soft drinks, cordials and syrups	25.50
12	4102	Other construction	23.53
13	2702	Basic non-ferrous metal and products	23.36
14	2704	Sheet metal products	23.19
15	2811	Other machinery and equipment	23.00
16	2809	Agricultural machinery	22.60
17	1400	Other mining	22.44
18	01022	Grains (Pulses & oilseeds)	21.90
19	0200	Services to agriculture; hunting and trapping	21.77
20	2903	Other manufacturing	21.60
21	2302	Plywood, veneer and fabricated wood	21.60
22	2606	Other non-metallic mineral products	21.44
23	2502	Fertilisers	21.38
24	2602	Ceramic products	21.12
25	9301	Sport, gambling and recreational services	20.80
26	2902	Furniture	20.41
27	2106	Bakery products	19.49
28	7801	Scientific research, technical and computer services	19.25
29	7702	Other property services	19.22
30	7701	Ownership of dwellings	18.94
31	0106	Poultry	18.88
32	2803	Railway equipment	18.75
33	2110	Beer and malt	18.49
34	2603	Cement and lime	18.27
35	1500	Services to mining	18.10
36	2102	Dairy products	17.98
37	3701	Water supply; sewerage and drainage services	17.31
38	5701	Accommodation, cafes and restaurants	17.14
39	9201	Libraries, museums and the arts	17.07
40	2402	Publishing; recorded media and publishing	17.05
41	2705	Fabricated metal products	17.02
42	6601	Services to transport; storage	16.98
43	2203	Textile products	16.95
44	8601	Health services	16.90
45		Mean	16.67
46	9501	Personal services	16.54
47	2103	Fruit and vegetable products	16.28
48	6301	Water transport	16.21
49	2401	Printing and services to printing	16.21
50	2305+2306	Paperboard containers; paper bags and sacks and other paper products	16.20
51	2605	Plaster and other concrete products	16.13
52	2301	Sawmill products	16.04
53	9601	Other services	15.96
54	6401	Air and space transport	15.80
55	5101+(5401-2)/2	Retail trade + repairs	15.69
56	8101	Government administration	15.48
57	2303	Other wood products	15.45
58	2101	Meat and meat products	15.40
59	8401	Education	14.99
60	4101	Residential building construction	14.97
61	2104	Oils and fats	14.91
62	4501+(5401-2)/2	Wholesale trade + repairs	14.84
63	7802	Legal, accounting, marketing and business management services	14.81
64	6201	Rail, pipeline and other transport	14.73
65	8701	Community services	14.66

Continued on next page



TABLE D7 continued ...

## PERCENTAGE DIFFERENCES IN OUTPUT MULTIPLIERS BETWEEN WA AND AUSTRALIA

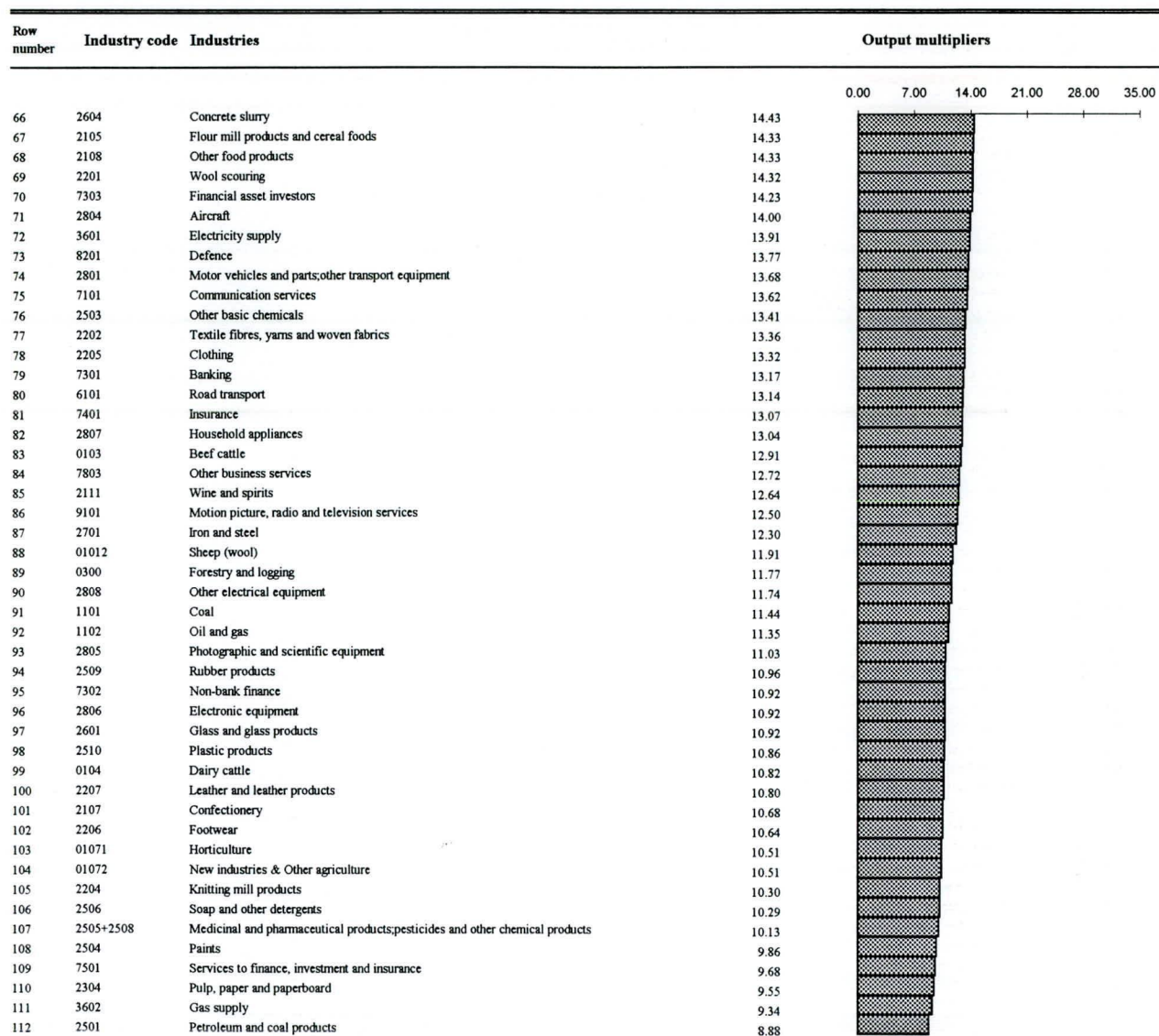


TABLE D8

## PERCENTAGE DIFFERENCES IN INCOME MULTIPLIERS BETWEEN WA AND AUSTRALIA

Row number	Industry code	Industries	Output multipliers
			-15.00 0.00 15.00 30.00 45.00
1	0104	Dairy cattle	41.67
2	2802	Ships and boats	35.20
3	1302	Non-ferrous metal ores	34.64
4	0106	Poultry	32.85
5	1301	Iron ores	32.38
6	2901	Prefabricated buildings	32.30
7	01012	Sheep (wool)	32.19
8	0400	Commercial fishing	30.32
9	2702	Basic non-ferrous metal and products	29.90
10	2703	Structural metal products	29.06
11	2109	Soft drinks, cordials and syrups	28.62
2	1400	Other mining	28.02
3	2502	Fertilisers	26.93
14	2101	Meat and meat products	26.86
15	2810	Mining and construction machinery; lifting and material handling equipment	24.77
16	1102	Oil and gas	24.22
17	2110	Beer and malt	23.46
18	6301	Water transport	23.20
19	2704	Sheet metal products	23.20
20	2302	Plywood, veneer and fabricated wood	23.07
21	2903	Other manufacturing	22.83
22	2501	Petroleum and coal products	22.53
23	2606	Other non-metallic mineral products	22.50
24	2603	Cement and lime	21.68
25	9301	Sport, gambling and recreational services	21.56
26	2104	Oils and fats	20.56
27	2809	Agricultural machinery	20.37
28	2105	Flour mill products and cereal foods	20.34
29	0200	Services to agriculture; hunting and trapping	20.27
30	4102	Other construction	19.75
31	2811	Other machinery and equipment	19.58
32	2602	Ceramic products	19.10
33	3601	Electricity supply	18.99
34	2604	Concrete slurry	18.70
35	6401	Air and space transport	18.67
36	2201	Wool scouring	18.61
37	2902	Furniture	18.27
38	2103	Fruit and vegetable products	18.05
39	2102	Dairy products	18.03
40	2108	Other food products	17.86
41	4101	Residential building construction	17.56
42	2803	Railway equipment	17.36
43	2203	Textile products	17.30
44	2106	Bakery products	17.14
45	6601	Services to transport; storage	17.08
46	2301	Sawmill products	17.01
47	2605	Plaster and other concrete products	16.67
48		Mean	16.5
49	9501	Personal services	16.42
50	2305+2306	Paperboard containers; paper bags and sacks and other paper products	16.35
51	1500	Services to mining	16.33
52	7702	Other property services	16.29
53	7801	Scientific research, technical and computer services	16.23
54	2503	Other basic chemicals	16.22
55	2705	Fabricated metal products	15.54
56	3701	Water supply; sewerage and drainage services	15.47
57	01011	Sheep (animal)	15.16
58	2402	Publishing; recorded media and publishing	14.95
59	2111	Wine and spirits	14.93
60	2303	Other wood products	14.74
61	2801	Motor vehicles and parts; other transport equipment	14.29
62	2401	Printing and services to printing	13.88
63	6101	Road transport	13.84
64	5701	Accommodation, cafes and restaurants	13.62
65	7303	Financial asset investors	13.60
66	2701	Iron and steel	13.48

Continued on next page



TABLE D8 continued ...

## PERCENTAGE DIFFERENCES IN INCOME MULTIPLIERS BETWEEN WA AND AUSTRALIA

Row number	Industry code	Industries	Output multipliers
67	2807	Household appliances	13.01
68	01071	Horticulture	12.80
69	01072	New industries & Other agriculture	12.80
70	9101	Motion picture, radio and television services	12.78
71	2506	Soap and other detergents	12.70
72	5101+(5401-2)/2	Retail trade + repairs	12.56
73	2202	Textile fibres, yarns and woven fabrics	12.55
74	2205	Clothing	12.48
75	7802	Legal, accounting, marketing and business management services	12.17
76	8101	Government administration	12.14
77	3602	Gas supply	12.11
78	4501+(5401-2)/2	Wholesale trade + repairs	11.75
79	2808	Other electrical equipment	11.59
80	9201	Libraries, museums and the arts	11.48
81	7101	Communication services	11.45
82	7301	Banking	11.39
83	2504	Paints	11.15
84	2806	Electronic equipment	11.14
85	2510	Plastic products	11.10
86	2505+2508	Medicinal and pharmaceutical products;pesticides and other chemical products	10.93
87	2601	Glass and glass products	10.82
88	8201	Defence	10.73
89	8601	Health services	10.63
90	2207	Leather and leather products	10.58
91	7501	Services to finance, investment and insurance	10.46
92	2107	Confectionery	10.45
93	1101	Coal	10.26
94	7803	Other business services	10.20
95	8701	Community services	10.10
96	2304	Pulp, paper and paperboard	10.06
97	2804	Aircraft	10.01
98	2509	Rubber products	9.99
99	7401	Insurance	9.83
100	6201	Rail, pipeline and other transport	9.79
101	7302	Non-bank finance	9.70
102	0300	Forestry and logging	9.60
103	9601	Other services	9.59
104	2204	Knitting mill products	9.42
105	2805	Photographic and scientific equipment	9.41
106	2206	Footwear	8.93
107	0103	Beef cattle	8.86
108	8401	Education	7.63
109	01022	Grains (Pulses & oilseeds)	4.94
110	01021	Grains (cereals)	-2.41
111	0105	Pigs	-15.00
112	7701	Ownership of dwellings	NA

-15.00 0.00 15.00 30.00 45.00




TABLE D9

## PERCENTAGE DIFFERENCES IN EMPLOYMENT MULTIPLIERS BETWEEN WA AND AUSTRALIA

Row number	Industry code	Industries	Output multipliers
			-2.00 13.00 28.00 43.00
1	2802	Ships and boats	43.72
2	1301	Iron ores	37.88
3	0104	Dairy cattle	37.52
4	1302	Non-ferrous metal ores	36.91
5	0106	Poultry	36.81
6	2702	Basic non-ferrous metal and products	32.45
7	2901	Prefabricated buildings	30.26
8	1102	Oil and gas	30.24
9	2109	Soft drinks, cordials and syrups	30.04
10	0105	Pigs	28.76
11	1400	Other mining	28.46
12	2502	Fertilisers	28.43
13	2703	Structural metal products	28.43
14	0400	Commercial fishing	28.41
15	2110	Beer and malt	28.39
16	2105	Flour mill products and cereal foods	26.26
17	2810	Mining and construction machinery; lifting and material handling equipment	25.05
18	2501	Petroleum and coal products	24.73
19	6301	Water transport	24.73
20	2704	Sheet metal products	24.27
21	2606	Other non-metallic mineral products	23.30
22	2104	Oils and fats	22.83
23	01011	Sheep (animal)	22.44
24	2803	Railway equipment	22.28
25	2302	Plywood, veneer and fabricated wood	22.10
26	2603	Cement and lime	21.42
27	2108	Other food products	21.40
28	2103	Fruit and vegetable products	21.26
29	9301	Sport, gambling and recreational services	20.27
30	7702	Other property services	20.11
31	6401	Air and space transport	19.58
32	3601	Electricity supply	19.25
33	3701	Water supply; sewerage and drainage services	19.09
34	7303	Financial asset investors	18.97
35	2811	Other machinery and equipment	18.95
36	2903	Other manufacturing	18.40
37	0200	Services to agriculture; hunting and trapping	18.35
38	2809	Agricultural machinery	18.23
39	7801	Scientific research, technical and computer services	18.17
40	2503	Other basic chemicals	17.99
41	4102	Other construction	17.92
42	1500	Services to mining	17.78
43	2106	Bakery products	17.53
44	2305+2306	Paperboard containers; paper bags and sacks and other paper products	17.42
45	2604	Concrete slurry	17.11
46	6601	Services to transport; storage	17.03
47		Mean	16.98
48	2602	Ceramic products	16.73
49	2111	Wine and spirits	16.66
50	4101	Residential building construction	16.37
51	2605	Plaster and other concrete products	16.23
52	2301	Sawmill products	15.75
53	2203	Textile products	15.51
54	2804	Aircraft	15.48
55	2402	Publishing; recorded media and publishing	15.35
56	2902	Furniture	14.86
57	3602	Gas supply	14.74
58	2101	Meat and meat products	14.70
59	2701	Iron and steel	14.69
60	1101	Coal	14.41
61	7802	Legal, accounting, marketing and business management services	13.98
62	9201	Libraries, museums and the arts	13.89
63	2705	Fabricated metal products	13.88
64	7401	Insurance	13.67
65	2401	Printing and services to printing	13.34
66	2506	Soap and other detergents	13.31
67	7101	Communication services	13.29
68	2202	Textile fibres, yarns and woven fabrics	13.25
69	8101	Government administration	13.22

Continued on next page



TABLE D9 continued ...

## PERCENTAGE DIFFERENCES IN EMPLOYMENT MULTIPLIERS BETWEEN WA AND AUSTRALIA

Row number	Industry code	Industries	Output multipliers
			-2.00 13.00 28.00 43.00
70	2807	Household appliances	13.04
71	2801	Motor vehicles and parts; other transport equipment	13.00
72	7301	Banking	12.79
73	5701	Accommodation, cafes and restaurants	12.73
74	2303	Other wood products	12.61
75	6201	Rail, pipeline and other transport	12.31
76	2504	Paints	12.30
77	8201	Defence	12.28
78	8601	Health services	12.25
79	2304	Pulp, paper and paperboard	12.20
80	2806	Electronic equipment	12.18
81	9101	Motion picture, radio and television services	12.14
82	2201	Wool scouring	12.14
83	2505+2508	Medicinal and pharmaceutical products; pesticides and other chemical products	11.89
84	2808	Other electrical equipment	11.78
85	4501+(5401-2)/2	Wholesale trade + repairs	11.78
86	01012	Sheep (wool)	11.72
87	9601	Other services	11.69
88	2601	Glass and glass products	11.64
89	2510	Plastic products	11.49
90	6101	Road transport	11.16
91	2204	Knitting mill products	10.93
92	2207	Leather and leather products	10.76
93	0300	Forestry and logging	10.61
94	2107	Confectionery	10.52
95	7302	Non-bank finance	10.45
96	2509	Rubber products	10.27
97	2205	Clothing	10.24
98	7501	Services to finance, investment and insurance	10.08
99	5101+(5401-2)/2	Retail trade + repairs	10.08
100	0103	Beef cattle	9.58
101	8401	Education	9.54
102	8701	Community services	9.52
103	2805	Photographic and scientific equipment	9.32
104	9501	Personal services	8.92
105	2206	Footwear	8.27
106	7803	Other business services	7.70
107	01022	Grains (Pulses & oilseeds)	5.87
108	01021	Grains (cereals)	5.68
109	01071	Horticulture	0.31
110	01072	New industries & Other agriculture	0.31
111	2102	Dairy products	-0.43
112	7701	Ownership of dwellings	NA