



Department of
Primary Industries and
Regional Development

Digital Library

Biosecurity factsheets

Biosecurity

11-2024

Adopt-a-trap to help detect European wasps

Department of Primary Industries and Regional Development, Western Australia

Follow this and additional works at: https://library.dpird.wa.gov.au/bs_factsheets

 Part of the [Agricultural Education Commons](#), [Agricultural Science Commons](#), [Agronomy and Crop Sciences Commons](#), [Biosecurity Commons](#), [Entomology Commons](#), and the [Environmental Monitoring Commons](#)

This factsheet is brought to you for free and open access by the Biosecurity at Digital Library. It has been accepted for inclusion in Biosecurity factsheets by an authorized administrator of Digital Library. For more information, please contact library@dpird.wa.gov.au.

Adopt-a-trap to help detect European wasps

DPIRD-177

Introduction

Early detection of European wasp is important to prevent the spread and establishment of nests, and the Adopt-a-trap program is a key part of annual European wasp surveillance.

The department intensively traps the highest risk areas of the state, but the Adopt-a-trap program can extend surveillance beyond these areas and into the regions to enhance community surveillance.

The trapping method used in the Adopt-a-trap program is very successful in catching European wasps. They address the wasps' sense of smell and foraging habits to find food. Trapped wasps are useful in alerting us to the presence of a nearby nest — usually within 200 metres from the trap. Trapped wasps help us track down and destroy the nest.

Community members, businesses in industrial areas, and local governments are invited to Adopt-a-trap to monitor European wasps during the active wasp season, from December to May.

When the weather starts to heat up, it's time to hang the trap in a backyard tree with an ice cube-sized piece of fresh fish inside, inspect regularly, and change the fish lure weekly or fortnightly.

Adopt-a-trap process

- Sign up
- If participating again, advise PaDIS you are trapping and provide your address
- Set up your trap
- Renew the lure
- Carefully check your trap
- Photograph and report all suspected European wasps, and wasp remains.

Sign-up

To participate in Adopt-a-trap, sign up online at dpird.wa.gov.au, or call our Pest and Disease Information Service (PaDIS) on +61 8 9368 3080 or email padis@dpird.wa.gov.au.

How to set a trap

Traps are most effective where alternative food sources are scarce.

Table 1: Instructions on how to install a lure, and deploy and check a trap




Image	Instruction
	<ul style="list-style-type: none"> • Cut frozen or fresh fish into ice-cube sized pieces • Place pieces in a bag, separate slightly, and freeze for easy use • You will need between 12 and 24 pieces for the full season, from December to May
	<ul style="list-style-type: none"> • Place one piece of fish in the trap at a time • Replace fish weekly or fortnightly
	<ul style="list-style-type: none"> • Deploy traps from early December until late May • Place the trap about 1.5 to 2 metres above the ground • Hang trap in a semi-shaded tree or other shade source (such as a shaded pole or fence), free from contact with other branches or foliage, so entry holes are unrestricted, and ant access is limited. • Place the trap in an inconspicuous position to prevent being damaged or stolen • Clean and store traps after wasp trapping concludes in May, and store until the following trapping season starts



Image 1 Hang your Adopt-a-trap in a tree

Renew the lure and check the trap

Renew the lure and check the trap every week, if possible, otherwise every two weeks, because fish lures are most effective in the first 48 hours, and dead wasps can be removed by ants.

Traps only need replacing if damaged. Contact us if you require a replacement.

Report trapped wasps

Report partial and suspected European wasps in your trap using the MyPestGuide Reporter app or online tool, available at dpird.wa.gov.au. Alternatively, call PaDIS on 08 9368 3080 or email padis@dpird.wa.gov.au.

More information

Refer to the department website at dpird.wa.gov.au for more information about the following:

- European wasp
- European wasp control
- Adopt-a-trap program
- MyPestGuide Reporter app
- Pest and Disease Information Service (PaDIS)

Contact us

Pest and Disease Information Service (PaDIS)

+61 8 9368 3080 | Email padis@dpird.wa.gov.au

Last updated November 2024

Important Disclaimer

The Chief Executive Officer of the Department of Primary Industries and Regional Development and the State of Western Australia accept no liability whatsoever by reason of negligence or otherwise arising from the use or release of this information or any part of it.

Copyright © State of Western Australia (Department of Primary Industries and Regional Development) 2024.

dpird.wa.gov.au